

HAWAII HEALTH SYSTEMS
C O R P O R A T I O N

"Touching Lives Everyday"

February 1, 2006

B-06-010


The Honorable Robert Bunda
Senate President
The Senate
Hawaii State Capitol, Room 003
Honolulu, Hawaii 96813

Dear Mr. President:


In accordance to Act 178, SLH 2005, Section 160, the Hawaii Health Systems Corporation submits the reports on the certification of losses under the state plan amendment for the quarter ending December 31, 2005.

Should you have any questions, please call Kelley C. Roberson, Chief Operating Officer and Chief Financial Officer, at 733-4171.

Sincerely,


for Kelley C. Roberson, COO & CFO
THOMAS M. DRISKILL, Jr.
President and Chief Executive Officer

Attachments



HAWAII HEALTH SYSTEMS
C O R P O R A T I O N
"Touching Lives Everyday"

February 1, 2006

B-06-010

The Honorable Calvin Say
Speaker
House of Representatives
Hawaii State Capitol, Room 431
Honolulu, Hawaii 96813

Dear Mr. Speaker:

In accordance to Act 178, SLH 2005, Section 160, the Hawaii Health Systems Corporation submits the reports on the certification of losses under the state plan amendment for the quarter ending December 31, 2005.

Should you have any questions, please call Kelley C. Roberson, Chief Operating Officer and Chief Financial Officer, at 733-4171.


Sincerely,


Kelley C. Roberson, COO & CFO

THOMAS M. DRISKILL, Jr.
President and Chief Executive Officer

for

Attachments



HAWAII HEALTH SYSTEMS
C O R P O R A T I O N

"Touching Lives Everyday"

January 31, 2006

COO/CFO-06-014

Mr. Brian Pang
State of Hawaii, Dept. of Health
Med-Quest Division
601 Kamokila Blvd, Rm 518
Kapolei, Hi 96707

SUBJECT: Certification of HHSC Medicaid Losses for Quarter Ended December 31, 2005

Dear Brian:

I certify under penalty of perjury that the information provided on the attached worksheet showing HHSC losses from the Medicaid program of \$5,029,978 for the quarter ended December 31, 2005 are true and correct. The cumulative losses for FY 2006 for the period ended December 31, 2005 amounted to \$7,984,954 fewer amounts reported last quarter of \$2,954,976 resulted in this quarterly loss. The losses were calculated using the latest information available for the period claimed, and that the funds/contributions are expended as necessary for federal matching funds pursuant to the requirement of 42CFR 433.51, and that these claimed expenditures have not previously been nor shall not subsequently be used for federal match in this or any other program. I am aware that this information is to be used for filing of a claim with the Federal government for Federal funds and that knowing misrepresentation constitutes violation of the Federal False Claims Act.

Sincerely,

KELLEY C. ROBERSON

Chief Operating Officer and Chief Financial Officer
Hawaii Health Systems Corporation

Attachment

HAWAII HEALTH SYSTEMS CORPORATION
 LOSSES FROM MEDICAD PROGRAM EXCLUDING CRITICAL ACCESS HOSPITAL
 FY 2006 QUARTER ENDED DECEMBER 31, 2005

FACILITY	MEDICAD ACUTE SERVICES INCL WAITLISTED (7/1/05 - 12/31/05 SVC DATES)										MEDICAD LTC ROUTINE SERVICES INCL LCF MR (7/1/05 - 12/31/05 SVG DATES)									
	(1) # ACCT	(1) DAYS	(1) CHARGES	(2) COST	(1) REIMB	(7) LOSS	(8) PRIOR LOSS	(9) DIFF	(3) DAYS	(3) REIMB	(6) COST	(6) REIMB	(7) LOSS	(8) PRIOR LOSS	(8) DIFF	TOTAL LOSS	PRIOR LOSS	DIFF		
HAMAKUA	324	2,735	5,891,616	2,893,351	1,544,870	(1,348,481)	(677,620)	(670,861)	7,310	2,593,426	2,590,167	553,852	(233,514)	(233,514)	(553,852)	(233,514)	(230,333)			
KAU (CAH)					3,841,355	(3,444,409)			14,689	4,195,080	3,841,355	(344,409)	(149,226)	(395,169)	(1,392,690)	(329,840)	(1,096,050)			
KOHALA (CAH)	174	755	1,848,933	974,942	593,822	(381,120)	(181,728)	(199,392)	2,856	1,143,863	1,143,863			(231,293)	(843,341)	(419,597)				
KONA									15,680	4,414,365	5,078,819	(1,418,009)	(565,190)	(654,819)	(1,418,009)	(642,744)	(430,957)			
LANAI (CAH)									28,706	7,475,269	7,202,850	(272,419)	(200,791)	(284,813)	(529,634)	(280,791)	(324,843)			
LEAHI									22,659	4,798,350	4,802,691	(44,776)	(5,723)	(44,165)	(44,165)	(5,723)	(41,052)			
MAUI	352	2,386	7,031,273	3,319,464	1,526,072	(1,793,392)	(567,771)	(1,225,621)	10,860	3,028,336	2,930,501	(97,835)	(118,386)	(98,706)	(1,793,392)	(97,835)	(1,225,621)			
SMNH	16	196	200,994	221,364	127,865	(93,469)	(26,017)	(67,452)	102,270	27,432,899	27,339,246	(93,653)	(1,501,840)	(2,854,976)	(93,653)	(1,501,840)	(5,029,976)			
TOTAL HHSC	866	6,072	15,072,605	7,409,121	3,792,659	(3,818,492)	(1,453,136)	(2,163,326)	102,270	27,432,899	27,339,246	(93,653)	(1,501,840)	(2,854,976)	(93,653)	(1,501,840)	(5,029,976)			

(1) Per HHSC Accounts Receivable for Medicaid Acute inpatient waitlisted as of 12/31/05, reimbursement does not include capital pass thru payments

(2) Applied Medicaid acute cost to charge ratio from the FY 05 Medicaid Cost Report As Filed

(3) Per HHSC Census Report for 7/1/05 - 12/31/05 for Medicaid

(4) Applied 705 - 1205 LTC R&B Average charges per Management Statistics x Medicaid Days

(5) FY 05 Medicaid LTC routine cost per day x Medicaid days


(6) Medicaid Days x PPS rates for 7/1/05-6/30/06

(7) Reimb - Cost

(8) Loss reported in previous report

(9) Current Loss - Previous Reported Loss

Date Completed: 01/28/2006



HAWAII HEALTH SYSTEMS
C O R P O R A T I O N

"Touching Lives Everyday"

January 31, 2006

COO/CFO-06-015

Mr. Brian Pang
State of Hawaii, Dept. of Health
Med-Quest Division
601 Kamokila Blvd, Rm 518
Kapolei, Hi 96707

SUBJECT: Uncompensated Costs of HHSC Quest, Uninsured and Medicaid Outpatient for the Quarter ended December 31, 2005

Dear Brian:

I certify under penalty of perjury that the information provided on the attached worksheet showing HHSC losses from participation in the Quest program, provision of services to uninsured patients and provision of Medicaid outpatient services of \$4,244,120 for the quarter ended December 31, 2005 are true and correct. The cumulative losses for FY 2006 for the period ended December 31, 2005 amounted to \$8,290,307 less amount reported last quarter of \$4,046,188 resulted in this quarter's reported loss. The losses were calculated using the latest information available for the period claimed; and the funds/contributions were expended as necessary for federal matching funds pursuant to the requirement of 42CFR 433.51. These claimed expenditures have not previously been and shall not subsequently be used for federal match in this or any other program. I am aware that this information is to be used for filing of a claim with the Federal government for Federal funds and that knowing misrepresentation constitutes violation of the Federal False Claims Act.

Sincerely,

KELLEY C. ROBERSON

Chief Operating Officer and Chief Financial Officer
Hawaii Health Systems Corporation

Attachment

HAWAII HEALTH SYSTEMS CORPORATION
 LOSSES FROM QUEST & UNINSURED PROGRAM
 FY 2006 QUARTER ENDED DECEMBER 31, 2005

FACILITY	QUEST ACUTE SERVICES										QUEST OUTPATIENT SERVICES										TOTAL LOSS			
	# ACCT	DAYS	CHARGES	(1)	(2)	CIC RATIO	REIMB	REIMBCHGR	LOSS	PRIOR LOSS	DIFF	# ACCT	CHARGES	(3)	(4)	CIC RATIO	REIMB	REIMBCHGR	LOSS	PRIOR LOSS	DIFF	CURRENT LOSS	PRIOR LOSS	DIFF
HAWAIIA	854	2,592	6,274,813	3,093,327	48.92%	1,899,519	31.87%	(1,069,643)	(443,815)	(1,069,643)	(1,069,643)	3,953	4,267,551	1,844,452	43.15%	1,155,513	26.04%	(644,949)	(230,528)	(230,528)	(1,475,477)	(1,475,477)	(1,475,477)	(1,475,477)
HILO	83	245	394,841	402,478	101.93%	247,420	62.66%	(155,059)	(33,505)	(155,059)	(33,505)	807	348,070	107,750	30.95%	46,044	13.23%	(139,026)	(77,331)	(77,331)	(214,357)	(214,357)	(214,357)	(214,357)
KONA	392	1,184	3,024,330	1,259,950	41.65%	1,069,516	35.31%	(1,914,644)	(81,454)	(1,914,644)	(81,454)	1,894	1,592,952	519,899	32.63%	483,306	30.34%	(35,594)	(47,233)	(47,233)	(118,466)	(118,466)	(118,466)	(118,466)
KUHA	1	4	3,910	3,962	50.17%	1,154	29.23%	(2,756)	81	(2,756)	81	81	7,971	4,860	49.65%	75	1.45%	(4,400)	(4,400)	(4,400)	(4,400)	(4,400)	(4,400)	(4,400)
MAUI	2	2	2,932	3,166	111.06%	749	25.42%	(2,183)	81	(2,183)	81	102	56,002	48,174	86.02%	7,556	14.52%	(42,148)	(22,969)	(22,969)	(22,969)	(22,969)	(22,969)	(22,969)
MALUHIA	907	2,831	7,870,018	3,239,883	41.00%	1,969,309	25.25%	(1,210,374)	(606,311)	(1,210,374)	(606,311)	2,118	2,969,568	845,297	28.48%	622,549	21.00%	(222,748)	(130,701)	(130,701)	(337,012)	(337,012)	(337,012)	(337,012)
TOTAL HHSC	2,232	6,808	17,724,718	8,110,260	45.73%	5,408,544	30.50%	(2,701,718)	(1,231,311)	(1,231,311)	(1,231,311)	9,108	9,023,615	3,756,859	41.74%	2,530,431	28.04%	(1,236,256)	(849,833)	(849,833)	(2,085,211)	(2,085,211)	(2,085,211)	(2,085,211)

FACILITY	UNINSURED ACUTE SERVICES										UNINSURED OUTPATIENT SERVICES										TOTAL LOSS			
	# ACCT	DAYS	CHARGES	(1)	(2)	CIC RATIO	REIMB	REIMBCHGR	LOSS	PRIOR LOSS	DIFF	# ACCT	CHARGES	(3)	(4)	CIC RATIO	REIMB	REIMBCHGR	LOSS	PRIOR LOSS	DIFF	CURRENT LOSS	PRIOR LOSS	DIFF
HAWAIIA	75	282	946,795	444,533	46.95%	54,348	5.82%	(198,850)	(387,538)	(198,850)	(387,538)	815	1,058,157	48,056	4.54%	3,233	0.30%	(64,817)	(24,250)	(24,250)	(91,067)	(91,067)	(91,067)	(91,067)
HILO	9	1	96,322	85,185	88.45%	19,200	19.72%	(78,885)	(68,318)	(78,885)	(68,318)	127	34,995	48,082	137.44%	4,507	12.88%	(43,215)	(23,853)	(23,853)	(46,552)	(46,552)	(46,552)	(46,552)
KONA	2	13	3,798	6,028	158.75%	2,920	78.92%	(2,449)	(61,954)	(2,449)	(61,954)	729	808,056	283,255	35.05%	44,597	5.52%	(218,536)	(85,485)	(85,485)	(133,173)	(133,173)	(133,173)	(133,173)
KUHA	85	220	735,218	304,601	41.43%	7,869	1.07%	(297,132)	(61,954)	(297,132)	(61,954)	179	15,078	7,485	49.64%	5,425	36.62%	(9,593)	(9,593)	(9,593)	(9,593)	(9,593)	(9,593)	(9,593)
MAUI	311	1,032	4,268,103	1,449,046	34.00%	126,514	2.97%	(1,622,532)	(95,620)	(1,622,532)	(95,620)	1,934	2,148,882	773,733	35.99%	118,156	5.50%	(635,597)	(241,131)	(241,131)	(718,958)	(718,958)	(718,958)	(718,958)
TOTAL HHSC	488	1,816	6,029,310	2,820,738	46.77%	212,886	3.53%	(2,408,152)	(1,231,703)	(1,231,703)	(1,231,703)	3,713	4,206,593	1,818,404	43.47%	236,270	5.62%	(1,352,134)	(661,625)	(661,625)	(1,818,404)	(1,818,404)	(1,818,404)	(1,818,404)

FACILITY	MEDICAID ACUTE SERVICES REPORTED UNDER CERTIFICATION REPORT										MEDICAID OUTPATIENT SERVICES										TOTAL LOSS			
	# ACCT	DAYS	CHARGES	(1)	(2)	CIC RATIO	REIMB	REIMBCHGR	LOSS	PRIOR LOSS	DIFF	# ACCT	CHARGES	(3)	(4)	CIC RATIO	REIMB	REIMBCHGR	LOSS	PRIOR LOSS	DIFF	CURRENT LOSS	PRIOR LOSS	DIFF
HAWAIIA	17	17	17,079	21,332	124.88%	3,644	21.30%	(13,435)	(13,435)	(13,435)	(13,435)	17	17,079	21,332	124.88%	3,644	21.30%	(13,435)	(13,435)	(13,435)	(13,435)	(13,435)	(13,435)	(13,435)
HILO	19	378	3,786	3,825	100.76%	1,200	31.98%	(2,586)	(2,586)	(2,586)	(2,586)	19	3,786	3,825	100.76%	1,200	31.98%	(2,586)	(2,586)	(2,586)	(2,586)	(2,586)	(2,586)	(2,586)
KONA	150	454	54,848	37,535	68.45%	49,174	89.68%	(17,313)	(17,313)	(17,313)	(17,313)	150	54,848	37,535	68.45%	49,174	89.68%	(17,313)	(17,313)	(17,313)	(17,313)	(17,313)	(17,313)	(17,313)
KUHA	50	34,289	47,092	107,944	229.26%	15,003	34.00%	(32,091)	(32,091)	(32,091)	(32,091)	50	47,092	107,944	229.26%	15,003	34.00%	(32,091)	(32,091)	(32,091)	(32,091)	(32,091)	(32,091)	(32,091)
MAUI	48	13,405	6,554	49,844	2,971	22.19%	(6,554)	(6,554)	(6,554)	(6,554)	48	13,405	6,554	49.84%	2,971	22.19%	(6,554)	(6,554)	(6,554)	(6,554)	(6,554)	(6,554)	(6,554)	(6,554)
TOTAL HHSC	296	1,182,053	401,518	33.98%	327,074	27.44%	(174,445)	(174,445)	(174,445)	(174,445)	(174,445)	296	1,182,053	401,518	33.98%	327,074	27.44%	(174,445)	(174,445)	(174,445)	(174,445)	(174,445)	(174,445)	(174,445)

FACILITY	TOTAL ACUTE										TOTAL OUTPATIENT SERVICES										TOTAL LOSS			
	# ACCT	DAYS	CHARGES	(1)	(2)	CIC RATIO	REIMB	REIMBCHGR	LOSS	PRIOR LOSS	DIFF	# ACCT	CHARGES	(3)	(4)	CIC RATIO	REIMB	REIMBCHGR	LOSS	PRIOR LOSS	DIFF	CURRENT LOSS	PRIOR LOSS	DIFF
HAWAIIA	869	2,884	7,181,598	3,543,860	49.34%	2,054,027	28.56%	(1,458,113)	(1,458,113)	(1,458,113)	(1,458,113)	85	18,911	18,748	100.19%	5,639	29.78%	(14,103)	(14,103)	(14,103)	(14,103)	(14,103)	(14,103)	(14,103)
HILO	92	306	491,163	500,664	101.93%	265,820	54.14%	(234,744)	(234,744)	(234,744)	(234,744)	884	559,592	442,307	79.04%	184,857	34.07%	(247,650)	(130,612)	(130,612)	(482,262)	(482,262)	(482,262)	(482,262)
KONA	477	1,404	3,759,548	1,557,581	41.45%	1,075,985	28.62%	(2,683,563)	(481,596)	(2,683,563)	(481,596)	2,850	3,152,055	1,078,925	34.25%	748,965	23.76%	(2,103,090)	(142,438)	(142,438)	(2,245,528)	(2,245,528)	(2,245,528)	(2,245,528)
KUHA	1	4	3,910	3,962	50.17%	1,154	29.23%	(2,756)	81	(2,756)	81	298	38,274	18,959	49.54%	16,335	43.74%	(21,939)	(9,947)	(9,947)	(31,886)	(31,886)	(31,886)	(31,886)
MAUI	1,218	3,863	12,444,121	4,978,928	40.00%	2,115,833	17.02%	(2,663,108)	(2,663,108)	(2,663,108)	(2,663,108)	4,842	5,850,263	1,870,650	32.15%	1,087,768	18.58%	(882,761)	(882,761)	(882,761)	(1,765,522)	(1,765,522)	(1,765,522)	(1,765,522)
TOTAL HHSC	2,738	8,445	23,784,049	10,230,958	45.16%	5,818,936	23.65%	(4,965,112)	(4,965,112)	(4,965,112)	(4,965,112)	15,984	17,814,212	2,285,142	40.95%	4,114,703	23.10%	(3,180,438)	(1,583,174)	(1,583,174)	(824,232)	(824,232)	(824,232)	(824,232)

(1) Per HHSC Accounts Receivable @ 12/31/05 for 7005-12005 discharges, for acute inpatient, applied a zero balance reimb % to acct balance to complete expected reimb
 (2) Applied inpatient and outpatient cost to charge ratios from the most recently available audited Medicaid cost report
 (3) Reimb - Cost
 Date Completed: 1/28/06 AY