



HAWAII HEALTH SYSTEMS C O R P O R A T I O N

"Touching Lives Every Day"

IPCEO-10-025

Report To The Legislature Hawaii Health Systems Corporation Annual Audit and Report for FY2009; Pursuant to HRS Section 323F-22(a), (b) and (c)

Hawaii Health Systems Corporation (HHSC) is pleased to submit this Report to the Legislature in accordance with Hawaii Revised Statutes, Section 323F-22 relating to Hawaii Health Systems Corporation Annual audit and report. This report includes (a) FY 2009 annual audit conducted by D&T, (b) projected revenues for each health care facility and a list of capital improvement projects planned for implementation in FY2010; and (c) newly established regional system board reports. A report on the results of the HHSC annual internal audit pursuant to HRS Section 323F-22 (d) that was added by the Legislature in 2009 has been submitted separately.

The Hawaii Health Systems Corporation network of hospitals provide health care services to residents and visitors in the State of Hawaii through the continued dedication and hard work of our employees, medical staff, community advisors, boards of directors, labor union partners, and many other stakeholders, with support from the Legislature and the State Administration.

HHSC facilities include: Hilo Medical Center, Hale Ho'ola Hamakua, and Ka'u Hospital (East Hawaii Region); Kona Community Hospital and Kohala Hospital (West Hawaii Region); Maui Memorial Medical Center, Lanai Community Hospital and Kula Hospital (Maui Region); Leahi Hospital and Maluhia (Oahu Region); Kauai Veterans Memorial Hospital and Samuel Mahelona Memorial Hospital (Kauai Region), Yukio Okutsu State Veterans Home - Hilo, Roselani Place - Maui, Ali'i Health Center - West Hawaii, and Affiliate HHSC facility Kahuku Medical Center - Oahu.

In Fiscal Year 2009 HHSC hospitals provided a total of 22,378 acute care admissions and 111,770 acute care patient days; 1,385 long-term care admissions, 276,175 long-term care patient days; 3,885 babies born and 109,129 emergency room visits. A total of 1260 licensed acute and long-term care beds are operated in HHSC regions' and twelve facilities. The system employed a total of 3,892 FTE (full time equivalent) personnel.

HHSC provides quality, accessible and affordable healthcare in all communities we serve. We have continued to develop and improve our clinical and non-clinical quality programs consistently putting into practice our mantra that "Quality is Job One." HHSC quality initiatives, which have provided the system with measurable solutions for improving quality of care, were accomplished through the dedicated efforts and cooperation of our staff, community physicians,

3675 KILAUEA AVENUE • HONOLULU, HAWAII 96816 • PHONE: (808) 733-4020 • FAX: (808) 733-4028

HILO • HONOKAA • KAU • KONA • KOHALA • WAIMEA • KAPAA • WAILUKU • KULA • LANAI • HONOLULU
www.hhsc.org <<http://www.hhsc.org>>

and other healthcare professionals. All HHSC facilities are fully certified and licensed by both State and National standards. All HHSC facilities are Medicare/Medicaid certified and all have successfully passed those surveys. HHSC completed its fifth Hospital accreditation survey by the Joint Commission in 2008, again resulting in a full 3-year accreditation for all hospitals surveyed. HHSC also continues its long-standing participation with Hawaii Medical Services Association (HMSA) Hospital Quality and Service Recognition program that offers financial incentives for meeting performance indicators related to patient care quality

Fiscal Year 2009 has been a time of considerable change in the Hawaii Health Systems Corporation with activities that began in Fiscal Year 2008 involving a significant transition toward a new governance structure that was set forth in passage of Act 290, Session Laws of Hawaii 2007.

- For the purpose of enhancing community based governance, five regional systems were created and a new HHSC Corporate Board of Directors was established. Board membership was increased from thirteen to fifteen and included Physician members appointed from each of the five respective regions on a rotational basis, plus representation from each of the Regional System Boards.
- Five Regional System Boards of Directors were established and a new Corporate/Regional System Board Policy Committee including representation from each Regional Board was also created to assure organized transition and transfer of authority to the regional systems.
- The Hawaii Governance Academy was created to provide assistance in the development, orientation and education support for each of the newly established regional boards and restructured corporation board. A Governance Leadership Program was conducted for board members, and support was provided for the transfer of authority process including a framework for development of basic criteria and accountabilities for the transfer of governance responsibilities and authorities to five new regional health system boards. Throughout Fiscal Year 2009 the corporation and regional system boards were actively engaged in the transfer of governance responsibilities and authorities process and in board governance and leadership education and training. This process effectively allowed a transition of powers, delegations, and custodial control of assets, personnel, services and operations of the Hawaii Health Systems Corporation in an orderly manner.
- Concerted effort of the newly re-structured corporation board, re-organized working committees, five regional system boards, and corporate and regional executive leadership resulted in successful transfer of authority and governance responsibilities to the regional system boards.
- Building upon the governance changes of the previous year, a new measure was passed by the 2009 Legislature for the purpose of improving operations and efficiencies of the Hawaii Health Systems Corporation. The passage of Act 182 in the 2009 session intended further reform of the Hawaii Health Systems Corporation to strengthen the viability of the public hospital system and address the system's fiscal problems and increasing dependence on state funding. This measure further restructured the corporation board of directors by reducing membership from fifteen to twelve; by adding regional system chief executive officers to the corporation board, and by increasing regional system

representation. It also removed the corporation and regional boards from the gubernatorial appointment and legislation confirmation process.

- In Fiscal year 2009 a restructured Physician Leadership Group (PLG), constituted of physicians throughout the regions also provided guidance and support concerning clinical and medical staff issues facing our hospitals that contribute to the success and establishment of strategic direction of the system.
- In addition to organizational and operational changes, a major element of the Act 182 in 2009 authorized regions and facilities to transition into various legal entities including non-profit, for-profit, municipal facility, or public benefit corporation. Going forward into FY2010 and beyond, new opportunities in Act 182 reform are anticipated for the Hawaii Health Systems Corporation to improve operations, efficiencies, and to help reduce its dependence on state subsidy. Support for HHSC reform was also provided by the legislature with a budget earmark. State budget Act 162, 2009 Part III, section 31, provided \$500,000 of the current (FY10) HHSC budget for a comprehensive review and evaluation of HHSC and mandated a report of findings and recommendations to the 2010 Legislature.

The report, A Comprehensive Independent Review and Evaluation of HHSC, conducted by Stroudwater Associates, has been submitted to the 2010 legislature. The report recommends that HHSC transition to a non-for-profit corporation as the best option for reorganizing the system into the most efficient structure possible. The HHSC corporation board agrees in principal with this recommendation that would provide HHSC with a new sustainability plan to diminish the burden of general fund subsidy for vital health care services of HHSC, but supports a need for more specifics beyond the study's recommendations to be further reviewed with qualified transition expertise and to develop successful short and long-term plans for transition.

Opportunities for transition planning and resources are currently under consideration by the Legislature, HHSC governance and leadership, and key community and advocacy stakeholders.

- During Fiscal Year 2009, signs of a progressively slowing economy were evident and HHSC was faced with an impending budget shortfall. The FY09 budget provided \$53,622,961 in general funds and \$3,332,000 in CIP funds.

The budget shortfall was exacerbated by a 4 percent budget restriction by the Administration which reduced HHSC's FY09 general fund appropriation by \$2,144,198. Faced with insufficient funding to continue to provide the same level of services that without Legislative approval it would be required to provide, the corporation and regional system boards took swift coordinated action with strategic and contingency plans to stem the financial shortfall and potential negative impacts on the provision of quality health care service in the communities served. Strategic financial contingency plans were implemented by the entire organization in FY09 to ensure patient safety in all services that the facilities were able to continue to provide and still meet financial thresholds. Large and small actions (ranging from reductions in workforce to adjusting payments to vendors, adopting energy saving behaviors, and limiting travel) were immediately implemented to accomplish the job of continuing to provide the same levels of patient services throughout the system. Still facing a \$34.6 million budget shortfall to complete

the fiscal year a \$14 million emergency appropriation was passed by the Legislature. FY09 Budget special funds (HHSC revenue) was \$403,460,000.

As a public hospital system, HHSC depends heavily upon input and support from our local communities. Over this past year, HHSC facilities have benefited from outstanding and dedicated service of community-based Hospital Auxiliaries that included donations of time and money to our facilities, statewide. HHSC management has also worked with respective hospital foundations to obtain donations and grants to both enhance services provided and to offset the cost of operating our system in predominantly rural areas. In this regard, HHSC has promoted the development of foundations at our hospitals and incorporated the Hawaii Health Systems Foundation (HHSF) as a wholly owned subsidiary 501(c) (3). Twelve years ago, there were three foundations supporting HHSC facilities of which only two were active. Today there are nine separate foundations and multiple hospital auxiliaries supporting one or more HHSC hospitals.

HHSC annually has a detailed independent financial audit conducted for the entire system. Additionally, HHSC has a myriad of internal reporting/performance measures that are utilized by the board of directors and management to insure compliance, quality, and financial efficiency in all system work. We have continued to focus on improving our financial management and accounting systems throughout the years. Although in FY 1997 the Corporation received a qualified audit with many material weaknesses, we have now received our twelfth consecutive "clean" unqualified consolidated audit with no material weaknesses for every fiscal year from FY 1998 through FY2009.


The following information is provided in this report pursuant to HRS Section 323F-22: (a) Annual financial audit – Consolidated Financial Statements for Year Ended June 30, 2009, Supplemental Information and Independent Auditors' Report; (b) Projected revenues for each facility for FY10 and List of proposed capital improvement projects during FY10; and (c) Hawaii Health Systems Corporation, Regional system board reports.

In order to provide full perspective on challenges and outcomes in FY 2009, attached are copies of the HHSC Budget Briefing Presentation to the House Finance and Senate Ways & Means Committees on January 14, 2010; and the HHSC Information Overview for FY2003-2009.

Respectfully submitted,



Alice M. Hall, Esq.
Interim President and Chief Executive Officer



Edward N. Chu
Interim Chief Financial Officer

Report to the Legislature

**Annual Financial Audit – Consolidated Financial Statements for Year Ended
June 30, 2009, Supplemental Information and Independent Auditors' Report
Pursuant to HRS Section 323F-22(a)**

Hawaii Health Systems Corporation

Consolidated Financial Statements as of and for the
Year Ended June 30, 2009, Supplemental
Information for the Year Ended June 30, 2009,
and Independent Auditors' Reports

HAWAII HEALTH SYSTEMS CORPORATION

TABLE OF CONTENTS

	Page
SECTION I	
INTRODUCTION	1
SECTION II	
INDEPENDENT AUDITORS' REPORT	2-3
MANAGEMENT'S DISCUSSION AND ANALYSIS	4-12
CONSOLIDATED FINANCIAL STATEMENTS FOR THE YEAR ENDED JUNE 30, 2009:	
Consolidated Statement of Net Assets	14-15
Consolidated Statement of Revenues, Expenses, and Changes in Net Assets	16
Consolidated Statement of Cash Flows	17-18
Notes to Consolidated Financial Statements	19-35
SUPPLEMENTAL INFORMATION FOR THE YEAR ENDED JUNE 30, 2009:	
Supplemental Schedule of Reconciliation of Cash on Deposit With the State of Hawaii	37-38
Supplemental Combining and Consolidating Statement of Net Assets Information	39
Supplemental Combining and Consolidating Statement of Revenues, Expenses, and Changes in Net Assets Information	40
SECTION III	
INDEPENDENT AUDITORS' REPORT ON INTERNAL CONTROL OVER FINANCIAL REPORTING AND ON COMPLIANCE AND OTHER MATTERS BASED ON AN AUDIT OF FINANCIAL STATEMENTS PERFORMED IN ACCORDANCE WITH <i>GOVERNMENT AUDITING STANDARDS</i>	
	41-49

HAWAII HEALTH SYSTEMS CORPORATION

INTRODUCTION

Purpose of the Report

The purpose of this report is to present the consolidated financial statements of Hawaii Health Systems Corporation (HHSC) as of and for the year ended June 30, 2009, and the independent auditors' reports thereon.

Scope of the Audit

The financial audit was required to be performed in accordance with auditing standards generally accepted in the United States of America and *Government Auditing Standards*, issued by the Comptroller General of the United States. Those standards require that the auditors plan and perform the audit to obtain reasonable assurance about whether the financial statements are free of material misstatement. An audit includes consideration of internal control over financial reporting as a basis for designing audit procedures that are appropriate in the circumstances, but not for the purpose of expressing an opinion on the effectiveness of HHSC's internal control over financial reporting. Accordingly, we do not express an opinion on the effectiveness of HHSC's internal control over financial reporting. An audit also includes examining, on a test basis, evidence supporting the amounts and disclosures in the consolidated financial statements, assessing the accounting principles used and significant estimates made by management, as well as evaluating the overall consolidated financial statement presentation.

Organization of the Report

This report on the consolidated financial statements is divided into three sections:

- The first section presents this introduction.
- The second section presents the consolidated financial statements of HHSC as of and for the year ended June 30, 2009, and the independent auditors' report thereon. This section also presents management's discussion and analysis and supplemental financial information.
- The third section presents the independent auditors' report in accordance with *Government Auditing Standards* on HHSC's internal control and compliance with laws and regulations.



Deloitte & Touche LLP
1132 Bishop Street
Suite 1200
Honolulu, HI 96813-2870
USA

Tel: +1 808 543 0700
Fax: +1 808 526 0225
www.deloitte.com

INDEPENDENT AUDITORS' REPORT

To the Board of Directors of
Hawaii Health Systems Corporation:

We have audited the accompanying consolidated statement of net assets of Hawaii Health Systems Corporation (HHSC), a component unit of the State of Hawaii, as of June 30, 2009, and the related consolidated statements of revenues, expenses, and changes in net assets and of cash flows for the year then ended. These consolidated financial statements are the responsibility of HHSC's management. Our responsibility is to express an opinion on these consolidated financial statements based on our audit.

We conducted our audit in accordance with auditing standards generally accepted in the United States of America and the standards applicable to financial audits contained in *Government Auditing Standards*, issued by the Comptroller General of the United States. Those standards require that we plan and perform the audit to obtain reasonable assurance about whether the financial statements are free of material misstatement. An audit includes consideration of internal control over financial reporting as a basis for designing audit procedures that are appropriate in the circumstances, but not for the purpose of expressing an opinion on the effectiveness of HHSC's internal control over financial reporting. Accordingly, we express no such opinion. An audit also includes examining, on a test basis, evidence supporting the amounts and disclosures in the financial statements, assessing the accounting principles used and significant estimates made by management, as well as evaluating the overall financial statement presentation. We believe that our audit provides a reasonable basis for our opinion.

In our opinion, such consolidated financial statements present fairly, in all material respects, the financial position of HHSC at June 30, 2009, and the results of its operations and changes in net assets and its cash flows for the year then ended in conformity with accounting principles generally accepted in the United States of America.

As discussed in Note 1, in fiscal year 1997, the administration of the facilities that comprise HHSC was transferred from the State Department of Health — Division of Community Hospitals (State) to HHSC. As of June 30, 2009, negotiations between the State and HHSC relating to the transfer of assets and liabilities (including amounts due to the State) still had not been finalized. Accordingly, the assets, liabilities, and net assets reflected in the accompanying consolidated statement of net assets at June 30, 2009, may be significantly different from those eventually included in the final settlement.

In accordance with *Government Auditing Standards*, we have also issued our report dated April 9, 2010, on our consideration of HHSC's internal control over financial reporting and our tests of its compliance with certain provisions of laws, regulations, contracts, grant agreements, and other matters. The purpose of that report is to describe the scope of our testing of internal controls over financial reporting and compliance and the results of that testing, and not to provide an opinion on the internal control over financial reporting or on compliance. That report is an integral part of an audit performed in accordance with *Government Auditing Standards* and should be considered in assessing the results of our audit.

The management's discussion and analysis information on pages 4 through 12 is not a required part of the basic financial statements but is supplementary information required by the Governmental Accounting Standards Board. We have applied certain limited procedures, which consisted principally of inquiries of management regarding the methods of measurement and presentation of the required supplementary information. However, we did not audit the information and express no opinion on it.

Our audit was conducted for the purpose of forming an opinion on the basic consolidated financial statements taken as a whole. The supplemental schedule on pages 36 and 37 is presented for the purpose of additional analysis and is not a required part of the basic financial statements. The supplemental combining and consolidating information on pages 38 through 39 is presented for the purpose of additional analysis of the basic financial statements rather than to present the financial position and results of operations of individual facilities, and is not a required part of the basic consolidated financial statements. This supplemental schedule and the supplemental combining and consolidating information are the responsibility of HHSC's management. Such information has been subjected to the auditing procedures applied in our audit of the basic consolidated financial statements and, in our opinion, is fairly stated in all material respects when considered in relation to the basic consolidated financial statements taken as a whole.

Deloitte + Touche LLP

April 9, 2010

HAWAII HEALTH SYSTEMS CORPORATION

MANAGEMENT'S DISCUSSION AND ANALYSIS AS OF AND FOR THE YEAR ENDED JUNE 30, 2009

Overview of the Financial Statements

This discussion and analysis are intended to serve as an introduction to Hawaii Health Systems Corporation's (HHSC) basic financial statements. In accordance with Statement No. 34 of the Government Accounting Standards Board (GASB), *Basic Financial Statements — and Management's Discussion and Analysis — for State and Local Governments*, a government entity's basic financial statements comprise of three components: 1) government-wide financial statements, 2) fund financial statements, and 3) notes to the financial statements.

Government-wide financial statements are designed to provide readers with a broad overview of a government entity's finances, in a manner similar to a private-sector business. The statement of net assets presents information on all of a government entity's assets and liabilities, with the difference between the two reported as net assets. The statement of revenues, expenses, and changes in net assets presents information showing how the government entity's net assets changed during the most recent fiscal year. The statement of net assets and the statement of revenues, expenses, and changes in net assets are prepared using the economic resources measurement focus and the accrual basis of accounting.

Fund financial statements are used to ensure and demonstrate compliance with finance-related legal requirements. A fund is a grouping of related accounts that is used to maintain control over resources that have been segregated for specific activities or objectives. All funds of a government entity can be divided into three categories: governmental funds, proprietary funds, and fiduciary funds. HHSC's funds are categorized as proprietary funds. Proprietary fund reporting focuses on the determination of operating income, changes in net assets, financial position, and cash flows. Proprietary fund financial statements are similar to that of the government-wide financial statements in that they are also prepared using the economic resources measurement focus and the accrual basis of accounting.

Under the provisions of GASB No. 34, HHSC is considered to be a Special-Purpose government entity. As a Special-Purpose government entity engaged only in business-type activities, the only financial statements required to be presented are those for proprietary funds. Accordingly, HHSC's basic financial statements consist of a statement of net assets, a statement of revenues, expenses, and changes in net assets, a statement of cash flows, and notes to the consolidated financial statements.

Financial Analysis

Consolidated Statements of Net Assets

Summarized financial information of HHSC's consolidated statement of net assets as of June 30, 2009, is as follows:

ASSETS

Current assets	\$ 145,404,076
Capital assets — net	276,695,726
Assets limited to use	1,781,827
Other assets	<u>2,450,097</u>
Total assets	<u>\$ 426,331,726</u>

LIABILITIES

Current liabilities	\$ 113,407,307
Capital lease obligations — less current portion	29,379,507
Long-term debt — less current portion	39,576,344
Accrued vacation — less current portion	22,108,017
Accrued workers' compensation — less current portion	14,645,000
Other postemployment benefit liability	65,782,538
Due to the State of Hawaii	44,122,507
Patient's safekeeping deposits and deferred income	434,779
Other liabilities	<u>4,472,428</u>
Total liabilities	<u>333,928,427</u>

NET ASSETS

Invested in capital assets — net of related debt	206,007,708
Restricted — primarily for capital acquisitions	847,048
Unrestricted	<u>(114,451,457)</u>
Total net assets	<u>92,403,299</u>
Total liabilities and net assets	<u>\$ 426,331,726</u>

At June 30, 2009, HHSC's capital assets, net of accumulated depreciation, comprised approximately 65% of its total assets. These assets consist mainly of land, hospital buildings, and equipment that are used in HHSC's operations. The decrease of approximately \$7.4 million is due to property additions of \$25.6 million, offset by depreciation expense of \$22 million and retirements of \$11 million. The primary reason for the decrease is due to the write-off of \$10.6 million in abandoned projects, primarily at KVMH and MMMC.

A summary of HHSC's capital assets as of June 30, 2009, is as follows:

Land and land improvements	\$ 7,596,052
Buildings and improvements	332,942,982
Equipment	163,578,788
Construction in progress	<u>12,674,584</u>
	516,792,406
Less accumulated depreciation and amortization	<u>(240,096,680)</u>
Capital assets — net	<u>\$ 276,695,726</u>

At June 30, 2009, HHSC's current assets approximated 34% of total assets. Current assets increased \$1.6 million from the fiscal year 2008 balance due to an increase in patient accounts receivable offset by a decrease in estimated third party payor settlement receivable. The increase in patient accounts receivable of \$17.5 million is primarily due to increases in patient accounts receivable balances at Hilo Medical Center (\$3.6 million), Maui Memorial Medical Center (\$7 million), Kula Hospital (\$2 million), and Hale Ho'ola Hamakua (\$1.4 million). The increase in patient accounts receivable at Hilo Medical Center is due to delays in medical records coding causing accounts receivable discharged but not final billed to increase, as well as a steady increase in gross patient accounts receivable greater than 90 days past due and greater than \$10,000 of \$2.2 million. As a result, gross days in accounts receivable for Hilo Medical Center rose from 83.8 days at June 30, 2008 to 92.1 days at June 30, 2009. The increase in patient accounts receivable at Maui Memorial Medical Center is due to revenue cycle process deficiencies that caused gross patient accounts receivable greater than 90 days past due and greater than \$10,000 to increase by \$12.9 million. As a result, gross days in accounts receivable for Maui Memorial Medical Center rose from 86.7 days at June 30, 2008 to 104.9 days at June 30, 2009. The increases in patient accounts receivable at Kula Hospital and Hale Ho'ola Hamakua are due to delays in receiving payments from the QUEST Expanded Access Plans administered by Evercare and Ohana health plans. Since the QUEST Expanded Access plan was formed in February 2009, HHSC's facilities have encountered several operational issues that have resulted in inconsistent or delayed payments from both Ohana and Evercare. The decrease in estimated third-party payor settlements receivable was primarily due to receipts of fiscal year 2008 cost report settlements in February and March 2009, while the estimates of settlement for the fiscal year 2009 cost reports were much smaller as adjustments were made to HHSC's interim payment rates based on the results of the fiscal year 2008 cost reports as filed.

At June 30, 2009, HHSC's current liabilities approximated 34% of total liabilities. The primary reason for the decrease from fiscal year 2008 is due to the current portion of long-term debt, classification of accrued workers' compensation, offset by an increase in the Due to State of Hawaii. On February 2, 2010, MMMC received a firm commitment to defer the loan payment terms to fiscal 2011 and remove the financial covenants, subject to the State agreeing to defer its \$10 million advance. On March 30, 2010, the State agreed to defer repayment of the advance over four years after fiscal 2011. In June 2009, KVMH received a \$3 million advance from the State of Hawaii to pay off its bridge loan with Academic Capital. This advance was repaid in July 2009 out of KVMH's general fund appropriations for fiscal year 2010.

At June 30, 2009, HHSC's total capital lease obligation balance decreased approximately \$1.6 million from fiscal year 2008 due to scheduled payments, offset by \$7.5 million in new leases.

At June 30, 2009, HHSC's long-term debt balances represented: 1) notes and term loans payable on the land, building, and medical equipment previously owned by Hilo Residency Training Program with a remaining balance of approximately \$9.7 million, 2) a mortgage note payable relating to the acquisition of nursing cottages on the MMMC campus with a remaining balance of approximately \$685,000, 3) a line of credit to

operate the Veterans Home with a remaining balance of approximately \$1.6 million, 4) a taxable revolving line of credit facility of \$11 million for working capital purposes, 5) a mortgage note payable relating to the acquisition of Roselani Place with a remaining balance of approximately \$16.3 million, 6) a term loan with a remaining balance of approximately \$63,000, and 7) a loan payable by the Veterans Home with a remaining balance of approximately \$1.2 million.

At June 30, 2009, the portion of HHSC's net assets that is reflected as its investment in capital assets, net of related debt, of approximately \$206 million, and restricted net assets of \$.8 million are larger than the total net assets of approximately \$92.4 million. This means that HHSC's net operations since inception have resulted in losses of approximately \$114.5 million.

Consolidated Statement of Revenues, Expenses, and Changes in Net Assets

Summarized financial information of HHSC's consolidated statements of revenues, expenses, and changes in net assets for the year ended June 30, 2009, is as follows:

Operating expenses:	
Salaries and benefits	\$ 372,229,444
Purchased services and professional fees	55,858,767
Medical supplies and drugs	58,280,089
Other Supplies	14,619,102
Depreciation and amortization	22,000,124
Insurance	5,470,601
Repairs and Maintenance	9,963,517
Utilities	12,561,963
Rent and Lease	7,009,387
Other	<u>7,317,313</u>
Total operating expenses	565,310,307
Operating revenues	<u>420,118,416</u>
Loss from operations	<u>(145,191,891)</u>
Nonoperating revenues:	
General appropriations from State of Hawaii	66,918,042
Collective bargaining pay raise appropriation from State of Hawaii	25,122,302
Restricted contributions	1,487,334
Interest and dividend income	559,316
Interest Expense (net of capitalized interest)	(5,857,475)
Loss on disposal of fixed assets	(10,626,171)
Other nonoperating revenues (expenses) — net	<u>1,052,353</u>
Total nonoperating revenues	<u>78,655,701</u>
Loss before capital grants and contributions	(66,536,190)
Capital grants and contributions	<u>4,709,297</u>
Decrease in net assets	<u>\$ (61,826,893)</u>

For the year ended June 30, 2009, HHSC's operating expenses exceeded its operating revenues by \$145.1 million. The appropriations from the State of Hawaii for collective bargaining pay raises of \$25.1 million, general fund appropriations from the State of Hawaii of \$66.9 million, restricted contributions of \$1.5 million, other non-operating revenues-net of \$1.1 million, and the capital grants and contributions from the State of Hawaii and the federal government of \$5.8 million resulted in a decrease in net assets of \$60.8 million.

Operating expenses in fiscal year 2009 were approximately 8% higher than fiscal year 2008. The increase was mainly in the category of salaries and benefits expense. Salaries and benefits expense increased 11.2% from fiscal year 2008, due primarily to the following factors: 1) collective bargaining pay raises of 2.5% to 5% for HHSC's union employees totaling approximately \$13.9 million, along with the associated fringe benefit expense increase associated with those raises totaling approximately \$4.6 million, 2) increase in adjustment relating to HHSC's share of the State of Hawaii's retiree health insurance liability of \$35 million, 3) additional salaries and benefits expense as a result of Kauai Region converting its physicians from contractors to employees in October 2008, totaling approximately \$5.4 million.

Fiscal year 2009 operating revenues increased by approximately 6.9% over fiscal year 2008 primarily as a result of the revenue increase associated with a full year of operations for certain HHSC facilities, a one-time adjustment for the provision for doubtful accounts recorded in fiscal year 2008, and negotiated rate increases from third-party payors. The Yukio Okutsu Veterans Care Home-Hilo, Kahuku Medical Center, and Alii Health Center began operations in fiscal year 2008, and the first full year of operations was in fiscal year 2009. The Yukio Okutsu Veterans Care Home-Hilo began operations in November 2007, and the increase in operating revenues from fiscal year 2008 to fiscal year 2009 was approximately \$5.5 million. Along with the first full year of operations in fiscal year 2009, the facility received its Medicare and Medicaid certification in March 2008, which limited the ability of the facility to accept Medicare and Medicaid patients prior to that date and which allowed the facility to receive Medicare and Medicaid reimbursements from March 2008 going forward. The facility also received its certification from the U.S. Department of Veterans Affairs in May 2009, which enabled the facility to receive additional per-diem reimbursement for each qualified resident's daily per-diem charges, retroactive to February 2009. These certifications allowed the facility to significantly increase its operating revenues from fiscal year 2008 to fiscal year 2009. Kahuku Medical Center began operations on March 14, 2008, and the increase in operating revenues from fiscal year 2008 to fiscal year 2009 was approximately \$4.5 million. Alii Health Center began operations on October 22, 2007, and the increase in operating revenues from fiscal year 2008 to fiscal year 2009 was approximately \$2.4 million, and much of the additional revenue was driven by the addition of specialty physicians which grew the patient base of the patient clinics. In fiscal year 2008, Hilo Medical Center and Maui Memorial Medical Center recorded significant adjustments to the provision for doubtful accounts as a result of the worsening aging of their patient accounts receivable. Hilo Medical Center recorded an increase in provision for doubtful accounts of \$1.5 million, while Maui Memorial Medical Center recorded an increase in provision for doubtful accounts of \$6.2 million. HHSC made adjustments to its contractual allowance and bad debt allowance template methodology in fiscal year 2009 to refine its computation to be more in line with the audit findings in fiscal year 2008. Finally, HHSC was able to negotiate reimbursement rate increases for its acute and ASC lines of business with its commercial third-party payors, which offset an overall 3.5% decrease in average daily census at its facilities.

Fiscal year 2009 non-operating revenues (expenses) – net decreased \$4.7 million from fiscal year 2008, due primarily to the write-off of \$7.2 million in design and architectural fees for an abandoned construction project. In February 2009, the Kauai Regional Board directed Kauai Region management to cease work on the design and construction of a new hospital building and renovation of the existing hospital and medical office buildings located at Kauai Veterans Memorial Hospital, based on the results of an independent third-party feasibility study, and, accordingly, the accumulated design and construction fees were written-off as a non-operating expense.

For the years ended June 30, 2009 and 2008, General Fund Appropriations from the State of Hawaii consisted of \$66.9 million and \$68.7 million, respectively, approved for HHSC's operating purposes by the 2007 Legislature.

HHSC's management believes that the significant excess of operating expenses over operating revenues in both 2009 and 2008, as well as the cumulative net losses, is due to several factors. First, HHSC's payor mix is made up of predominantly government-type payors. For fiscal year 2009, 62% of HHSC's total gross revenues were from government-type payors (approximately 24% from Medicare and approximately 28% from Medicaid and QUEST). In fact, government-type payors account for 90% of HHSC's long-term care revenues. Reimbursements from government-type payors has not kept up with the increasing costs of health care providers since the Balanced Budget Act of 1997 was passed, which dramatically reduced the level of reimbursements from government-type payors. According to the November 2009 "Hawaii's Healthcare System-What Lies Ahead?" report presented by the Healthcare Association of Hawaii ("HAH"), Medicare and Medicaid/QUEST pays only 75% and 77% of cost, respectively, for all Hawaii hospitals, the lowest as compared to all other third-party payors. This impact is compounded that for all Hawaii hospitals, private insurance and other payors pays only 106% of cost, the lowest percentage out of all hospitals in the United States of America. The report also notes that Hawaii had the lowest Medicare spending per enrollee in 2006, and Hawaii also had the lowest growth in Medicare spending per enrollee from 1992 to 2006.

Further, management believes that there are two Medicaid reimbursement issues that have had a significant negative impact on the financial performance of HHSC: the implementation of Act 294 and the lack of Medicaid Disproportionate Share Hospital (DSH) provider reimbursements in the State of Hawaii. Act 294 was passed by the State Legislature in 1998, and required that no later than June 30, 2003, there be no distinction in reimbursement rates between hospital-based and non-hospital-based long-term care facilities under the Medicaid program. Prior to the passage of Act 294, hospital-based long-term care facilities received a higher reimbursement than freestanding long-term care facilities under the Medicaid program, primarily due to the recognition that hospital-based long-term care facilities are subject to the compliance with "Emergency Medical Treatment and Labor Act" (EMTALA) requirements, which requires hospitals to accept all patients who come through an emergency room, regardless of the patient's ability to pay. Freestanding long-term care facilities are not subject to EMTALA requirements. Compliance with EMTALA requirements imposes additional costs on hospital-based long-term care facilities, primarily in staffing requirements and in bad debt expense. Six HHSC facilities would be negatively impacted by the implementation of Act 294, while one facility (Maluhia) would be positively impacted. Understanding the dramatic impact that implementation of Act 294 would have on HHSC, DHS authorized a phased implementation of Act 294 over six years. However, management estimated that even with the phased implementation, the cost to HHSC was approximately \$43 million over the six-year phase-in period. Upon the implementation of Act 294, management estimates that the cost to HHSC is approximately \$13 million per year. Management believes that such large annual costs has served to increase the amount of general fund appropriations that HHSC will be seeking from the State of Hawaii each year, as the amount of cost reductions/revenue enhancements that can be reasonably explored will not be enough to absorb such costs. In September 2003, the Center for Medicare and Medicaid Services approved Hawaii's Medicaid State Plan Amendment to provide relief payments to those nursing facilities negatively impacted by Act 294.

When the State of Hawaii implemented the QUEST program in 1994, the federal funds provided to the State of Hawaii for Medicaid DSH payments to hospitals were used to partially fund the QUEST program in order to expand health insurance coverage to more residents of the State. DSH payments are additional reimbursements that attempt to reflect additional costs incurred by providers who serve a significantly disproportionate number of low-income patients and/or significant number of Medicaid patients. HHSC's patient mix is such that it would have qualified for Medicaid DSH payments had the State of Hawaii not eliminated such payments. Such additional reimbursements would have reduced the amount of State subsidies needed to finance the operations of HHSC. Management estimates that if the State of Hawaii had maintained

Medicaid DSH payments, the amount of federal funds received by the State of Hawaii for the Medicaid program would be significantly more than what is currently being provided. To illustrate the importance of Medicaid DSH payments to public hospital systems, the National Association of Public Hospitals' report on "America's Public Hospitals and Health Systems, 2007" states that "Medicaid DSH funding financed more than a quarter of the unreimbursed care provided in 2007, while state and local payments financed 33 percent." The State Department of Human Services (DHS), in partnership with HHSC management, the Governor, the State of Hawaii Legislature, and the HAH, was able to use HHSC's fiscal years 2009 and 2008 projected losses from providing uncompensated care under the Medicaid fee-for-service program to draw down additional federal funding for all Hawaii hospitals. DHS has paid to HHSC \$6.9 million for both fiscal years 2009 and 2008. Because of this innovative approach to drawing down additional federal funds, HHSC was able to reduce its request for State general fund appropriations by those amounts in fiscal years 2009 and 2008. Management will continue to work with DHS, the State of Hawaii Legislature, and HAH to explore long-term reimbursement enhancements that could reduce HHSC's reliance on general fund appropriations.

A recent program announced by the Centers for Medicare & Medicaid Services (CMS) is expected to have a significant impact on all health care providers in the near future. CMS has awarded contracts to four Recovery Audit Contractors (RACs) to identify improper payments made on claims of health care services provided to Medicare beneficiaries (either overpayments or underpayments). RACs will be paid on a contingency fee basis on both the overpayments and underpayments they find. The Tax Relief and Health Care Act of 2006 requires a permanent and national RAC program be in place by January 1, 2010. A demonstration RAC program conducted in California, Florida, New York, Massachusetts, South Carolina, and Arizona resulted in over \$900 million in overpayments being returned to the Medicare Trust Fund between 2005 and 2008. It is anticipated that RACs will be investigating Hawaii health care providers sometime after August 1, 2009. Management has developed an estimate of potential RAC takebacks based on management's auditing of specific risk areas that have been the focus of the RAC contractors in the demonstration program. However, there is a risk that the RAC's will focus on other areas of reimbursement than what has been documented in the demonstration program, and there is no provision in management's estimate for the potential takeback for such possible exposure areas. One of the versions of the Healthcare Overhaul bill being proposed in the U.S. Congress also proposes to expand the RAC program to Medicaid.

Second, HHSC's facilities on the neighbor islands suffer from an insufficient supply of long-term care beds. For fiscal year 2009, HHSC's long-term care occupancy percentage was 95%, and there are very few other freestanding long-term care facilities on the neighbor islands. As a result, HHSC's acute care facilities, especially HMC and MMMC, have numerous patients initially admitted as acute patients, but who continue to occupy acute-care beds while awaiting long-term care beds to become available. Such patients are called "wait-list" patients. HHSC receives little to no reimbursement from insurers for such patients, as insurers will not reimburse providers for patients whose required level of care does not coincide with the type of bed the patient is occupying. Medicare does not pay any additional money to hospitals for the additional days spent by the patient in the hospital for while the patient waits for a long-term care placement. Medicaid pays approximately 20-30% of the cost of those additional waitlisted days to Hawaii hospitals. The 2009 Healthcare Association of Hawaii Waitlist Task Force report shows that the net loss per day for waitlisted patients ranges from \$724 to \$1,087 per day. Combined, HMC and MMMC have an average census of approximately 41 wait list patients per day. Management expects the wait-list problem to worsen as Hawaii's population continues to age and the State of Hawaii lags behind on a credible plan to address the long-term care crisis.

Third, HHSC's salaries and benefits expenses represent approximately 66% of its total operating expenses, and management continues to face several challenging issues regarding management of personnel and personnel costs. HHSC is bound by the collective bargaining agreements negotiated by the State of Hawaii and the public employee unions (HGEA and UPW). The collective bargaining agreements not only bind HHSC to the negotiated pay raises, but also to the union work regulations and benefit packages. Management

believes that such arrangements do not allow HHSC to manage its resources as effectively as other healthcare systems.

Also, since the majority of HHSC's facilities are in rural locations, management faces many recruitment and retention issues of key clinical personnel. Areas of acute shortage include RNs and LPNs, anesthetists, imaging technicians, physicians, surgery technicians, pharmacists and pharmacy technicians, and health information management specialists. These shortage areas are caused by several factors: 1) a nation-wide shortage of health care workers, 2) the inability of local colleges and universities to provide sufficient classes and teachers that can educate students in these areas, and 3) competition for these same types of positions with private hospitals, which can pay significantly higher wage rates than HHSC. In particular, the shortage of RNs and LPNs results in HHSC having to expend significant amounts for agency nurses, which are paid at significantly higher rates. Agency nurse expenses for fiscal year 2009 were \$5,972,034. Another issue compounding HHSC's nursing situation is the fact that all of HHSC's nurses are full-time salaried employees, while the nurses at the other private hospitals are hourly employees. This allows the private hospitals to increase or decrease their nurse staffing based on census; by contrast, HHSC facilities cannot decrease their nurse staffing if census is lower than budgeted.

The shortage of physicians on the neighbor islands has been of particular concern to management. In past years, HHSC's facilities had very little contractual or employment relationships with physicians. The medical staff of HHSC's facilities consisted of those physicians with their own practices who had admitting privileges at the facilities. Within the past several years, many of the physicians who had practices on the neighbor islands have left their communities because of a confluence of factors including low physician reimbursements from third-party payors, high malpractice insurance costs, Hawaii's high cost of living, and the lack of tort reform that would limit the amounts that parties could sue medical care providers. As a result, residents of the neighbor islands were at times not able to receive specialty physician services in the event of an emergency, and had to be transported to Oahu to receive the necessary care. As an example, according to Hawaii Health Information Corporation data for fiscal year 2008, 56% of East Hawaii residents and 63% of West Hawaii residents were discharged for orthopedic surgeries from Oahu hospitals. In keeping with HHSC's mission of providing and enhancing accessible, comprehensive healthcare services that are quality-driven, customer-focused, and cost-effective, management began to contract or employ physicians to ensure that neighbor island residents would be able to receive quality healthcare in a timely manner in the community in which they reside. HHSC's costs of contracting with or employing physicians increased from \$7.8 million in fiscal year 2006 to \$13 million in fiscal year 2009. These costs not only include the salary or contract payments to the physicians, but also the cost of establishing the clinics and physician offices for those physicians. Management believes that without significant medical tort reform and an increase in physician reimbursement rates, there will be continuing pressure put on HHSC's facilities to recruit and employ the physician specialists that are needed to ensure that neighbor island residents receive the quality healthcare that they deserve.

Related to the physician shortage issue is the issue of on-call coverage. In the past, physicians provided on-call coverage for hospital emergency rooms as part of their duties as a medical staff member. However, due to the financial pressures listed in the paragraph above, physicians have started to demand payment for providing on-call coverage for hospital emergency rooms in order to make up for the financial shortfalls they experience from their private practices. Management has attempted to mitigate the need to pay physicians for on-call coverage by contracting with or employing hospitalists. Hospitalists are doctors whose primary professional focus is the practice of hospital medicine. They help manage patients throughout the continuum of hospital care, often seeing patients in the emergency room, and admitting them to inpatient wards. However, the lack of specialty physician availability on the neighbor islands described above has caused HHSC to pay certain of its physicians to provide on-call coverage for the emergency room. HHSC's cost for hospitalist/on-call coverage was \$8.9 million in fiscal year 2008 and \$10.8 million in fiscal year 2009.

Fourth, HHSC inherited aging facilities upon the formation of the Corporation in 1996. These aging facilities require substantial improvements and maintenance before they can be brought up to par with other health care facilities in the State of Hawaii. While the State of Hawaii has provided annual funding for capital improvement projects, that funding has been primarily used to correct life-safety code concerns. Funding for medical equipment, application systems, and routine repair and maintenance must be funded from HHSC's operational cash flow. Given HHSC's payor mix and cost burdens, HHSC's operational cash flows are inadequate to fully fund the capital acquisitions that are necessary to keep up with the advances in health care technology that allow hospitals to improve the quality of care for their patients. As a result, HHSC's average age of plant in fiscal year 2009 was 12.4 years, whereas the median average age of plant for all U.S. non-profit hospitals and health systems is 9.9 years. Management has identified over \$900 million in capital improvement projects that need to be funded in the next ten years in order to have HHSC's facilities continue to deliver quality care to its patients.

Fifth, in the 2007 Legislative Session, two acts were passed that will have a significant effect on how HHSC operates as a healthcare system in the future. Act 113, H.B. 843, which became effective May 31, 2007, amends Hawaii Revised Statutes 323F to allow for the assimilation of Kahuku Hospital into HHSC in a manner and to an extent that may be negotiated between Kahuku Hospital and HHSC. Kahuku Hospital is a 25-bed critical access hospital that provides acute, long-term care, and emergency room services to the North Shore residents on the island of Oahu. On March 14, 2008, the asset purchase was completed and the facility is now operates as Kahuku Medical Center. Management believes that the assimilation of Kahuku Hospital and its subsequent operation as Kahuku Medical Center is in line with HHSC's safety-net mission to provide important healthcare services in Hawaii's rural communities.

Act 290, S.B. 1792, which became effective July 1, 2007, requires the establishment of a 7 to 15-member regional system board of directors for each of the five regions of the HHSC system, and restructured the HHSC board of directors from a 13-member board to a 15-member board. Further details on the establishment of the regional boards and the impact on the HHSC board of directors can be found in Note 1 to the consolidated financial statements. Management believes that this Act significantly changed the structure and operations of HHSC, and that the new governance model has enhanced the ability of HHSC's five regions to respond to the healthcare needs of their communities.

In 2009, the Legislature passed Act 182, S.B. 1673, effective July 1, 2009, which allowed the individual facilities or regions of HHSC to transition into a new legal entity in any form recognized under the laws of the State of Hawaii, including but not limited to a non-profit corporation, a for-profit corporation, a municipal facility, a public benefit corporation, or a combination of the above. The Act also amended the requirement for maintenance of services to outline a process that must be followed in order for a facility to substantially reduce or eliminate a direct patient care service. Further, the Act reconstituted the HHSC board of directors to a twelve-member board of directors which includes the five regional chief executive officers, one representative each appointed by the East Hawaii, West Hawaii, Kauai, and Oahu regional boards, two members appointed by the Maui regional board, and the Director of the Department of Health as an ex-officio non-voting member.

Finally, HHSC is a significant provider of health care for the State of Hawaii. For fiscal year 2008, HHSC's facilities accounted for 19.20% of all acute care discharges in the State of Hawaii. HHSC's facilities discharged more acute care patients during that time period than most of the acute care hospitals on Oahu. Also, HHSC is the sole source of hospital services for several isolated neighbor island communities (e.g. Ka'u, Kohala, Lanai, etc.). Further, MMMC is the primary acute care facility on the island of Maui, and HMC and Kona Community Hospital are the only acute care facilities with more than 50 acute beds on the island of Hawaii. In large part because of HHSC's facilities in Maui, 80.87% of Maui County residents received their care in Maui instead of having to fly to Oahu to receive care. The same can be said for residents of the county of Hawaii, as 67.48% of all residents in the county of Hawaii received medical services from HHSC's five

facilities on the island of Hawaii. Also, HHSC's long-term care facilities provide the primary source of long-term care services for elderly people who cannot afford private care or nursing homes and do not have family that can care for them. Given all of the above, management believes that HHSC has a vital role in ensuring that the people of the State of Hawaii have access to quality health care.

HAWAII HEALTH SYSTEMS CORPORATION

CONSOLIDATED STATEMENT OF NET ASSETS AS OF JUNE 30, 2009

ASSETS

CURRENT ASSETS:

Cash and cash equivalents:

On deposit with the State of Hawaii \$ 13,688,436

On deposit with banks and on hand 18,484,516

Patient accounts receivable — less allowances of \$163,298,604
for contractual adjustments and doubtful accounts 74,960,004

Due from Medicaid for Act 294 1,177,325

Supplies and other current assets 14,674,069

Due from the State of Hawaii 21,697,996

Estimated third-party payor settlements 721,730

Total current assets 145,404,076

CAPITAL ASSETS — Net 276,695,726

ASSETS LIMITED AS TO USE 1,781,827

OTHER ASSETS 2,450,097

TOTAL \$ 426,331,726

(Continued)

HAWAII HEALTH SYSTEMS CORPORATION

CONSOLIDATED STATEMENT OF NET ASSETS AS OF JUNE 30, 2009

LIABILITIES AND NET ASSETS

CURRENT LIABILITIES:

Accounts payable and accrued expenses	\$ 80,580,341
Current portion of accrued vacation	15,279,758
Current portion of capital lease obligations	8,971,077
Current portion due to the State of Hawaii	3,000,000
Current portion of workers' compensation	1,500,000
Current portion of long-term debt	905,146
Other current liabilities	<u>3,170,985</u>

Total current liabilities 113,407,307

CAPITAL LEASE OBLIGATIONS — Less current portion 29,379,507

LONG-TERM DEBT — Less current portion 39,576,344

ACCRUED VACATION — Less current portion 22,108,017

ACCRUED WORKERS' COMPENSATION — Less
current portion 14,645,000

OTHER POSTEMPLOYMENT BENEFIT LIABILITY 65,782,538

DUE TO THE STATE OF HAWAII — Less current portion 44,122,507

PATIENTS' SAFEKEEPING DEPOSITS AND DEFERRED
INCOME — Restricted contributions 434,779

OTHER LIABILITIES 4,472,428

Total liabilities 333,928,427

COMMITMENTS AND CONTINGENCIES

NET ASSETS:

Invested in capital assets — net of related debt	206,007,708
Restrictions — primarily for capital acquisitions	847,048
Unrestricted	<u>(114,451,457)</u>

Total net assets 92,403,299

TOTAL \$ 426,331,726

See notes to consolidated financial statements.

(Concluded)

HAWAII HEALTH SYSTEMS CORPORATION

CONSOLIDATED STATEMENT OF REVENUES, EXPENSES, AND CHANGES IN NET ASSETS FOR THE YEAR ENDED JUNE 30, 2009

OPERATING REVENUES:

Net patient service revenues (net of contractual adjustments and provision for doubtful accounts of \$476,626,004)	\$ 412,550,881
Other operating revenues	<u>7,567,535</u>
Total operating revenues	<u>420,118,416</u>

OPERATING EXPENSES:

Salaries and benefits	372,229,444
Medical supplies and drugs	58,280,089
Purchased services	47,666,430
Depreciation and amortization	22,000,124
Other supplies	14,619,102
Utilities	12,561,963
Repairs and maintenance	9,963,517
Professional fees	8,192,337
Rent and lease	7,009,387
Insurance	5,470,601
Other	<u>7,317,313</u>
Total operating expenses	<u>565,310,307</u>

LOSS FROM OPERATIONS (145,191,891)

NONOPERATING REVENUES (EXPENSES):

General appropriations from the State of Hawaii	66,918,042
Collective bargaining pay raise appropriation from the State of Hawaii	25,122,302
Noncapital restricted contributions	1,487,334
Interest and dividend income	559,316
Interest expense (net of capitalized interest)	(5,857,475)
Loss on disposal of fixed assets	(10,626,171)
Other nonoperating revenues — net	<u>1,052,353</u>
Total nonoperating revenues (expenses) — net	<u>78,655,701</u>

LOSS BEFORE CAPITAL GRANTS AND CONTRIBUTIONS (66,536,190)

CAPITAL GRANTS AND CONTRIBUTIONS 4,709,297

DECREASE IN NET ASSETS (61,826,893)

NET ASSETS — Beginning of year 154,230,192

NET ASSETS — End of year \$ 92,403,299

See notes to consolidated financial statements.

HAWAII HEALTH SYSTEMS CORPORATION

CONSOLIDATED STATEMENT OF CASH FLOWS FOR THE YEAR ENDED JUNE 30, 2009

OPERATING ACTIVITIES:

Receipts from government, insurance, and patients	\$ 405,949,126
Payments to employees	(333,368,297)
Payments to suppliers and others	(162,989,813)
Other receipts — net	<u>7,567,535</u>

Net cash used in operating activities (82,841,449)

NONCAPITAL FINANCING ACTIVITIES:

Appropriations from the State of Hawaii	92,040,344
Advances from the State of Hawaii	13,000,000
Interest on lines of credit	(1,318,214)
Other nonoperating revenues — net	1,912,429
Payments on lines of credit	<u>(37,709)</u>

Net cash provided by noncapital financing activities 105,596,850

CAPITAL AND RELATED FINANCING ACTIVITIES:

Repayments on capital lease obligations	(9,261,556)
Capital expenditures	(8,796,140)
Payments on long-term debt	(7,287,312)
Interest on capital lease obligations and long-term debt	(4,539,261)
Additions to long-term debt	3,374,230
Proceeds from sale of assets	31,862
Proceeds from federal grants	<u>836,045</u>

Net cash used in capital and related financing activities (25,642,132)

INVESTING ACTIVITIES:

Redemption of amounts held in escrow	1,000,000
Purchase of investment	(338,064)
Interest income	<u>559,316</u>

Net cash provided by investing activities 1,221,252

NET DECREASE IN CASH AND CASH EQUIVALENTS (1,665,479)

CASH AND CASH EQUIVALENTS — Beginning of year 33,838,431

CASH AND CASH EQUIVALENTS — End of year \$ 32,172,952

HAWAII HEALTH SYSTEMS CORPORATION

CONSOLIDATED STATEMENT OF CASH FLOWS FOR THE YEAR ENDED JUNE 30, 2009

RECONCILIATION OF LOSS FROM OPERATIONS TO NET CASH USED IN OPERATING ACTIVITIES:

Loss from operations	\$(145,191,891)
Adjustments to reconcile loss from operations to net cash used in operating activities:	
Provision for doubtful accounts	27,980,497
Depreciation and amortization	22,000,124
Changes in operating assets and liabilities:	
Patient accounts receivable and amounts due from Medicaid for Act 294	(42,852,507)
Supplies and other assets	(558,998)
Accounts payable, accrued expenses, and other liabilities	10,759,660
Accrued workers' compensation	(2,154,000)
Postretirement benefits	35,532,846
Estimated third-party payor settlements	8,270,255
Accrued vacation	<u>3,372,565</u>

NET CASH USED IN OPERATING ACTIVITIES \$ (82,841,449)

SUPPLEMENTAL CASH FLOW INFORMATION — Interest paid — primarily on capital lease obligations

\$ 5,857,475

NONCASH FINANCING AND INVESTING ACTIVITIES:

Assets acquired under capital leases and debt	7,640,742
Capital assets contributed by the State of Hawaii and others	8,367,969
Capital asset purchases included in accounts payable	4,076,447
Rental income contributed to and equity in earnings of the Clinical Laboratories of Hawaii partnership	924,477
Reduction of payable to Clinical Laboratories of Hawaii partnership due to sale of investment	8,484,290
Loss on disposal of capital assets	10,626,171
Change in allotment	4,178,771
Change in purchase price allocation	846,134

See notes to consolidated financial statements

HAWAII HEALTH SYSTEMS CORPORATION

NOTES TO CONSOLIDATED FINANCIAL STATEMENTS AS OF AND FOR THE YEAR ENDED JUNE 30, 2009

1. ORGANIZATION

Structure — Hawaii Health Systems Corporation (HHSC) is a public body corporate and politic and an instrumentality and agency of the State of Hawaii (State). HHSC is managed by a chief executive officer under the control of a 12-member board of directors.

In June 1996, the Legislature of the State passed Act 262, S.B. 2522. The Act, which became effective in fiscal year 1997, transferred all facilities under the administration of the Department of Health — Division of Community Hospitals to HHSC. HHSC currently operates the following facilities:

East Hawaii Region:

Hilo Medical Center
Hale Ho'ola Hamakua
Ka'u Hospital
Yukio Okutsu Veterans Care Home

Maui Region:

Maui Memorial Medical Center
Kula Hospital
Lanai Community Hospital

West Hawaii Region:

Kona Community Hospital
Kohala Hospital

Oahu Region:

Leahi Hospital
Maluhia
Kahuku Medical Center

Kauai Region:

Kauai Veterans Memorial Hospital
Samuel Mahelona Memorial Hospital

Act 262 also amended a previous act to exempt all facilities from the obligation to pay previously allocated central service and departmental administration expenses by the State.

HHSC is considered to be administratively attached to the Department of Health of the State and is a component unit of the State. The accompanying consolidated financial statements relate only to HHSC and the facilities, and are not intended to present the financial position, results of operations, or cash flows of the Department of Health.

Negotiations between HHSC and the State relating to the transfer of assets and assumption of liabilities pursuant to Act 262 had not been finalized as of June 30, 2009. Accordingly, the assets, liabilities, and net assets of HHSC reflected in the accompanying consolidated statement of net assets may be significantly different from those eventually included in the final settlement.

The consolidated financial statements are being presented for HHSC, Hawaii Health Systems Foundation (HHSF), and Alii Community Care, Inc. (Alii). HHSF and Alii are nonprofit organizations of which HHSC is the sole member. The purpose of HHSF is to raise funds and to obtain gifts and grants on behalf of HHSC. The purpose of Alii is to own, manage, and operate assisted living and other health care facilities in the State.

In June 2007, the State Legislature passed Act 290, S.B. 1792. This Act, which became effective July 1, 2007, required the establishment of a seven to 15-member regional system board of directors for each of the five regions of the HHSC system. Each regional board was given custodial control and responsibility for management of the facilities and other assets in their respective regions. This Act also restructured the 13-member HHSC board of directors to 15 members, comprised of 10 members appointed by the governor from nominees submitted by legislative leadership, two at-large members at the governor's discretion, two physician members selected by the HHSC board, and the State Director of Health.

Act 290 also exempted the regions from the requirements of the State procurement code and other exemptions from State agency laws, such as tax clearance certificate requirements, the concession law, and the sunshine law.

In 2009, the Legislature passed Act 182, S.B. 1673, effective July 1, 2009, which allowed the individual facilities or regions of HHSC to transition into a new legal entity in any form recognized under the laws of the State of Hawaii, including but not limited to a non-profit corporation, a for-profit corporation, a municipal facility, a public benefit corporation, or a combination of the above. The Act also amended the requirement for maintenance of services to outline a process that must be followed in order for a facility to substantially reduce or eliminate a direct patient care service. Further, the Act reconstituted the HHSC board of directors to a twelve-member board of directors which includes the five regional chief executive officers, one representative each appointed by the East Hawaii, West Hawaii, Kauai, and Oahu regional boards, two members appointed by the Maui regional board, and the Director of the Department of Health as an ex-officio non-voting member.

Kahuku Medical Center — In June 2007, the State Legislature passed Act 113, H.B. 843. This Act amended Hawaii Revised Statutes 323F to allow for the assimilation of Kahuku Hospital into HHSC in a manner and to an extent that was to be negotiated between Kahuku Hospital and HHSC. The Act also specified that none of the liabilities of Kahuku Hospital were to become the liabilities of HHSC, that HHSC could adjust the levels of services provided by Kahuku Hospital, and that the employees of Kahuku Hospital were not to be considered employees of the State. This Act appropriated \$3,900,000, which was disbursed through the Department of Health of the State, to pay for the cost of acquiring the assets of Kahuku Hospital and to operate the facility. On March 14, 2008, the asset purchase was completed for a purchase price of approximately \$2,652,000 in cash, including transaction costs of \$197,000 in cash, and the facility is now operating as Kahuku Medical Center. The purchase price was allocated to assets based on their respective estimated fair values at the acquisition date, with the excess purchase price allocated to goodwill. Kahuku Medical Center is not material to HHSC's consolidated results of operations, financial position or cash flows.

Liquidity — During the year ended June 30, 2009, HHSC incurred losses from operations of approximately \$145.2 million and had negative cash flows from operations of \$82.8 million, which was offset by appropriations and advances from the State of Hawaii of \$92 million and \$13 million, respectively. HHSC expects continued operating losses for fiscal years 2010 and 2011 that will need to be funded by State of Hawaii appropriations for general operations as well as reimbursements from the Department of Human Services through the Medicaid program. In addition, in fiscal 2010, the State of Hawaii negotiated a temporary reduction in certain union wages of 5%.

Further, at June 30, 2009, one of their facilities was unable to comply with certain of its financial covenants on a bank loan. However on February 2, 2010, the facility obtained a firm commitment from the lender to remove the financial covenants, and to fix repayments of the loan through fiscal 2011, subject to the State deferring repayment of its \$10 million advance. On March 30, 2010, the State agreed to defer payment of its advance to after fiscal 2011.

Therefore, continued liquidity and ability of HHSC to pay obligations as they come due in the foreseeable future are dependent upon continued appropriations from the State of Hawaii.

2. SUMMARY OF SIGNIFICANT ACCOUNTING POLICIES

Basis of Accounting — HHSC prepares its consolidated financial statements using the economic resources measurement focus and the accrual basis of accounting.

HHSC's consolidated financial statements are presented in accordance with the pronouncements of the Governmental Accounting Standards Board (GASB) and the American Institute of Certified Public Accountants' Audit and Accounting Guide, *Health Care Organizations*. Pursuant to GASB Statement No. 20, *Accounting and Financial Reporting for Proprietary Funds and Other Governmental Entities That Use Proprietary Fund Accounting*, HHSC has elected not to apply the provisions of relevant pronouncements of the Financial Accounting Standards Board issued after November 30, 1989.

Use of Estimates — The preparation of consolidated financial statements in conformity with accounting principles generally accepted in the United States of America (GAAP) requires management to make estimates and assumptions that affect the reported amounts of assets and liabilities and disclosure of contingent assets and liabilities at the date of the consolidated financial statements and the reported amounts of revenues and expenses during the reporting period. Actual results could differ from those estimates.

Cash and Cash Equivalents — Cash and cash equivalents include short-term investments with original maturities of three months or less. It also includes amounts held in the State Treasury. The State Director of Finance is responsible for the safekeeping of all monies paid into the State Treasury ("cash pool"). HHSC's portion of this cash pool at June 30, 2009, is indicated in the accompanying consolidated statements of net assets as "Cash and cash equivalents on deposit with the State of Hawaii." The Hawaii Revised Statutes authorize the Director of Finance to invest in obligations of, or guaranteed by, the U.S. Government, obligations of the State, federally insured savings and checking accounts, time certificates of deposit, and repurchase agreements with federally insured financial institutions. Cash and deposits with financial institutions are collateralized in accordance with State statutes. All securities pledged as collateral are held either by the State Treasury or by the State's fiscal agents in the name of the State.

HHSC has cash in financial institutions that is in excess of available depository insurance coverage. The amount of uninsured and uncollateralized deposits totaled \$22,943,743 at June 30, 2009. Accordingly, these deposits were exposed to custodial credit risk. Custodial credit risk is the risk that in the event of a financial institution failure, HHSC's deposits may not be returned to it.

Supplies — Supplies consist principally of medical and other supplies and are recorded at the lower of first-in, first-out cost or market.

Capital Assets — Capital assets assumed from the State at inception are recorded at cost less accumulated depreciation. Other capital assets are recorded at cost or estimated fair market value at the date of donation. Donated buildings, equipment, and land are recognized as revenue when all eligibility requirements have been met, generally at the date of donation. Equipment under capital leases are recorded at the present value of future payments. Buildings, equipment, and improvements are depreciated using the straight-line method with these asset lives:

Buildings and improvements	5-40 years
Equipment	3-20 years

Gains or losses on the sale of capital assets are reflected in other nonoperating revenues. Normal repairs and maintenance expenses are charged to operations as incurred.

Certain of HHSC's capital improvement projects are managed by the State Department of Accounting and General Services. The related costs for these projects are transferred to HHSC's capital assets accounts and are reflected as revenue below the nonoperating revenues category in the consolidated statement of revenues, expenses, and changes in net assets.

Assets Limited as to Use — Assets limited as to use are restricted net assets, patients' safekeeping deposits, and restricted deferred contributions. Such restrictions have been externally imposed by contributors. Restricted resources are applied before unrestricted resources when an expense is incurred for purposes for which both restricted and unrestricted net assets are available. Patients' safekeeping deposits represent funds received or property belonging to the patients that are held by HHSC in a fiduciary capacity as custodian. Receipts and disbursements of these funds are not reflected in HHSC's operations.

At June 30, 2009, assets limited as to use consisted of restricted cash of \$1,781,827.

Accrued Vacation and Compensatory Pay — HHSC accrues all vacation and compensatory pay at current salary rates, including additional amounts for certain salary-related expenses associated with the payment of compensated absences (such as employer payroll taxes and fringe benefits), in accordance with GASB Statement No. 16, *Accounting for Compensated Absences*. Vacation is earned at a rate of one and three-quarters working days for each month of service. Vacation days may be accumulated to a maximum of 90 days.

Postemployment Benefits — HHSC records an expense for postemployment benefits expense, such as retiree medical and dental costs, over the years of service on an accrual basis based on an allocation from the State of Hawaii primarily based on payroll. At June 30, 2009, the outstanding liability was \$65,782,538.

Operating Revenues and Expenses — HHSC has defined its operating revenues and expenses as those relating to the provision of health care services. Those revenues and expenses relating to capital and related financing activities, noncapital financing activities, and investing activities are excluded from that definition.

Net Patient Service Revenues — Net patient service revenues are recorded on an accrual basis in the period in which the related services are provided at established rates, less contractual adjustments, and provision for doubtful accounts. HHSC, as a safety net provider, provides charity care to certain patients; the specific cost of such care for the year ended June 30, 2009, was \$4.2 million.

HHSC has agreements with third-party payors that provide for payments at amounts different from their established rates. Payment arrangements include prospectively determined rates per discharge, reimbursed costs, discounted charges, and per diem payments. Net patient service revenues are reported at the estimated net realizable amounts from patients, third-party payors, and others for services rendered, including estimated retroactive adjustments under reimbursement agreements with third-party payors. Retroactive adjustments are recorded on an estimated basis in the period the related services are rendered and adjusted in future periods as final settlements are determined. The adjustments to the final settlements did not have a significant impact on the fiscal year 2009 consolidated financial statements.

The estimated third-party payor settlement receivable of \$721,730 as of June 30, 2009, is based on estimates, because complete information is not currently available to determine the final settlement amounts for certain cost report years. Management has used its best effort, judgment, and certain methodologies to estimate the anticipated final outcome.

A summary of the payment arrangements with major third-party payors is as follows:

- *Medicare* — Inpatient acute services rendered to Medicare program beneficiaries are paid at prospectively determined rates per discharge referred to as the inpatient prospective payment system (IPPS). Under the IPPS, each case is categorized into a diagnosis-related group (DRG). Each DRG has a payment weight assigned to it, based on the average resources used to treat Medicare patients in that DRG.
- Outpatient services rendered to Medicare beneficiaries are paid under a prospective payment system called Ambulatory Payment Classifications (APC). Services in each APC are similar clinically and in terms of the resources they require. A payment rate is established for each APC and, depending on the services provided, hospitals may be paid for more than one APC for an encounter.
- Skilled nursing services provided to Medicare beneficiaries are paid on a per diem prospective payment system covering all costs (routine, ancillary, and capital) related to the services furnished. The per diem payments for each admission are case-mix adjusted using a resident classification system (Resource Utilization Groups) based on data from resident assessments and relative weights developed from staff time data.
- All Medicare-certified hospitals and Skilled Nursing Facilities are required to file annual Medicare cost reports, which are due to the Medicare fiscal intermediaries five months after the fiscal year end. Medicare cost reports for the majority of the HHSC facilities have been audited by the Medicare fiscal intermediary through fiscal year 2007.
- *Medicaid* — Inpatient acute services rendered to Medicaid program beneficiaries are reimbursed under a prospectively determined rate per day and per discharge with a cost settlement for capital costs. Medicaid long-term care services are reimbursed based on a price-based case mix reimbursement system. The case mix reimbursement system uses the Resource Utilization Groups classification system calculated from the Minimum Data Set assessment. The case mix reimbursement payment method takes into account a patient's clinical condition and the resources needed to provide care for the patient. Medicaid outpatient services are reimbursed based on a fee schedule using current procedure terminology (CPT) codes established for the State.
- *Critical Access Hospitals* — HHSC has eight facilities (Hale Ho'ola Hamakua, Kauai Veterans Memorial Hospital, Kahuku Medical Center, Ka'u Hospital, Kohala Hospital, Kula Hospital, Lanai Community Hospital, and Samuel Mahelona Memorial Hospital) that are designated as critical access hospitals (CAH) by the Center for Medicare and Medicaid Services (CMS). CAHs are limited-service hospitals located in rural areas that receive cost-based reimbursement. To be designated a CAH, a facility must, among other requirements, 1) be located in a county or equivalent unit of a local government in a rural area, 2) be located more than a 35-mile drive from a hospital or another health care facility, or 3) be certified by the State as being a necessary provider of health care services to residents in the area. These facilities are paid an interim reimbursement rate throughout the year based on each facility's expected costs per inpatient day or the allowable outpatient cost-to-charge. After the close of each fiscal year, the facility would receive retrospective settlements for the difference between interim payments received and the total allowable cost as documented in the Medicare cost reports.
- *Sole Community Hospitals* — HHSC has three facilities (Hilo Medical Center, Kona Community Hospital, and Maui Memorial Medical Center) that are designated as sole community hospitals by the CMS. Inpatient case rates for services rendered to Medicare beneficiaries are finally determined upon the filing of the annual Medicare cost reports.

- *Hawaii Medical Service Association (HMSA)* — Inpatient services rendered to HMSA subscribers are reimbursed at prospectively determined case rates. The prospectively determined case rates are not subject to retroactive adjustment. In addition, outpatient surgical procedures and emergency room visits are reimbursed at a negotiated case rate. All other outpatient services are reimbursed based on a fee schedule using standard CPT codes.
- *Other Commercial* — HHSC has also entered into payment agreements with certain commercial insurance carriers, health maintenance organizations, and preferred provider organizations. The basis for payment under these agreements includes prospectively determined rates per discharge, discounts from established rates, and prospectively determined daily rates.

State Appropriations — HHSC recognizes general and capital appropriations at the time allotments are made available to the Facility for expenditure.

Effective July 1, 2008, HHSC – Corporate permanently allocated general appropriations to each facility. General appropriations are reflected as nonoperating revenues and capital appropriations are included in capital grants and contributions after the nonoperating revenue (expenses) subtotal in the statement of revenues, expenses and changes in net assets. If restrictions are placed on such appropriations, the restrictions are given separate and discrete accounting recognition.

Contributed Services — Volunteers have made contributions of their time in furtherance of HHSC's mission. The value of such contributed services is not reflected in the accompanying consolidated financial statements since it is not susceptible to objective measurement or valuation.

Bond Interest — HHSC reports as nonoperating expense the interest paid by the State for general obligation bonds whose proceeds were used for hospital construction. A corresponding contribution from the State is also reported as nonoperating revenues, resulting in no significant effect in the financial statements. The bonds are obligations of the State, to be paid by the State's general fund, and are not reported as liabilities of HHSC. For the year ended June 30, 2009, the amount of bond interest allocated to HHSC was approximately \$5,801,000.

Risk Management — HHSC is exposed to various risks of loss from torts; theft of, damage to, and destruction of assets; business interruption; errors and omissions; employee injuries and illnesses; natural disasters; and employee health, dental, and accident benefits. Commercial insurance coverage is purchased for claims arising from such matters. Settled claims have not exceeded this commercial coverage in any of the three preceding years. The facilities are self-insured for workers' compensation and disability claims and judgments as discussed in Note 13.

Concentration of Credit Risk — Patient accounts receivable consists of amounts due from insurance companies and patients for services rendered by facilities. The facilities grant credit without collateral to their patients, most of whom are local residents and are insured under third-party payor arrangements. The mix of receivables from patients and third-party payors as of June 30, 2009, was as follows:

Medicare	21 %
Medicaid	23
HMSA	16
Other third-party payors	23
Patients and other	17
	<u>100 %</u>

Newly Adopted Accounting Pronouncements — GASB Statement No. 49, *Accounting and Financial Reporting for Pollution Remediation Obligations*. This statement addresses how state and local governments should account for pollution (including contamination) remediation obligations, which are obligations to address the current or potential detrimental effects of existing pollution by participating in pollution remediation activities such as site assessments and cleanups. The statement became effective on July 1, 2008, and the adoption did not have a material effect on HHSC's consolidated financial statements.

GASB Statement No. 52, *Land and Other Real Estate Held as Investments by Endowments* — This statement establishes standards for the reporting of land and other real estate held as investments by essentially similar entities. It requires endowments to report their land and other real estate investments at fair value. Governments also are required to report the changes in fair value as investment income and to disclose the methods and significant assumptions employed to determine fair value. The statement became effective on July 1, 2008, and the adoption did not have a material effect on HHSC's consolidated financial statements

GASB Statement No. 55, *The Hierarchy of Generally Accepted Accounting Principles for State and Local Governments* — This statement incorporates the hierarchy of GAAP for state and local governments into GASB authoritative literature. The GAAP hierarchy consists of the sources of accounting principles used in the preparation of financial statements of state and local governmental entities that are presented in conformity with GAAP and the framework for selecting those principles. The statement became effective upon its issuance in March 2009, and did not have a material effect on HHSC's consolidated financial statements.

GASB Statement No. 56, *Codification of Accounting and Financial Reporting Guidance Contained in the AICPA Statements on Auditing Standards* — This statement incorporates into the GASB authoritative literature certain accounting and financial reporting guidance presented in the American Institute of Certified Public Accountants' Statements on Auditing Standards. The three issues not included in the authoritative literature that establishes accounting principles are related party transactions, going concern considerations, and subsequent events. The GASB believes that presentation of principles used in the preparation of financial statements is more appropriately included in accounting and financial reporting standards rather than in the auditing literature. This statement became effective upon its issuance in March 2009, and did not have a material effect on HHSC's consolidated financial statements.

New Accounting Pronouncements — The following accounting pronouncements will become effective after June 30, 2009:

GASB Statement No. 51, *Accounting and Financial Reporting for Intangible Assets* — This statement establishes accounting and financial reporting requirements for intangible assets. The statement requires that all intangible assets not specifically excluded by the statement be classified as capital assets. The statement will become effective for periods beginning after June 15, 2009. Management is studying the effects that the statement may have on HHSC's consolidated financial statements.

GASB Statement No. 53, *Accounting and Financial Reporting for Derivative Instruments* — This statement addresses the recognition, measurement, and disclosure of information regarding derivative instruments entered into by state and local governments. Derivative instruments are complex financial arrangements used by governments to manage specific risks or to make investments. The statement will require governments to measure derivative instruments at fair value in their economic resources

measurement focus financial statements. The statement will become effective for financial statements for periods beginning after June 15, 2009. Management is studying the effects that this statement will have on HHSC's consolidated financial statements.

GASB Statement No. 54, *Fund Balance Reporting and Governmental Fund Type Definitions* — This statement establishes fund balance classifications that comprise a hierarchy based primarily on the extent to which a government is bound to observe constraints imposed upon the use of the resources in governmental funds. The statement provides for classification of fund balances as nonspendable, restricted, committed, assigned, and unassigned, based on the relative strength of the constraints that control how specific amounts can be spent. This statement will become effective for financial statements for periods beginning after June 15, 2010. Management is studying the effects that this statement will have on HHSC's consolidated financial statements.

3. BOARD-DESIGNATED FUNDS

HHSC's Board of Directors had designated cash reserves as of June 30, 2009, as follows:

For capital equipment acquisitions and/or equity investments	
for growth initiatives	\$ 5,000
For settlement and extinguishment of residual workers' compensation claims	<u>500</u>
Total	<u>\$ 5,500</u>

During the year ended June 30, 2009, HHSC's Board of Directors did not release any of the designated cash reserves for use in operations. The designated funds are included in cash on deposit with banks.

4. CAPITAL ASSETS

Transactions in the capital assets accounts for the year ended June 30, 2009, were as follows:

	Beginning of Year	Additions	Retirements	Transfers	End of Year
Assets not subject to depreciation:					
Land and land improvements	\$ 7,139,880	\$ -	\$ -	\$ 456,172	\$ 7,596,052
Construction in progress	28,445,947	20,085,461	(11,273,455)	(24,583,369)	12,674,584
Assets subject to depreciation:					
Buildings and improvements	320,063,549	96,691	(23,028)	12,805,770	332,942,982
Equipment	149,573,318	5,422,652	(2,738,609)	11,321,427	163,578,788
	<u>505,222,694</u>	<u>25,604,804</u>	<u>(14,035,092)</u>	<u>-</u>	<u>516,792,406</u>
Less accumulated depreciation and amortization	<u>(221,079,780)</u>	<u>(22,000,124)</u>	<u>2,983,224</u>	<u>-</u>	<u>(240,096,680)</u>
Capital assets — net	<u>\$ 284,142,914</u>	<u>\$ 3,604,680</u>	<u>\$ (11,051,868)</u>	<u>\$ -</u>	<u>\$ 276,695,726</u>

In 2009, the State Department of Accounting and General Services and others transferred capital assets aggregating \$6.9 million and \$1.5 million, respectively to HHSC as a contribution of capital. During 2009, HHSC wrote-off \$10.6 million in fixed assets relating to abandoned projects at KVMH, MMMC and Corporate. Management determined in 2009 that \$6.0 million reported as buildings and improvements in the June 30, 2008 consolidated financial statements should have been reported as equipment. The beginning of the year amounts in this table have been updated for this correction.

5. STATE OF HAWAII ADVANCES AND RECEIVABLES

In fiscal year 2003, HHSC received a \$14,000,000 advance from the State to relieve its cash flow shortfall. At June 30, 2009, HHSC did not have the ability and thus does not intend to repay the advance. Furthermore, management does not expect the State to demand payment of the advance in fiscal year 2010. Accordingly, the advance is classified as a noncurrent liability at June 30, 2009. The amount due to the State of \$47,122,507 at June 30, 2009, consists of the \$14 million previously described, plus \$20,122,507 of cash advances to the Department of Health — Division of Community Hospitals, which was assumed by HHSC at the date of its formation, and \$13 million in advances from the State of which \$3 million is due in 2010. On March 30, 2010, the State agreed to defer payment of a \$10 million advance over four years beginning in fiscal 2012. At June 30, 2009, \$21.7 million was due from the State for allotments made to HHSC before June 30, 2009.

6. ESTIMATED THIRD-PARTY PAYOR SETTLEMENTS

The estimated amounts due (to) from government reimbursement programs at June 30, 2009, consisted of the following:

Cost reports:	
Medicare	\$ (2,231,385)
Medicaid	2,272,609
HMSA 65 C Plus	<u>680,506</u>
Total	<u>\$ 721,730</u>

7. LONG-TERM LIABILITIES

Among HHSC's long-term liabilities include accrued vacation and capital lease obligations. Transactions for these accounts during the year ended June 30, 2009, was as follows:

	Beginning of Year	Additions	Reductions	End of Year	Current Portion	Noncurrent Portion
Accrued vacation	\$ 34,015,210	\$ 19,971,797	\$ (16,599,232)	\$ 37,387,775	\$ 15,279,758	\$ 22,108,017
Capital lease obligations	\$ 39,971,398	7,640,742	(9,261,556)	38,350,584	8,971,077	29,379,507

Future capital lease payments as of June 30, 2009, were as follows:

Years Ending June 30	
2010	\$ 11,211,283
2011	10,112,379
2012	7,783,451
2013	4,898,246
2014	3,722,891
2015–2019	6,536,607
2020–2024	1,601,689
2025–2029	<u>822,103</u>
Total future minimum payments	46,688,649
Less amount representing interest	<u>(8,338,065)</u>
Total capital lease obligations	38,350,584
Current portion	<u>8,971,077</u>
Noncurrent portion	<u>\$ 29,379,507</u>

HHSC entered into capital leases on behalf of the facilities. The capital lease obligation is recorded in HHSC Corporate's (Corporate) accounting records. While the assets are being constructed, the amounts are recorded as construction in progress in the accounting records of either Corporate or the facilities. Corporate makes the capital lease payments and incurs the interest expense, while the facilities record depreciation on the capital asset. Corporate also computes capitalized interest on construction in progress and transfers the capitalized interest asset to the facilities. The facilities reimburse Corporate through the due from affiliates account. For the year ended June 30, 2009, interest capitalized was not material.

8. LONG-TERM DEBT

Roselani Place — In September 2007, Alii exercised its option to purchase its 113-unit assisted living and Alzheimer facility and personal property from the developer/landlord for \$16 million. In connection with the purchase, Alii also assumed the land lease on which the facility is situated, and a parking license covering real property adjacent to the facility.

In connection with the purchase agreement, Alii also reached an agreement with the developer/landlord concerning an arbitration award that was rendered in favor of the developer/landlord in January 2006 for \$1.9 million. The arbitration decision was on appeal to the Intermediate Court of Appeals of the State of Hawaii. Alii and the developer/landlord agreed to settle the \$1.9 million judgment for \$500,000. This settlement payment is in addition to the \$16 million purchase price. At June 30, 2009, the balance payable was \$16,285,976.

MMM Working Capital Financing — In April 2008, MMM obtained an \$11,000,000 taxable revolving line of credit loan facility from JP Morgan Chase Bank, N.A. for working capital purposes. The loan requires quarterly interest payments at London InterBank Offered Rate (LIBOR) plus 175 basis points, with any unpaid principal amounts due in April 2011. The loan is collateralized by a first priority

security interest and lien on all assets of MMMC, including, without limitation, all revenues and all real property and improvements. The loan contains several covenants, including a liquidity covenant of a minimum of 30 days of cash on hand, debt to capitalization ratio, and debt coverage ratio. At June 30, 2009, MMMC was in violation of the liquidity covenant requiring a minimum of 30 days cash on hand and the debt to capitalization ratio, making the loan payable upon demand from JP Morgan Chase Bank. On February 2, 2010, MMMC received a firm commitment from the bank to remove the financial covenants, and to restructure repayment of the loan in fiscal 2011, subject to the State agreeing to defer payment of the State's \$10 million advance. On March 30, 2010, the State agreed to defer the payment of its advance over four years beginning in fiscal 2012.

Hilo Residency Training Program — In June 2001, HHSC acquired land, building, and medical equipment of \$11,893,162 from Hilo Residency Training Program, Inc. (H RTP) to ensure the uninterrupted operation of the Hilo Medical Center Cancer Treatment Center and its radiation and medical oncology services. As part of the acquisition, HHSC assumed H RTP's outstanding balances on the loans and notes payable of \$11,893,162 from Central Pacific Bank and the United States Department of Agriculture (USDA). The assets and related liabilities have been recorded in the facility's accounting records. The loans and notes payable are collateralized by a security interest in the capital assets acquired from H RTP, as well as any rights, interest, and other tangible assets relating to such property. In October 2007, the loans and notes payable to Central Pacific Bank and the USDA were refinanced into a single note payable to Academic Capital. At June 30, 2009, the balance payable was \$9,714,379.

Yukio Okutsu Veterans Home — In May 2008, the Veterans' Home entered into a line of credit for \$1.8 million, which calls for monthly interest-only payments at a variable rate and matures in December 2010. At June 30, 2009, the balance payable was \$1,554,688.

KVMH Port Allen Clinic — In April 2008, HHSC Corporate entered into a promissory note with a bank to finance the leasehold improvements for KVMH's Port Allen clinic. The note requires monthly principal and interest payments of \$16,207 through maturity of November 23, 2017. The note is secured by a security interest in the leasehold improvements of the clinic and has a balance outstanding at June 30, 2009 of \$1,178,300.

Maui Memorial Medical Center Nurses' Cottages — During fiscal year 2003, Corporate acquired buildings for \$1,690,000 on behalf of Maui Memorial Medical Center (MMMC) for use in its operations. The loan is payable to a municipal lessor with interest at 6.3%, and monthly principal and interest payments of \$19,028 through November 2012. During fiscal year 2003, Corporate transferred the buildings to MMMC, but retained the loan payable in its accounting records. The loan payable is collateralized by a security interest in the capital assets acquired. At June 30, 2009, the loan payable outstanding was \$684,908.

Kauai Veterans Memorial Hospital Kalaheo Clinic — During fiscal year 2005, Kauai Veterans Memorial Hospital (KVMH) purchased certain assets of a clinic operated by certain physicians for \$360,000. The assets purchased included office equipment, supplies, a trademark/service mark, and noncompete agreements for two physicians. No existing liabilities of the clinic were assumed. Since the purchase price exceeded the estimated fair value of the purchased assets, goodwill of \$243,000 was recorded, and is being amortized over 40 years. The non-compete agreements were valued at \$55,000 and are being amortized over the three-year period of the agreements. The goodwill and non-compete agreements are included in other assets. In connection with the purchase, HHSC paid cash of \$108,000 and signed two promissory notes to the former clinic owners totaling \$252,000.

Term Loan — In August 2006, Corporate entered into a term loan for \$758,000 to pay for the planning and design of a new surgery area and modifications of the existing surgery room at Kauai Veterans Memorial Hospital (KVMH). The original term loan required monthly payments of interest at the London InterBank Offered Rate, plus 3%, and the principal balance was initially due on August 2007, but was extended in August 2007 to August 2009. The new terms require \$31,583 in monthly principal payments, plus interest. At June 30, 2009, the term loan outstanding was \$63,239. The loan was paid in full in August 2009.

Bridge Loan — In April 2008, Corporate entered into a bridge loan for \$10 million to pay for the architectural, design, and engineering costs of a new surgery area and modifications of the existing surgery room at KVMH. The original bridge loan amount required monthly payments of interest from the lease escrow funds, and the principal balance was initially due on November 1, 2008, but was extended in October 2008 to March 2, 2009. The new terms require \$77,083 in monthly payments of interest out of the lease escrow funds. In February 2009, KVMH paid down \$7 million of its \$10 million principal balance and amended the terms of the bridge loan again to require monthly payments of interest only at \$23,125 with the remaining principal balance of \$3 million due and payable on June 1, 2009. In 2009, Corporate transferred \$4,010,199 of the balance to KVMH. In June 2009, KVMH repaid this loan from the proceeds of a \$3,000,000 advance from the State of Hawaii.

Transactions in long-term debt during the year ended June 30, 2009, were as follows:

	Beginning of Year	Additions	Reductions	End of Year
Long-term debt	<u>\$ 44,432,281</u>	<u>\$ 3,374,230</u>	<u>\$ (7,325,021)</u>	<u>\$ 40,481,490</u>

Long-term debt as of June 30, 2009, consisted of the following:

Loan payable to AIG Commercial Equip. Finance, Inc.; \$16,500,000; interest at 5.9%; interest-only payments of \$81,125 through October 19, 2008; due October 19, 2027	\$ 16,285,976
Line of credit payable to JP Morgan Chase Bank; \$11,000,000; interest at 4.44625% (interest at LIBOR, plus 175 basis points); quarterly interest payments; due April 10, 2011	11,000,000
Loan payable to Academic Capital; \$10,000,000; interest at 5.9%; monthly principal and interest payments of \$64,068.99; due September 1, 2032	9,714,379
Line of credit payable to Pacific Rim Bank; variable rate based on lender's base rate; interest only until maturity on December 5, 2010	1,554,688
Loan payable to Pacific Rim Bank, interest at 8.5% due monthly payments of \$16,207 and matures on November 23, 2017	1,178,300
Loan payable to Academic Capital; \$1,690,900; interest at 6.3%; monthly principal and interest payments of \$19,028; due November 4, 2012	684,908
Term loan to AIG Commercial Equip. Finance, Inc.; \$758,000; interest at 8.43% (LIBOR, plus 3%); monthly principal payments of \$31,583; due August 1, 2009	<u>63,239</u>
Total	40,481,490
Less current portion	<u>(905,146)</u>
Noncurrent portion	<u>\$ 39,576,344</u>

Maturities of long-term debt as of June 30, 2009, are as follows:

Years Ending June 30	Principal	Interest	Total
2010	\$ 905,146	\$ 1,647,519	\$ 2,552,665
2011	13,427,120	1,599,505	\$ 15,026,625
2012	938,455	1,542,247	\$ 2,480,702
2013	999,272	1,481,390	\$ 2,480,662
2014	1,063,421	1,417,208	\$ 2,480,629
2015–2019	6,122,038	5,985,778	\$ 12,107,816
2020–2024	7,432,394	3,998,329	\$ 11,430,723
2025–2029	<u>9,593,644</u>	<u>1,145,854</u>	<u>\$ 10,739,498</u>
Total	<u>\$ 40,481,490</u>	<u>\$ 18,817,830</u>	<u>\$ 59,299,320</u>

9. FACILITY-BASED TECHNICAL SERVICE AGREEMENTS

HHSC has facility-based technical service agreements relating to certain ancillary services. These arrangements are generally related to administrative services, clinical personnel, space rental, and clinical services. Reimbursement arrangements vary by contractor and range from fixed amounts per month to 100% reimbursements of charges. Amounts charged by the contractors are included in operating expenses in purchased services and aggregated approximately \$19,044,278 during fiscal year 2009.

In compliance with Medicare and Medicaid regulations, HHSC bills third-party payors for the services provided to patients by the contractors. These billings are included in net patient service revenues.

HHSC charges the contractors for use of the premises, supplies, and laundry. These amounts are included in other nonoperating revenues and aggregated approximately \$1,377,006 during fiscal year 2009. In addition, HHSC charges the contractors for the use of clinical personnel employed in the facilities. These amounts are netted against salaries and benefits expense and totaled approximately \$667,674 during fiscal year 2009.

10. EMPLOYEE BENEFITS

Defined Benefit Pension Plans — All full-time employees of HHSC are eligible to participate in the Employees' Retirement System of the State of Hawaii (ERS), a cost sharing, multiple-employer public employee retirement system covering eligible employees of the State and counties.

The ERS is composed of a contributory retirement plan and a noncontributory retirement plan. Eligible employees who were in service and a member of the existing contributory plan on June 30, 1984, were given an option to remain in the existing plan or join the noncontributory plan, effective January 1, 1985. All new eligible employees hired after June 30, 1984, automatically become members of the noncontributory plan. Both plans provide death and disability benefits and cost of living increases. Benefits are established by State statute. In the contributory plan, employees may elect normal retirement at age 55 with 5 years of credited service or elect early retirement at any age with 25 years of credited service. These employees are entitled to retirement benefits, payable monthly for life, of 2% of their average final salary, as defined, for each year of credited service. Benefits fully vest on reaching five years of service; retirement benefits are actuarially reduced for early retirement. Covered contributory plan employees are required by State statute to contribute 7.8% of their salary to the plan;

HHSC is required by State statute to contribute the remaining amounts necessary to pay contributory plan benefits when due. In the noncontributory plan, employees may elect normal retirement at age 62 with 10 years of credited service or at age 55 with 30 years of credited service, or elect early retirement at age 55 with 20 years of credited service. Such employees are entitled to retirement benefits, payable monthly for life, of 1.25% of their average final salary, as defined, for each year of credited service. Benefits fully vest on reaching ten years of service; retirement benefits are actuarially reduced for early retirement. HHSC is required by State statute to contribute all amounts necessary to pay noncontributory plan benefits when due.

On July 1, 2006, a new hybrid contributory plan became effective pursuant to Act 179, Session Laws of Hawaii of 2004. Participants prior to July 1, 2006, could choose to participate in this hybrid plan or remain in the existing plans. New employees hired from July 1, 2006, are required to join the hybrid plan. Participants will contribute 6% of their salary to this plan. Further, members in the hybrid plan are eligible for retirement at age 62 with five years of credited service or at age 55 and 30 years of credited service. Members will receive a multiplier of 2% for each year of credited service in the hybrid plan. The benefit payment options are similar to the current contributory plan.

HHSC's contribution to the ERS for the years ended June 30, 2009, 2008 and 2007, was approximately \$33.8 million, \$34.7 million and \$26.1 million, respectively, equal to the required contribution.

The ERS issues a publicly available financial report that includes financial statements and required supplementary information. That report may be obtained by writing to the Employees' Retirement System, 201 Merchant Street, Suite 1400, Honolulu, Hawaii 96813-2929 or by calling (808) 586-1660.

Postretirement Health Care and Life Insurance Benefits — In addition to providing pension benefits, the State provides certain health care (medical, prescription drug, vision, and dental) and life insurance benefits to all qualified employees and their dependents. Pursuant to HRS Chapter 87A, on July 1, 2003, the Hawaii Employer-Union Health Benefits Trust Fund was established as the State agency to provide such benefits.

For employees hired before July 1, 1996, the State pays the entire monthly health care premium for employees retiring with 10 or more years of credited service, and 50% of the monthly premium for employees retiring with fewer than 10 years of credited service. A retiree can elect family plan to cover dependents.

For employees hired after June 30, 1996 but before July 1, 2001, and who retire with less than 10 years of service, the State makes no contributions. For those retiring with at least 10 years but fewer than 15 years of service, the State pays 50% of the base monthly contribution. For those retiring with at least 15 years but fewer than 25 years of service, the State pays 75% of the base monthly contribution. For those employees retiring with at least 25 years of service, the State pays 100% of the base monthly contribution. Retirees in this category can elect a family plan to cover dependents.

For employees hired on or after July 1, 2001, and who retire with less than 10 years of service, the State makes no contributions. For those retiring with at least 10 years but fewer than 15 years of service, the State pays 50% of the base monthly contribution. For those retiring with at least 15 years but fewer than 25 years of service, the State pays 75% of the base monthly contribution. For those employees retiring with at least 25 years of service, the State pays 100% of the base monthly contribution. Only single plan coverage is provided for retirees in this category. Retirees can elect family coverage but must pay the difference in plan costs.

Free life insurance coverage for retirees and free dental coverage for dependents under age 19 are also available. Retirees covered by the medical portion of Medicare are eligible to receive reimbursement of the basic medical coverage premium.

HHSC's contributions for postretirement benefits approximated \$21,998,957 for the year ended June 30, 2009.

Sick Leave — Accumulated sick leave as of June 30, 2009, was approximately \$64,170,164. Sick leave accumulates at the rate of 14 hours for each month of service, as defined, without limit. Sick pay can be taken only in the event of illness and is not convertible to pay upon termination of employment. Accordingly, no liability for sick pay is recorded in the accompanying consolidated financial statements.

11. CLINICAL LABORATORIES OF HAWAII PARTNERSHIP

On May 1, 2002, HHSC entered into a Partnership Agreement with Clinical Laboratories of Hawaii, Inc., St. Francis Healthcare Enterprises, Inc., and Kapiolani Service Corporation to form Clinical Laboratories of Hawaii, LLP (Partnership). The primary purpose of the Partnership was to provide clinical laboratory services within the State of Hawaii. On June 1, 2002, HHSC contributed the use of the laboratory space and related ancillary services in seven of its facilities (Hilo Medical Center, Kona Community Hospital, MMMC, Hale Ho'ola Hamakua, Ka'u Hospital, Kohala Hospital, and Kula Hospital) in exchange for a less than controlling interest in the Partnership. Ordinary distributions from the Partnership were to be made at least annually from the Partnership's "Available Cash" (as defined in the Partnership Agreement). There were no partnership distributions during fiscal year 2009.

In September 2008, the partners sold their interest in the partnership to Sonic Healthcare USA. According to the terms of the sale, the majority of the sales proceeds were distributed to each of the partners in the Partnership according to their ownership percentage in the Partnership, with a certain portion being held in escrow to cover unanticipated compliance claims, to be distributed to the partners at certain dates in the future. HHSC's share of the sales proceeds was \$8,484,290, which was used to pay down HHSC's accounts payable to the Partnership as stated in the sale agreement. In addition, the terms of the agreement requires HHSC to continue to provide laboratory space and certain ancillary services until 2011. As a result, \$4 million of the proceeds was deferred and is being amortized on a straight-line basis through 2012 for the obligation to provide this space.

12. TEMPORARILY RESTRICTED NET ASSETS

Changes in temporarily restricted net assets for the year ended June 30, 2009, were as follows:

Balance — beginning of year	\$ 2,116,477
Restricted contributions received	1,627,995
Restricted cash	100,000
Capital assets purchased and expenditures for restricted purposes	<u>(2,997,424)</u>
Balance — end of year	<u>\$ 847,048</u>

13. COMMITMENTS AND CONTINGENCIES

Professional Liability — HHSC maintains professional and general liability insurance with a private insurance carrier with a \$25 million limit per claim and \$29 million in aggregate. HHSC's General Counsel advises that, in the unlikely event any judgments rendered against HHSC exceed HHSC's

professional liability coverage, such amount would likely be paid from an appropriation from the State's general fund. Settled claims have not exceeded the coverage provided by the insurance carrier in any of the past three fiscal years.

Workers' Compensation Liability — HHSC is self-insured for workers' compensation claims. HHSC pays a portion of wages for injured workers (as required by law), medical bills, judgments as stipulated by the State's Department of Labor, and other costs. HHSC's facilities also directly provide treatment for injured workers. The estimated liability is based on actuarial projections of costs using historical claims-paid data. Estimates are continually monitored and reviewed, and as settlements are made or estimates adjusted, differences are reflected in current operations. HHSC accrued a liability of \$16,145,000 for unpaid claims as of June 30, 2009.

Corporate Integrity Agreement — In July 2007, HMC and the Office of the Inspector General (OIG) of the U.S. Department of Health and Human Services entered into a settlement agreement and a three-year corporate integrity agreement to resolve allegations of non-compliance with certain federal laws governing HMC's financial arrangements with a physician. The corporate integrity agreement requires HMC to, among other things, maintain its existing compliance program and code of conduct; provide a variety of compliance trainings to its employees, contractors, and physicians; formalize procedures to ensure that each existing and new or renewed arrangements with physicians and other health care providers are in compliance with the federal laws; and retain an Independent Review Organization to conduct periodic reviews of its compliance with the requirements of the agreement.

Operating Lease Agreement — HMC and MMMC entered into various operating lease and related sublease agreements. Future minimum lease payments and sublease receipts at June 30, 2009, were as follows:

Years Ending June 30	Lease Payments	Sublease Receipts
2010	\$ 733,200	\$ 181,981
2011	755,040	187,174
2012	776,880	192,580
2013	776,880	
2014	776,880	
2015–2017	<u>2,330,640</u>	<u> </u>
Total	<u>\$ 6,149,520</u>	<u>\$ 561,735</u>

Ceded Lands — The Office of Hawaiian Affairs (OHA) and the State are presently in litigation involving the State's alleged failure to properly account for and pay to OHA monies due to OHA under the provisions of the Hawaii State Constitution and Chapter 10 of the Hawaii Revised Statutes for use by the State of certain ceded lands.

During the 2006 Legislative Session, the State of Hawaii Legislature enacted Act 178, which provided interim measures to ensure that a certain amount of proceeds were made available to OHA from the pro rata portion of the public land trust, for the betterment of the conditions of native Hawaiians. The Act provided that the State agencies that collect receipts from the use of lands within the public land trust transfer a total of \$3,775,000 to OHA within 30 days of the close of each fiscal quarter (or \$15,100,000 per fiscal year), beginning with the 2006 fiscal year. In addition, the Act appropriated \$17,500,000 out of the State's general revenues to pay OHA for underpayments of the State's use of lands in the public land trust for the period from July 1, 2001 to June 30, 2005.

On September 20, 2006, the Governor of the State of Hawaii issued Executive Order No. 06-06, which established procedures for the State agencies to follow in order to carry out the requirements of Act 178. Each State agency that collects receipts from the use of ceded or public land trust land is to determine OHA's share of such receipts by calculating the ceded/non-ceded fraction of the parcel that generated the receipt, multiplying the receipt by the ceded/non-ceded fraction, and multiplying that result by 20%. The resulting amounts are to be deposited into a trust holding account established for such purpose, and within 10 days of the close of each fiscal quarter, the amounts are to be transferred to OHA. Within a specified period after the close of each quarter, the Director of Finance is to reconcile the actual amounts transferred to OHA with the required amount of \$3,775,000, and adjust each specific agency's payments accordingly.

For the year ended June 30, 2009, there were no payments made to OHA.

Litigation — HHSC is a party to various litigation arising in the normal course of business. In management's opinion, the outcome of such litigation will not have a material impact on HHSC's consolidated financial statements.

* * * * *

SUPPLEMENTAL INFORMATION

HAWAII HEALTH SYSTEMS CORPORATION

SUPPLEMENTAL SCHEDULE OF RECONCILIATION OF CASH ON DEPOSIT WITH THE STATE OF HAWAII JUNE 30, 2009

	Appropriation Symbol	
CASH ON DEPOSIT WITH THE STATE OF HAWAII:		
SPECIAL FUNDS:		
	S-07-352-H	\$ 182,151
	S-08-384-H	2,142
	S-09-312-H	800,661
	S-09-350-H	3,183,938
	S-09-351-H	267,226
	S-09-353-H	180,915
	S-09-354-H	1,576,298
	S-09-355-H	4,453,482
	S-09-358-H	118,804
	S-09-359-H	1,112,238
	S-09-365-H	640,001
	S-09-371-H	676,409
	S-09-373-H	472,044
	S-93-353-H	6,563
	S-93-359-H	2,818
	S-96-359-H	2,007
	S-97-359-H	3,556
	S-98-396-H	39,217
TRUST FUNDS:		
	T-04-918-H	<u>1,273</u>
TOTAL PER STATE		13,721,743
RECONCILING ITEMS		<u>(33,307)</u>
TOTAL PER HHSC		<u>\$ 13,688,436</u>

(Continued)

HAWAII HEALTH SYSTEMS CORPORATION

SUPPLEMENTAL SCHEDULE OF RECONCILIATION OF CASH ON DEPOSIT WITH THE STATE OF HAWAII JUNE 30, 2009

	Appropriation Symbol	
ASSETS LIMITED AS TO USE:		
PATIENT TRUST FUNDS:		
	T-04-911-H	\$ 22,912
	T-04-923-H	4,129
	T-09-909-H	7,952
	T-09-915-H	12,763
	T-04-919-H	1,044
	T-04-921-H	6,679
	T-09-925-H	<u>106,445</u>
TOTAL PER STATE		161,924
RECONCILING ITEMS:		
Patients' safekeeping deposits held by financial institutions		763,124
Restricted assets held by financial institutions		680,571
Other		<u>176,208</u>
TOTAL PER HHSC		<u>\$ 1,781,827</u>
		(Concluded)

HAWAII HEALTH SYSTEMS CORPORATION

SUPPLEMENTAL COMBINING AND CONSOLIDATING STATEMENT OF NET ASSETS INFORMATION JUNE 30, 2009

	Facilities														Total Facilities	Corporate	Reclassifi- cations and Eliminations	HHSC Combined	Hawaii Health Systems Foundation	All Community Care	All-Were Community Care	Reclassifi- cations and Eliminations	HHSC Consolidated
ASSETS	Hilo Medical Center	Hale Houma Hemakua	Ka'u Hospital	Yukio Ono Veterans Care Home - Hilo	Kona Community Hospital	Kohala Hospital	Maui Memorial Medical Center	Kula Hospital	Lelei Community Hospital	Laui Hospital	Mahalo	Kahuku	Kauai Veterans Memorial Hospital	Samuel Mahalo Memorial Hospital									
CURRENT ASSETS																							
Cash and cash equivalents	\$ 3,183,938	\$ 206,499	\$ 182,151	\$ -	\$ 1,376,336	\$ 187,478	\$ 4,333,482	\$ 676,499	\$ 118,904	\$ 800,661	\$ 640,001	\$ -	\$ 1,170,618	\$ 471,045	\$ 13,690,422	\$ 8,014	\$ 13,688,436	\$ -	\$ -	\$ -	\$ -	\$ 13,688,436	
On deposit with the State of Hawaii	8,283,311	11,349	59,302	200	312,830	349,744	2,579,856	10,138	41,651	119,547	393,096	379,083	92,084	103,251	12,699,462	5,563,804	18,263,266	48,222	104,065	68,961		18,485,516	
Patients accounts receivable - less allowances for contracted adjustments and doubtful accounts	17,564,343	1,844,694	400,877	1,685,328	6,398,156	860,478	28,557,347	3,702,017	564,662	1,368,168	1,661,442	2,000,736	4,478,529	2,480,407	74,347,384	74,347,384	74,347,384		612,620			74,960,004	
Due from Medicaid for Art 294	257,000	155,225			83,000					682,000					1,177,325		1,177,325					1,177,325	
Supplies and other current assets	2,255,007	81,550	58,352	89,835	1,817,619	55,369	6,067,116	376,322	132,176	912,581	1,484,847	235,222	719,157	207,925	15,488,276	14,662	15,402,938		84,734	86,391		14,765,069	
Due from State of Hawaii	711,335	6,799,087	561,380		247,097	632,656	6,859,054	1,153,655	324,244	948,017	535,498		1,491,348	963,885	20,943,996	750,000	21,697,996					21,697,996	
Estimated third party payer settlements	(841,475)	(67,683)	501,916		(105,613)	379,688	(2,818,577)	1,118,214	147,196	243,389	139,000	249,377	1,302,250	570,035	721,730		721,730					721,730	
Total current assets	31,408,548	8,697,027	1,764,078	1,775,363	10,529,445	2,505,413	45,658,380	7,096,775	1,328,727	5,574,403	4,855,984	2,864,418	9,283,986	4,799,548	138,062,593	6,336,400	144,399,973	48,222	188,799	767,930		145,404,978	
DEBT FROM AFFILIATES - Net																							
CAPITAL ASSETS - Net	42,627,943	15,237,281	1,115,081	28,270,290	24,297,969	1,535,886	107,699,510	4,996,237	769,710	4,252,997	5,401,677	2,637,316	13,249,615	5,196,384	257,559,944	341,402,959	11,865,323					276,495,736	
ASSETS LIMITED AS TO USE	439,111	20,114	10,449	79,810	114,715	2,148	184,181	122,338	1,915	129,865	75,647	140	46,466	41,006	1,291,427	500,000	261,980,276	14,575,227	140,223			262,455,726	
OTHER ASSETS	978,226			1,836	874,345		566,459						133,650		2,038,326	498,218	2,532,544			25,375	(97,822)	2,450,692	
TOTAL	\$ 74,983,838	\$ 23,954,422	\$ 2,889,609	\$ 30,337,899	\$ 36,516,494	\$ 4,943,441	\$ 151,109,022	\$ 12,216,350	\$ 2,100,352	\$ 9,987,005	\$ 10,335,508	\$ 6,501,874	\$ 22,615,735	\$ 10,018,938	\$ 399,006,692	\$ 151,077,980	\$ 179,597,627	\$ 422,489,045	\$ 48,222	\$ 14,764,026	\$ 931,476	\$ 111,903,145	\$ 426,311,736
LIABILITIES AND NET ASSETS (DEFICIT)																							
CURRENT LIABILITIES:																							
Accounts payable and accrued expenses	\$ 17,271,936	\$ 1,667,399	\$ 495,844	\$ 630,227	\$ 10,807,922	\$ 376,825	\$ 31,899,354	\$ 2,088,445	\$ 424,471	\$ 1,853,073	\$ 1,149,546	\$ 497,550	\$ 3,125,110	\$ 1,442,483	\$ 72,730,385	\$ 6,507,637	\$ 79,038,022	\$ -	\$ 301,631	\$ 623,411	\$ 15,277	\$ 80,589,341	
Current portion of accrued vacation	2,637,425	311,301	134,456	23,824	2,482,698	206,810	4,347,813	603,848	81,899	1,119,032	470,791	114,803	1,719,471	687,413	14,929,293	350,365	15,279,758					15,279,758	
Current portion of capital lease obligations							8,601								8,401	8,962,476						8,970,877	
Current portion due to the State of Hawaii															3,000,000	3,000,000						3,000,000	
Current portion of accrued workers' compensation	477,000				236,000		645,000						147,000		1,500,000	1,500,000						1,500,000	
Current portion of long term debt	201,359				8,765								104,223		318,147	567,845			337,201		902,146		
Other current liabilities	450,431	35,552	9,222	1,162,545	157,448	31,503	221,136	6,916		198,162	229,844		377,146		2,828,656				332,145	183	3,170,983		
Total current liabilities	21,027,851	2,014,252	640,022	1,825,611	12,879,668	618,139	36,922,104	2,697,209	508,360	3,170,267	1,850,181	612,353	6,418,050	2,129,908	95,511,382	16,314,076	111,785,458		990,977	623,595	15,277	113,407,307	
CAPITAL LEASE OBLIGATIONS - Less current portion																							
LONG-TERM DEBT - Less current portion	9,513,320				1,545,925		11,000,000						1,073,977		21,133,220	484,349	29,637,567					29,637,567	
ACCRUED VACATION - Less current portion	5,702,995	408,928	209,807		1,784,505	215,397	6,431,994	1,469,024	178,940	1,469,214	1,525,520		3,036,761	820,560	21,224,625	835,601	22,060,226					22,060,226	
ACCRUED WORKERS' COMPENSATION - Less current portion	3,437,000	333,000	179,000		1,707,000	250,000	3,785,000	1,434,000	89,000	895,000	615,000		1,017,000	663,000	14,399,000	246,000	14,645,000					14,645,000	
OTHER POSTEMPLOYMENT BENEFIT LIABILITY	15,678,126	1,219,604	856,737		7,314,799	807,899	20,901,991	3,085,856	461,597	3,855,451	2,999,335		4,771,565	2,236,941	64,406,521	1,374,015	65,782,538					65,782,538	
DEBT TO AFFILIATES - Net	82,006,341	2,779,412	10,075,951	464,378	52,443,278	8,729,687	16,919,530	20,891,400	13,679,490	16,539,300	27,331,301	1,553,972	56,338,817	19,607,770	329,507,627		329,507,627					329,507,627	
DEBT TO THE STATE OF HAWAII		506,153			7,605,205	828,149	10,000,000	1,174,264		6,416,791	491,450		1,043,345	2,417,150	30,122,597	14,000,000						30,122,597	
PATIENTS' SAVING DEPOSITS AND DEFERRED INCOME - Restricted contributions	48,341	20,114	10,449		6,161	2,148		122,538	1,915	121,525	31,312	140	8,377	41,959	434,779		434,779					434,779	
OTHER LIABILITIES	1,322,640		22,285	1,939,604	464,181		661,667	18,581		13,266			22,985	7,149	4,472,428		4,472,428					4,472,428	
Total liabilities	118,731,646	7,341,453	11,991,251	5,775,516	84,404,177	11,151,349	106,642,726	30,837,672	14,876,911	32,456,546	35,076,195	2,166,465	71,750,077	27,924,435	581,104,093	62,603,548	179,597,627		29,273,714	1,284,206	(11,903,145)	331,928,427	
COMMITMENTS AND CONTINGENCIES																							
NET ASSETS:																							
Invested in capital assets - net of related debt	32,631,508	14,236,171	1,115,081	26,713,602	24,337,807	1,535,886	107,613,118	4,764,454	744,315	3,875,070	2,637,316		12,071,313	5,196,384	242,276,032	(34,599,798)	207,676,234		(1,710,749)	140,223		206,005,708	
Restrictions - primarily for capital acquisitions	400,779			793,810	108,554		184,181			8,000	24,315		80,109	1,047	847,048		847,048					847,048	
Unrestricted	(96,780,166)	2,176,708	(10,219,734)	(2,443,329)	(72,733,784)	(8,641,389)	(59,731,525)	(23,381,770)	(13,520,874)	(26,343,663)	(30,168,899)	(688,092)	(61,705,364)	(21,082,028)	(437,226,478)	324,074,230	(102,236,129)	48,222	(11,802,939)	(471,451)	20,860	(114,451,457)	
Total net assets	(63,747,880)	16,612,959	(9,304,643)	24,351,183	(46,287,683)	(7,106,002)	47,466,736	(18,617,322)	(12,776,559)	(22,489,543)	(25,742,667)	3,335,409	(51,094,347)	(17,885,587)	(184,085,399)	290,274,432					20,960	92,401,299	
TOTAL	\$ 74,983,838	\$ 23,954,422	\$ 2,889,609	\$ 30,337,899	\$ 36,516,494	\$ 4,943,441	\$ 151,109,022	\$ 12,216,350	\$ 2,100,352	\$ 9,987,005	\$ 10,335,508	\$ 6,501,874	\$ 22,615,735	\$ 10,018,938	\$ 399,006,692	\$ 151,077,980	\$ 179,597,627	\$ 422,489,045	\$ 48,222	\$ 14,764,026	\$ 931,476	\$ 111,903,145	\$ 426,311,736

(Continued)

(Continued)

SUPPLEMENTAL COMBINING AND CONSOLIDATING STATEMENT OF REVENUES, EXPENSES, AND CHANGES IN NET ASSETS INFORMATION
YEAR ENDED JUNE 30, 2009

(Continued)

(Continued)



Deloitte & Touche LLP
1132 Bishop Street
Suite 1200
Honolulu, HI 96813-2870
USA

Tel: +1 808 543 0700
Fax: +1 808 526 0225
www.deloitte.com

**INDEPENDENT AUDITORS' REPORT ON INTERNAL CONTROL OVER
FINANCIAL REPORTING AND ON COMPLIANCE AND OTHER MATTERS
BASED ON AN AUDIT OF FINANCIAL STATEMENTS PERFORMED IN
ACCORDANCE WITH GOVERNMENT AUDITING STANDARDS**

To the Board of Directors of
Hawaii Health Systems Corporation:

We have audited the consolidated financial statements of Hawaii Health Systems Corporation (HHSC) as of and for the year ended June 30, 2009, and have issued our report thereon (which report expresses an unqualified opinion and includes an explanatory paragraph regarding finalizing negotiations of assets and liabilities transferred from the State Department of Health) dated April 9, 2010. We conducted our audit in accordance with auditing standards generally accepted in the United States of America and the standards applicable to financial audits contained in *Government Auditing Standards*, issued by the Comptroller General of the United States.

Internal Control Over Financial Reporting

In planning and performing our audit, we considered HHSC's internal control over financial reporting as a basis for designing our auditing procedures for the purpose of expressing our opinion on the consolidated financial statements, but not for the purpose of expressing an opinion on the effectiveness of HHSC's internal control over financial reporting. Accordingly, we do not express an opinion on the effectiveness of HHSC's internal control over financial reporting.

Our consideration of the internal control over financial reporting was for the limited purpose described in the preceding paragraph and would not necessarily identify all deficiencies in internal control over financial reporting that might be significant deficiencies or material weaknesses. However, as discussed below, we identified certain deficiencies in internal control over financial reporting that we would consider to be significant deficiencies.

A *control deficiency* exists when the design or operation of a control does not allow management or employees, in the normal course of performing their assigned functions, to prevent or detect misstatements on a timely basis. A *significant deficiency* is a control deficiency, or combination of control deficiencies, that adversely affects the entity's ability to initiate, authorize, record, process, or report financial data reliably in accordance with accounting principles generally accepted in the United States of America such that there is more than a remote likelihood that a misstatement of the entity's financial statements that is more than inconsequential will not be prevented or detected by the entity's internal control. We consider the deficiencies described in the accompanying schedule of findings to be significant deficiencies in internal control over financial reporting.

A *material weakness* is a significant deficiency, or combination of significant deficiencies, that results in more than a remote likelihood that a material misstatement of the financial statements will not be prevented or detected by the entity's internal control.

Our consideration of the internal control over financial reporting was for the limited purpose described in the first paragraph of this section and would not necessarily identify all deficiencies in the internal control that might be significant deficiencies and, accordingly, would not necessarily disclose all significant deficiencies that are also considered to be material weaknesses. However, we believe that none of the significant deficiencies described is a material weakness.

Compliance and Other Matters

As part of obtaining reasonable assurance about whether HHSC's consolidated financial statements are free of material misstatement, we performed tests of its compliance with certain provisions of laws, regulations, contracts, and grant agreements, noncompliance with which could have a direct and material effect on the determination of consolidated financial statement amounts. However, providing an opinion on compliance with those provisions was not an objective of our audit, and accordingly, we do not express such an opinion. The results of our tests disclosed instances of noncompliance or other matters that are required to be reported under *Government Auditing Standards* and which are described in the accompanying schedule of findings.

HHSC is still studying the findings identified in our audit and, accordingly, has not yet provided its response.

This report is intended solely for the information and use of the management and the Board of Directors of HHSC and is not intended to be, and should not be, used by anyone other than these specified parties.

Deloitte + Touche LLP

April 9, 2010

HAWAII HEALTH SYSTEMS CORPORATION

SCHEDULE OF FINDINGS YEAR ENDED JUNE 30, 2009

SIGNIFICANT DEFICIENCIES

HHSC CORPORATE

Corporate 2009-1 Business Continuity and Information Technology Disaster Recovery Planning

Criteria — An appropriately developed Business Continuity Management (BCM) program provides a critical roadmap and priority list to assist organizations with recovering essential data and resuming operations when faced with natural disasters, major system outages, or other unexpected disruptions of business. An Information Technology Disaster Recovery Plan (IT-DRP) is a critical component of the BCM program. An IT-DRP is the process, policies, and procedures related to the recovery and continuation of critical information systems in the event of a disaster. Management should have a comprehensive Business Continuity Plan/ IT Disaster Recovery Plan.

Condition — HHSC has a high level Corporate Data Center (CDC – HHSC's IT Department) Business Continuity Plan (BCP) and IT-DRPs. In addition, per inquiry with management, each hospital has a documented Emergency Mode Plan stored at their individual hospital locations. However, a detailed version of the BCP/IT-DRP has not been formulated, including:

- An Emergency Access Procedure to address obtaining necessary electronic protected health information (PHI) during an emergency has not been documented.
- Detailed backup and recovery procedures have not been documented for information systems.
- An alternate recovery location for IT systems has not been identified.

Cause — Management has not developed a comprehensive Business Continuity Plan/ IT Disaster Recovery Plan.

Effect — Without a comprehensive BCP and IT-DRP, HHSC may not be able to recover its core operations in the event of a disaster and in turn, minimize the impact of the disaster. HHSC may also be at increased risk of non-compliance with HIPAA Security Rule 164.308(a)(7)(i).

Recommendation — BCP's involve the prioritization of business objectives and critical operations that are essential for recovery. We recommend management perform a business impact analysis to identify the areas that would suffer the greatest financial and operational loss in the event of a disaster or disruption. Once this is performed, a formal business continuity plan should then be developed.

Once a BCP has been established, HHSC should further develop its IT-DRP. Typically an IT-DRP includes maintaining a comprehensive inventory of critical applications, systems, hardware and software; identifying necessary back-up methods and appropriate back-up schedules for critical records; and detailed restoration methods of critical systems.

An IT-DRP should also include acceptable timelines in which critical systems must be recovered to avoid unacceptable breaks in HHSC's business processes. The BCP team or coordinator should also identify and document requirements from non-IT personnel. For example, procedures should be documented, in the event of a disaster, directing nurses at a hospital:

- To an alternate processing location to either obtain necessary electronic protected health information.
- To document procedures performed on patients using a secured personal computer while IT continues to recover its core systems.

HHSC should also make arrangements for alternate processing capability in the event their data processing site becomes inoperable or inaccessible. When choosing a site, HHSC should consider location, size, capacity (computer and telecommunications), and required amenities, such as workspace, telephones, workstations, network connectivity, etc) necessary to recover the level of service required by the critical business functions. The type of recovery alternative selected will depend on the guidelines around the criticality and acceptable downtimes of the business process and IT systems set by the BCP.

After the development of a written plan, HHSC should also regularly update the plan, and conduct training and testing for potential scenarios.

Corporate 2009-2 Capital Assets

Criteria — Capital assets should be reported in the proper classifications, construction in progress and capitalized interest should be recorded to fixed assets and depreciated on a timely basis, and a review of projects not complete should be reviewed for viability on a timely basis.

Condition — The entity had designed controls over the review and reconciliation of fixed asset detail to the general ledger, however the review process was not effective.

Cause — Management did not review the capital assets for proper classification and viability of incomplete projects on a timely basis.

Effect — Capital assets were not properly reported until the following audit adjustments were recorded:

- \$6,097,787 to reclassify building and improvements to equipment
- \$1,404,055 to write-off abandoned projects
- \$911,498 to reclassify capitalized interest and CIP to assets placed in service, and record related depreciation

Recommendation — Review capital assets and construction in progress projects for proper classification and ensure that fixed assets are recorded, reviewed for viability, and depreciated on a timely basis.

KOHALA HOSPITAL

KH 2009-1 Accounting for Allotments

Criteria — Contributions from the State of Hawaii should be recorded when amounts are allotted.

Condition — The Facility recorded \$1 million in construction-in-progress and contributions from the State of Hawaii for amounts that were appropriated by the State of Hawaii but had not been allotted as of June 30, 2009, and for amounts that were allotted and recorded in the previous year.

Cause — Management was not familiar with the reports issued by the State of Hawaii that distinguished between appropriations and allotments.

Effect — An audit adjustment of approximately \$1 million was recorded to remove the contribution and construction-in-progress recorded by management.

Recommendation — The facility should refer to HHSC accounting policies regarding property contributed by the State of Hawaii.

KONA COMMUNITY HOSPITAL

KCH 2009-1 Classification of account balances

Criteria — Account balances should be properly classified in the financial statements.

Condition — The facility did not properly classify receivables in the financial statements until an audit adjustment was recorded.

Cause — Lack of management review of credit balances in receivables to properly classify the current and noncurrent balances.

Effect — An audit reclassification of credit balances in accounts receivable of \$380,941 was recorded.

Recommendation — Management should implement procedure to review classification of credit balances in accounts receivable.

MAUI MEMORIAL MEDICAL CENTER

MMMC 2009-1 Inventory

Criteria — The inventory details should be properly reconciled to the general ledger, and reviewed by management for accuracy.

Condition — MMC had designed internal controls over the recording of entries related to inventory; however, the internal controls were not implemented properly.

Cause — The individual responsible for the reconciliation of the inventory account balances did not perform their assigned tasks properly and a review by management did not identify the misstatement.

Effect — A misstatement of approximately \$873,000 to inventory and expenses in fiscal year 2008 was corrected in fiscal year 2009.

Recommendation — Ensure that inventory details are properly reconciled to the general ledger. Management should review the inventory details for accuracy.

HALE HO'OLA HAMAKUA

HHH 2009-1 Accounting for Capital Assets

Criteria — The capital assets detail should be updated, reconciled to the general ledger, and reviewed by management on a timely basis.

Condition — During fiscal year 2009, HHH did not properly account for contributions of property from the State of Hawaii (SOH) and did not accrue for construction in progress billings for services provided in the current fiscal year.

Cause — Capital assets details were not updated for contributions from third parties (i.e., the SOH) and proper cutoff was not maintained as construction in progress invoices were not accrued at June 30, 2009.

Effect — The following audit adjustments were recorded to the preliminary capital assets balances:

- An adjustment to accrue construction in progress and accounts payable of \$1,001,000 was recorded for construction services provided in the current fiscal year.
- An adjustment to record contributions from the SOH of \$200,000 for repairs and maintenance related to earthquake damage was recorded.

Recommendation — Ensure that all property additions are properly accounted for, and all services provided and goods received prior to year-end are properly accrued.

HHH 2009-2 Accounting for Contractual and Bad Debt Allowances

Criteria — Contractual and bad debt allowances related to accounts receivable should be reviewed by management on a timely basis.

Condition — Beginning in fiscal year 2008, contractual and bad debt allowances are calculated by HHSC – Corporate. However, in fiscal year 2009, the calculated allowances did not properly account for adjustments related to advances, and allowances on patient accounts that are aged greater than 365 days.

Cause — Reserves prepared by HHSC – Corporate did not account for certain information that was specific to HHH and adjustments were not identified timely by management.

Effect — The following audit adjustments were recorded to the contractual and bad debt allowances in the general ledger:

- An advance received prior to year end was not applied to the patient accounts timely, resulting in an over-reserve of \$175,000.
- Patient accounts aged greater than 365 days were not fully reserved for, as required by HHSC – Corporate policy. An adjustment of \$394,000 was recorded to increase the reserve for these outstanding amounts.

Recommendation — Ensure that contractual and bad debt allowances computed by HHSC – Corporate are reviewed by management and specific reserves are identified and recorded in a timely manner.

HILO MEDICAL CENTER

HMC 2009-3 Accounting for Contractual and Bad Debt Allowances

Criteria — Contractual and bad debt allowances related to accounts receivable should be reviewed by management on a timely basis.

Condition — Beginning in fiscal year 2008, contractual and bad debt allowances were calculated by HHSC – Corporate. However, in fiscal year 2009, the calculated allowances did not properly account for significant credit balances in accounts receivables, additional reserves required on outlier accounts and delayed billings, adjustments related to advances, and allowances on patient accounts that are aged greater than 365 days.

Cause — Reserves prepared by HHSC – Corporate did not account for certain information that was specific to HMC and adjustments were not identified timely by management.

Effect — The following audit adjustments were recorded to the contractual and bad debt allowances in the general ledger:

- Certain account balances were individually analyzed and management determined that an additional reserve of \$139,000 was necessary, but had not recorded an adjustment until the audit
- HMC recorded reserves related to delayed billings were over-reserved by \$450,000.

Recommendation – Ensure that contractual and bad debt allowances computed by HHSC- Corporate are reviewed by management, and specific reserves are identified in a timely manner.

HMC 2009-4 Classification of account balances

Criteria — Amounts reported in the financial statements should be properly classified between current and noncurrent, and within operating and nonoperating in the statement of revenues and expenses, and reviewed for consistency.

Condition — Various balance sheet and income statement accounts were not classified properly for financial statement presentation.

Cause — A review of the accounts for proper classification is not performed by management on a timely basis.

Effect — The following audit adjustments were recorded by management:

- Reclassification of \$616,681 in credit balances in accounts receivable
- Reclassification of a noncurrent deferred liability balance of \$435,504
- Reclassification of restricted net assets of \$400,770

Recommendation — Ensure that HMC's restricted contributions are monitored and appropriately accounted for and reported in the financial statements.

YUKIO OKUTSU VETERANS CARE HOME (VA) — HILO

Yukio 2009-1 Depreciation Expense

Criteria — Depreciation expense should be calculated using appropriate useful lives that are consistent with HHSC Corporate.

Condition — The Facility recorded building depreciation expense based on 27.5 years of useful life; however, the Facility should have utilized a 40 year life in accordance with HHSC Corporate's policies.

Cause — The Facility's accounting records are maintained by a management company. Facility management did not review the estimated useful life used to calculate depreciation and the error was undetected in the current year.

Effect — An audit adjustment of \$281,470 was recorded to correct the amount of depreciation expense taken in the current year.

Recommendation — Review useful lives used to calculate depreciation expense to ensure useful lives are reasonable and consistent with HHSC policies.

Yukio 2009-2 Posting of Entries

Criteria — Journal entries allocated from HHSC Corporate should be recorded in the proper period.

Condition — Capitalized interest allocated from HHSC Corporate in 2008 was not recorded to the general ledger account balances.

Cause — The Facility's account records were not updated on a timely basis.

Effect — An adjustment of \$187,469 was made to record the 2008 audit adjustment.

Recommendation — Year-end adjustments and entries should be recorded timely, and financial statements should be reviewed to ensure amounts are properly posted in the proper period.

ALII COMMUNITY CARE

Alii 2009-1 Allocation of Purchase Price

Criteria — The acquisition price of Roselani Place for \$16 million should be allocated to the fair value of the assets acquired and the lease assumed. In addition, the capital assets detail should be updated, reconciled to the general ledger and reviewed by management on a timely basis.

Condition — In September 2007, the facility did not allocate the \$16 million purchase price of the Roselani Place to the assets acquired and lease assumed, the fixed asset subledger was not updated, and depreciation expense was not recorded to the general ledger. This finding was also reported in the prior year.

Cause — The facility did not engage a specialist to assist management to fair value the assets acquired and lease assumed, and no amounts were recorded to depreciation expense because the assets were not included in the fixed asset subledger.

Effect — Depreciation expense was understated by \$700,000, and no amounts were allocated to equipment or the lease assumed.

Recommendation — Engage a specialist to assist management in allocating the purchase price to the fair value of the assets acquired and the lease assumed.

Alia 2009-2 Fixed Assets

Criteria — The capital assets detail should be updated, reconciled to the general ledger and reviewed by management on a timely basis.

Condition — In September 2007, the facility did not allocate the \$16 million purchase price of the Roselani Place to the assets acquired and lease assumed, the fixed asset detail was not updated, and depreciation expense was not recorded to the general ledger.

Cause — The facility did not record depreciation expense because the assets were not included in the fixed asset detail.

Effect — Audit adjustments of \$800,000 and \$105,330 was recorded for the related depreciation for the building and equipment, respectively.

Recommendation — Ensure that capital asset details are updated and reconciled to the general ledger on a timely basis.

Alia 2009-3 Intercompany

Criteria — The intercompany accounts for HHSC-Corporate should be reconciled with HHSC-Corporate on a timely basis.

Condition — Intercompany accounts with HHSC did not reconcile at year end.

Cause — The facility failed to record the prior year adjustment of \$500,000 relating to a settlement reserve, and had also incorrectly recorded \$600,000 to buildings.

Effect — An audit adjustment of approximately \$600,000 was recorded to properly record building, and an audit adjustment of \$500,000 was recorded to reflect the prior year adjustment.

Recommendation — Ensure that intercompany accounts are reconciled with other facilities on a timely basis, and that all prior period adjustments are recorded timely.

**Projected Revenues for each Facility for FY10 and
List of Proposed Capital Improvement Projects during FY10
Pursuant to HRS Section 323F-22(b)**

Hawaii Health Systems Corporation
FY2010 Projected Revenues for each Health Care Facility
(in \$000s)

Pursuant to Chapter 323F-22(b), HRS

Hilo	\$104,433
Hamakua	8,842
Kau	5,393
Kona	53,724
Kohala	4,260
Maui	172,406
Kula	15,720
Lanai	2,220
KVMH	37,531
SMMH	14,544
Leahi	16,530
Maluhia	14,676
Corp	<u>226</u>
TOTAL	\$450,505

(Source: Executive Biennium Budget Submittal)

**FY 10 CIP Implementation Plan
HAWAII HEALTH SYSTEMS CORPORATION**

Pursuant to Section 323F-22(b), HRS

Contact Person/Phone No. -- Nadine Asai, 733-4026

Act/Yr	Item	Project Title	E or L	MOF	Apprn	Prior Allot	Planned Allotments	
							1st Half FY 10	2nd Half FY 10
213/07	E-11	HHSC, System-wide Seismic Study and Design - Determine seismic deficiencies in hospitals and correct deficiencies.	E	C	2,500,000	750,000		1,750,000
213/07	E-11	Hilo Medical Center, Replace Elevators and Dumbwaiters - Repair or replace deteriorated elevators and dumbwaiters	E	C	5,228,668	144,801	5,083,867	
213/07	E-11	Kau Hospital, Replace Generator -- Replace deteriorating generator and associated equipment	E	C	684,000	18,000	140,000	526,000
213/07	E-11	Hilo Medical Center, Replace Operating room Lights - Replace inefficient Operating room lights	E	C	728,000	439,451	288,549	
213/07	E-11	Kau Hospital, Entry Doors and Jalousie Windows	E	C	142,231		142,231	
158/08	E-14.5	Hale Ho'ola Hamakua, X-ray System	E	C	414,000		414,000	
158/08	E-14.6	Kau Hospital, X-ray System	E	C	414,000		414,000	
162/09	E-5	Kau Hospital, Renovations and A/C Upgrade - VOG infiltration	E	C	4,700,000		4,700,000	
162/09	E-5	Hilo Medical Center, Replace Helipad Lights	E	C	91,000		91,000	
162/09	E-5	Kau Hospital, Replace Nurse Call System	E	C	639,000			639,000
158/08	E-14.7	Kauai Region Hospitals, Master Plan	E	C	500,000		500,000	
158/08	E-14.8	Samuel Malenoe Memorial Hospital, X-ray System	E	C	414,000		414,000	
162/09	E-5	Kauai Veterans Memorial Hospital, Reroof ancillary Wing, MOB & Housing units	E	C	1,037,000		1,037,000	
162/09	E-5	Samuel Mahelona Memorial Hospital, Reroof Various Buildings	E	C	1,596,000		1,596,000	
213/07	E-11	Lanai Community Hospital, ER Renovations - Renovate ER Dept, waiting area and radiology	E	C	1,200,000	250,000	950,000	
213/07	E-11	Maui Memorial Medical Center, Replace Laundry Exhaust System - Upgrade exhaust system to meet code requirements	E	C	300,000	75,000	225,000	

**FY 10 CIP Implementation Plan
HAWAII HEALTH SYSTEMS CORPORATION**

Pursuant to Section 323F-22(b), HRS

Contact Person/Phone No. -- Nadine Asai, 733-4026

Act/Yr	Item	Project Title	E or L	MOF	Apprn	Prior Allot	Planned Allotments	
							1st Half FY 10	2nd Half FY 10
213/07	E-11	Maui Memorial Medical Center, Exterior building repairs and reroofing - Repair deteriorated exterior wall surfaces and reroof building	E	C	2,000,000	200,000	1,782,180	
213/07	E-11	Kula Hospital, Upgrade Flooring - Replace uneven flooring surface+E55	E	C	1,431,000	200,000		1,231,000
213/07	E-11	Kula Hospital, Plumbing Upgrade - Replace deteriorating plumbing pipes	E	C	500,000	100,000		400,000
213/07	E-11	Kula Hospital, Replace grease trap and cesspool - replace grease trap and cesspool to meet code requirements	E	C	500,000	200,000	300,000	
213/07	E-11	Maui Memorial Medical Center, Plumbing repair/improvements - Upgrade patient rooms to meet ADA requirements	E	C	910,000	210,000		700,000
213/07	E-11	Kula Hospital, Electrical Upgrade	E	C	53,860		53,860	
213/07	E-14	Maui Memorial Medical Center, Generators - Two generators; ground and site improvements; equipment and appurtenances	L	C	3,190,000	300,000	2,890,000	
158/08	E-14.1	Maui Memorial Medical Center, Dialysis Unit	E	C	348,000		348,000	
162/09	E-5	Kula Hospital, Upgrade the Wastewater system and Grease Trap	E	C	1,200,000		1,200,000	
162/09	E-5	Maui Memorial Medical Center, Infrastructure Improvements for New Generators	E	C	670,000		670,000	
162/09	E-5	Maui Memorial Medical Center, New Helipad	E	C	2,300,000		2,300,000	
162/09	E-6	Maui Memorial Medical Center, Dialysis Unit	L	C	7,200,000		7,200,000	
162/09	E-7	Maui Memorial Medical Center, Molokai, Molokini, Phase II	L	C	15,000,000		3,000,000	12,000,000
162/09	E-8	Kula Hospital, New LTC Green House Facility	L	C	5,000,000		600,000	4,400,000
213/07	E-11	Leahi Hospital, Fire Suppression System - Install fire suppression system in Medical Records Office	E	C	140,000	45,645	94,086	
162/09	E-5	Maluhia, Replace Metal Housing on the Electric Substation Vault i,	E	C	198,000		198,000	
162/09	E-5	Leahi Hospital, Upgrade the Nurse Call System	E	C	1,261,000			1,261,000

**FY 10 CIP Implementation Plan
HAWAII HEALTH SYSTEMS CORPORATION**

Pursuant to Section 323F-22(b), HRS

Contact Person/Phone No. -- Nadine Asai, 733-4026

Act/Yr	Item	Project Title	E or L	MOF	Apprn	Prior Allot	Planned Allotments	
							1st Half FY 10	2nd Half FY 10
162/09	E-5	Maluhia, Replace Flooring and Waterproof Patient Bathrooms	E	C	554,000		554,000	
162/09	E-5	Maluhia, Reroof Hospital Building	E	C	410,000		410,000	
162/09	E-5	Maluhia, Inspection of an Auxiliary Parking Lot and Access Road	E	C	2,000,000		500,000	1,500,000
162/09	E-5	Leahi Hospital, Grease Trap Upgrades	E	C	150,000		150,000	
162/09	E-5	Leahi Hospital, Spalling Repair and Painting	E	C	240,000		240,000	
213/07	E-11	Kona Community Hospital, Upgrade Fire Alarm - Upgrade fire alarm system to meet code requirements	E	C	488,000		488,000	
213/07	E-11	Kona Community Hospital, Emergency Power Outlets - Install emergency power outlets in patient rooms	E	C	46,332		46,332	
158/08	E-14.4	Kohala Hospital, X-ray System	E	C	414,000		414,000	
162/09	E-5	Kona Community Hospital, Implementatin of Seismic Mitigation Measures	E	C	1,000,000			1,000,000
162/09	E-5	Kona Community Hospital, Replace Nurse Call System	E	C	1,261,000		1,261,000	
162/09	E-5	Kona Community Hospital, Upgrade Wastewater Treatment Plant	E	C	915,000		915,000	

**Hawaii Health Systems Corporation, Regional System Board Reports
Pursuant to HRS Section 323F-22(c)**

Reports of the regional system boards are included in the corporation's annual report and audit in accordance with HRS Section 323F-22(c)

Region I - Oahu

Region II - Kauai

Region III – Maui

Region IV - East Hawaii

Region V - West Hawaii

Oahu Region, HHSC Fiscal Year 2009 Legislative Briefing

Fiscal Year 2009 has been an active and transition year for the Oahu Region. Based on Act 182 (2009), the Oahu Region worked in collaboration with the HHSC board to transfer delegated authority to the Oahu Region. Policies, systems and processes necessary for the transfer of delegated authority were completed in June 2009.

The Oahu Region Board organized and operated in a responsible manner meeting a minimum of 6 times a year. Board committees meet monthly and if necessary, the Oahu Region would hold an emergency board meeting.

The facilities in the Oahu Region are old and there are many areas in the aged facilities that are badly in need of replacement. There is a concern that patch work and repairs to the facilities are costing more in time, money and resources when compared to replacement.

New Centers for Medicaid/Medicare Services (CMS) regulations are forcing a change in the method of services to be delivered in patient care. These CMS regulations focus on homelike environment and our aged facilities which were built on an institutional model will not be able to meet the new CMS regulation. This has a significant financial, licensure and staffing impact.

Capital Improvement Projects:

During the past fiscal year the following CIP projects were completed: Leahi Sinclair Roofing, replaced Maluhia Nurse call system, mold removal from Maluhia AC system, replacement of the portable X-ray machine for Maluhia, and replacement of deteriorated doors at Leahi

The following projects were started and are in process - Leahi elevator upgrade for two of the elevators, Leahi electrical upgrade which involves replacing our generator, Atherton reroofing, Leahi grease trap replacement, and Maluhia sprinkler system upgrade.

The following projects are in design - Seismic study for Leahi and Maluhia, Leahi Fire suppression for Medical Records, Maluhia X-ray department upgrade, replacement of Leahi nurse call system, Maluhia replacement of housing for electrical transformer and Maluhia re roofing.

In several situations, the CIP funds were insufficient and the region supplemented the funds or the scope of projects were curtailed. (Leahi electrical upgrade/generator - supplement, Maluhia sprinkler - supplement, Leahi elevator - only two of three elevators, Sinclair roofing - not entire roofing was done)

Quality:

Leahi and Maluhia have been participating in CMS's Advancing Excellence in America's Nursing Homes and Setting Targets Achieving Results (STAR) quality improvement programs. We have consistently maintained nearly all quality indicators and measures at or below State and National averages. Both facilities conducted resident and family satisfaction surveys with very favorable results and are working on improvement.

Leahi Hospital had their annual unannounced licensure survey in June. The Department of Health's Office of Healthcare deficiencies and none of the deficiencies were for substandard Quality of Care. The plan of corrections was accepted.

Maluhia also had their annual unannounced survey in June. Eight interrelated deficiencies were cited (1 for substandard Quality of Care) and the plan of corrections was accepted. Maluhia was designated a Special Focus Facility by CMS. In December Maluhia successfully passed their first follow up survey.

In CMS's 5 Star rating program: Leahi Hospital is rated a 4 Star facility and Maluhia is rated at 2 Stars.

Personnel:

Even though in these challenging times of fiscal restraint and changing of CMS regulations, the region has been able to decrease staffing through organization efficiencies, innovation and not filling vacant positions.

	<u>Leahi</u>	<u>Maluhia</u>	<u>Total</u>
FY 09 Position Count	364	274	638
FY 08 Position Count	369	301	670
FY 08 FTE	344.04	281.53	625.57
FY 09 FTE	339.36	256.98	596.34

Worker's Compensation

Closing of open cases brought the incurreds down in FY09.

	<u>Leahi</u>	<u>Maluhia</u>	<u>Total</u>
FY 09 Incurred (\$000)	723	96	819
FY 08 Incurred (\$000)	1,134	151	1,285
FY 09 Open Claims	17	5	22
FY 08 Open Claims	22	5	27

Financial:

For the fiscal year ending 6/30/09, Leahi Hospital and Maluhia met the operating budget target and showed positive variance of \$450,000.00.

Leahi Hospital and Maluhia both met or exceeded the measurement goals set in the Key Performance Indicators Report. Collections from patients account exceeded target and Oahu Region has the lowest Days in AR within the HHSC Long Term Care facilities.

Cash reserve was adequate to pay vendors and the average days in account payable (AP) was 30 days for Leahi Hospital and 27 days for Maluhia.

For the fiscal year ended 6/30/09, Leahi Hospital and Maluhia met the operating budget target and showed positive variance of \$450,000.

Balance due from Maui Region for loan advanced by the Oahu Region is \$ 3.4 Million.

Strategic Planning:

Over the past year, the Oahu Region Board has been actively engaged with its senior management in reviewing and developing a new strategic plan. The timing is critical because of the need to make critical decisions on operating and capital improvement items.

As part of this effort, communication and reporting to the Region board and its various committees has increased, which includes the development of performance scorecards for its Quality and Finance subcommittees.

A six year operating plan was finalized and approved and will drive facility and program initiatives to be included in the biennium budget requests starting FY2012-2013. This should position the Oahu region to make the critical decisions necessary to meet its budgetary requirements while maintaining its mission to meet the needs of the community.

The Oahu region is involved with various community organizations in their planning processes in an effort to establish relationships and identify opportunities to collaborate. This includes the Joint Legislative Committee on Aging in Place, Kapiolani Community College and the Elder Affairs Division, City and County of Honolulu.

Risk Management:

Risk management efforts have focused on addressing identified deficiencies from its annual licensure surveys and follow up mock surveys for both of its long-term care facilities, Leahi Hospital and Maluhia.

The annual licensure surveys by State and Federal regulatory agencies provide opportunities for improvement in our facility and patient care processes resulting in improved patient safety and quality of life for our patients.

Much effort has also been spent on reviewing and improving our internal reporting system and turnaround time. This information has allowed us to determine how reliable and effective our processes are in preventing or minimizing poor outcomes.

As a result, we continue to perform well on quality performance measures in relation to state-wide and national benchmarks.

Hawaii Health Systems Corporation

Kauai Region

July 1, 2008 --- June 30, 2009

On behalf of the employees, physicians, volunteers, management, and board of Kauai Region (Kauai Veterans Memorial Hospital, West Kauai Clinics, and Samuel Mahelona Medical Center) we are pleased to submit this report highlighting the accomplishments of the last fiscal year.

Quality

Kauai Veterans Memorial Hospital (KVMH) successfully completed its triennial Joint Commission accreditation survey in August 2008. We were awarded a three-year Accreditation with Requirements for Improvements. In January, our improvement action plan was accepted, by March 2009, all requirements were resolved.

Samuel Mahelona Medical Center (SMMH) successfully completed its annual unannounced Department of Health survey with four findings which were subsequently corrected. The facility received a 5 star rating.

KVMH has made improvements in our clinical quality measures and because of low volumes in others will be working to increase numbers to obtain more quantifiable indicators. Our patient surveys continue to indicate 95% satisfaction levels for clinical provided services.

Workforce

During this past fiscal year we saw the departure of the Regional CEO and Legal Counsel from the executive management team. The Regional CEO has been filled on an interim basis, pending recruitment action. The remainder of the executive team remains intact.

We have added a new worker compensation/labor relations position which will allow us the time necessary to reduce are worker compensation claims and return workers back to their jobs earlier. The position will allow us the ability to conduct in-service training for our fist line supervisors in worker compensation and labor relations which, will better prepare them in dealing with these subject areas.

During this fiscal year we moved from having our physicians on a contractual basis to having them employed by the hospital. We encountered a few problems during the transition and have been able to make corrections as needed. We are all learning to improve operations both the physicians and hospital personnel as we go forward. Having the physicians part of the team has improved morale and resulted in better working relationships with the end result being, improved patient quality.

Physician Retention & Recruitment

Like many rural areas, the region continues to experience challenges with recruiting and retaining physicians. Additionally, other problems faced by the physicians and families is the high-cost of island living, low reimbursement, lack of schooling choices, lack of higher educational, and the lack of the fine arts.

Physician satisfaction is critical to retaining physicians and we have contracted with The Camden Group to provide us with the latest information on proper clinic management. We also, have them annually review physician compensation tenets and ranges to insure that we remain competitive for recruitment and retention purposes.

We are in the process of completing the purchase of an extremity MRI and a Digital Mammography unit with Sterotactic capability. With the addition of these two units it will allow our orthopedic surgeon and general surgeons greater in-house capacity and capture revenue previously lost.

Facilities

KVMH obtained funding to replace its aging emergency generator. Design work is completed, generator has been ordered, and anticipated arrival is December 2009. Upon arrival, the physical installation, testing, and acceptance of the unit, the project is anticipated to be done by early 2010.

SMMH had funding released to update the facility master plan. A RFP was processed to engage an architectural firm to assist in this endeavor. A planning committee has been established and along with the architectural firm will be charged with this project. The estimated completion date is the end of 2010.

Both KVMH & SMMH submitted CIP requests for new roofs. The legislature did approve the region's request and KVMH received over \$3M and SMMH received over \$1M. The funds were appropriated for fiscal year 2010 and once released work will begin in early 2010.

SMMH received funds to do electrical upgrades and replaced existing windows. The replacement of windows started this fiscal year and is expected to be completed by mid 2010. The replacement of existing electrical lines and upgrading of electrical system started this fiscal year and will be completed next fiscal year.

Clinical Services & CAH

The West Kauai Clinics (WKC) continue to grow enjoying 31,209 office visits, and increase of 28% from 2008. WKC doctors accounted for 70 % of hospital admissions and 59% of patient days.

KVMH Emergency Room visits increased by 5% (279) and were 220 visits over budget and transfers out were 83. Surgical time was 2% greater than prior year but well under budget, which resulted from a delay in a surgeon moving practice to KVMH.

SMMH saw a 17% increase in psychiatric admissions and 19% increase in inpatient days from prior year. We still get paid less than cost by Adult Mental Health Division. Also experienced was a 4% decrease in long term care bed days from building renovations and the closure of rooms. Emergency services grew by 3% to 4,972 visits and we increased net revenue by \$2.3M.

Financial

The Year-End FY 09 gross revenues for KVMH were \$40.4M against a budget of \$44.3M. The decrease in revenues is a result of a drop in surgical activity, slight drop in med/surg days (189), and a drop in swing beds (251). This can be attributed to physician turnover and recruitment. The YTD operating revenue was \$26.3M compared to budget of \$31M. The decrease resulted from not realizing revenue (budgeted) from new MRI, Digital Mammography unit, and not being able to open a new clinic. Net clinic revenue increased by \$819K from prior year but was under budget by \$524K as a result of physician retirements and relocations. The clinics produced net collections of \$13.5M for the region.

The contractual adjustment actual was \$13.6M versus the budgeted amount of \$12.8M. This is due to an increase in gross patient revenue compared to budget. Also due to an accounting change in recording contractual adjustment from bad debt, the contractual allowance exceeded budget and the provision for bad debt was lower than budget. The Recovery Audit Contractor (RAC) after reviewing our potential for take back claims determined that we did not have to set-up a reserve account.

FY 09 total operating expenses are \$38.2M compared to a budget of 38.8M was slightly lower then budget. Overall we were able to keep salaries and benefits and other expenditures below budget. We did experience increases in physician costs from converting from contracted to employed status during the year. We were also able to decrease, small equipment, equipment rental, professional malpractice, utilities, and software expenses.

The FY 09 operating income (loss) is (\$10.8) against a projected budget loss of (7.8M). Included in the operating loss was an unbudgeted year end audit adjustment of \$3.1M for post employment retiree health.

After corporate overhead, other expenses, and other appropriations, FY 09 net income (loss) was (\$10.3M) against a budget loss of (\$7M). This year, state appropriations were recorded at the hospital level versus at HHSC as done in prior years.

Total cash collections were \$31.3M against a budget of \$30.3M. Included in the cash collections is a \$3.3M emergency appropriation. Clinic cash collections were \$6.7M compared to prior year of \$3.8M

The year-end FY 09 gross revenues for SMMH were against a budget of \$16.6M. The increase was due to increased ER utilization. The YTD operating revenue is \$13.6M compared to a budget of \$14.1M. The negative variance is due to an accounting change in recording contractual adjustment from bad debt, the contractual allowance exceeded budget and the provision for bad debt was lower than budget.

FY 09 operating expenses were \$17.8 compared to a budget of \$17M. The variance is primarily due to physician salaries.

The FY 09 operating loss is (\$4.2M) with a budget loss of (\$2.9M).

After corporate overhead and other appropriations, FY 09 net loss was (\$1.6M) against a budget loss of (\$2.3M).

FY 09 total cash collections were \$15.1M against a budget of \$14.4M.

MAUI REGION OVERVIEW 2009

PREFACE

The Maui Region of HHSC faced some tremendous hurdles during the year as the credit markets froze lending and other issues, including lower revenues and reimbursements, impacted finances negatively. At the same time, Maui Memorial Medical Center (MMMC) was able to continue to advance the goal of setting up a full-service cardiac program with the hiring of its first-ever cardiac surgeon.

While the program was scaled back, it was in fact moved forward to the point where we became the first neighbor island hospital to perform open heart surgery in September 2009. In 2010 MMMC will hire two interventional cardiologists to perform angioplasty. The construction of a helipad as part of the overall program for rapid transport of cardiac patients was also begun. Coupled with the most advanced stroke therapy program in the state, the new cardiovascular service line will create a Center of Excellence here on Maui.

As a result of this cardiac growth, in October 2009, MMMC began performing regular catheter ablations under the direction of Maui cardiac electrophysiologist, Mark Schwab and his colleague Dr. Koonlawee Nademanee, who is world renowned and a leader in this field. Together they have completed numerous surgeries with positive outcomes and we are the only hospital in the state performing this procedure.

The financial prospects for 2010 are considerably more favorable, and MMMC continues to work toward expanding several service lines to meet the needs of the community.

HIGHLIGHTS

We became part of the University of Hawaii's John A. Burns School of Medicine Obstetrics and Gynecology Department's Residency Program. As such, MMMC is now accepting graduate physicians, with medical degrees, who conduct a six-week rotation at the hospital working alongside Maui physicians in the same discipline.

MMMC started a formalized chaplaincy program with the installation of **Chaplain Amy Hill**. As program coordinator, Hill is an employee of Pacific Health Ministry, the agency that contracts with MMMC to provide chaplain services. She is the first full-time chaplain on board at the hospital. She is assisted by **Chaplain Stan Franco**, and together they provide 24/7 on-call at the hospital.

The MMMC Foundation made a donation of \$420,000 designated for the cardiovascular program to keep the program moving ahead. Funding was designated primarily for the infrastructure upgrades and equipment necessary to begin performing open heart and related surgeries within the next few months.

A federal grant of \$188,100 from the Health Resources and Service Administration (HRSA) was awarded to MMMC, for the development of a simulation and robotics laboratory. HRSA is part of the U.S. Department of Health and Human Services. The grant was facilitated through Sen. Daniel Inouye's office and will allow MMMC to develop a simulation lab for team training of high-risk clinical scenarios. Simulation training is identified as a current strategy to address both the health care workforce shortage and augment clinical training.

EMPLOYEES

As of the end of fiscal year 09 Maui Region had the following FTE positions:

MMMC	1196
Kula	195
Lanai	33

Other notable appointments during the year included:

Richard Cochran, MD was hired as the Medical Director of Cardiothoracic Surgery. In addition to his work as a cardiac surgeon for the past 20 years, Dr. Cochran has taught medicine and surgery at three universities, the University of Washington, University of Texas Southwestern Medical School in Dallas and University of Wisconsin, where he was the Chairman of the Division of Cardiothoracic Surgery. Additionally, Dr. Cochran has been Chief of Cardiothoracic Surgery at Veterans Affairs Medical Center in Seattle, Washington and Medical Director of the Cardiovascular and Thoracic Intensive Care Unit at Parkland Hospital in Dallas, Texas.

Upon the hiring of interventional cardiologists in 2010, the Heart Program at MMMC will become fully operational, with open heart, angioplasty and other cardiac procedures performed here.

Jason M. Andrus, MD was appointed the new Medical Director of the Behavioral Health division, attending physician on both Molokini units for adolescents and adults, and consulting psychiatrist to the hospital. He returns to Maui from Boston, where he spent the last four years as a consulting psychiatrist at Children's Hospital of Boston and faculty of Harvard Medical School.

QUALITY

MMMC

The performance on core measure indicators has been consistent and improving. Our most recent three consecutive quarters have shown 100% compliance with Heart Attack care standards. Care of patients with Heart Failure has been 98% compliant for the last two quarters and we were awarded the American Heart Association's Silver Award for our consistent quality care. We have implemented nursing directed orders to assure that patients receive vaccinations when indicated. We remain consistent with a low surgical

infection rate. Our stroke care program is developing and offers treatment resources not elsewhere available in the state

Kula

Kula Hospital's successfully passed annual Medicare and Department of Health Surveys for long-term care, Intermediate Care Facility-MR, and Critical Access Hospital licenses.

Kula Hospital was awarded and maintained a 5-star rating from Center for Medicare and Medicaid Services (CMS) for fiscal year 2009. 5 Star is the highest awarded rating. Kula Hospital met or exceeded all established CMS quality thresholds and through utilization of quality assurance committee continues to systemically review and address overall clinical quality outcomes.

FINANCIAL

Fiscal year 2009 was an extremely challenging year, financially speaking, for Maui Memorial Medical Center. The hospital's loss from operations was \$42.7 M before non operating revenue and expenses such as State appropriations and HHSC corporate allocation expense. This loss from operations includes an \$11.5 M state wide adjustment to accrue an employee post retirement benefits liability from prior years. The loss after all State appropriations and other non-operating expenses was \$27.9 M again including the \$11.5 M post retirement benefit adjustment.

The FY09 operating loss was about \$4.5 M worse than budgeted. This worse than expected performance was caused by shortfalls in expected net patient revenue. Low census during the first half of the year, coupled with a shift in payor mix away from high paying commercially insured visitor patients toward uninsured or underinsured resident patients contributed to the revenue shortfall. Low reimbursement from government insurance programs exacerbated the financial challenge.

In October, at the height of the financial crisis, JP Morgan cancelled funding of further draws on a loan agreement that was in place. The purpose of this agreement was to fund the implementation of a new cardio vascular program that was underway. The cancellation of the start up funding caused the scope of the CV program to be scaled back, and delayed and reduced the expected program generated revenue stream.

The start up costs for this program put additional demands on limited operations generated cash flow.

Cash became so tight, that by the end of April MMMC had to rely on funding from a previously arranged \$10 M loan from the State in order to fund payroll and pay vendors. Excluding the \$10 M State loan, cash flow for the year was a negative \$11.5 M. This figure understates the seriousness of the problem as accounts payable grew significantly during the year.

At year end MMMC had \$7.0 M cash on hand, a \$4.1 M dollar payroll to immediately fund and accounts payable of \$18.8 M.

PROJECTS

Several major projects were either initiated or completed during the year. The most significant being the completion of the MMMC Emergency Department renovation and expansion project in November of 2008. The project resulted in adding to the ED:

- 9 exam/treatment bays for a total of 30 bays
- Additional triage room (2 total)
- Additional 6200 sq. ft.
- Larger waiting room and new patient support areas
- Dedicated area for vending machines/snacks
- Outdoor garden/sitting area
- Patient/family consultation room
- Larger staff support areas
-

In 2009, the re-roofing of Maui Memorial started and it is expected to be finished in the first half of 2010.

In June of 2009, Kula Hospital made the following ADA deficiency corrections: fire sprinkler upgrade and emergency generator upgrade.

2009 Legislative Brief

Hawaii Health Systems Corporation East Hawaii Region Accomplishments

On behalf of the East Hawaii Region of the Hawaii Health Systems Corporation (HHSC), I am pleased to submit this end of year report highlighting the accomplishments of the region. The report is organized into five operational units or pillars of excellence: People, Quality, Service, Growth, and Financial.

The economic downturn requires a back to the basic approach to improve our core business, and also to operate most efficiently. In FY 2009, the East Hawaii Region overhauled the budgeting process. Also of importance, our operating cash flow deficit was reduced by 10 percent, or \$10M. The management team downsized or eliminated projects, reduced variable expenses such as employee overtime, medical supplies, reduction of Travelers, etc. Some of the service lines were forecasted with a conservative zero to two percent growth to assure that expenses could be accounted for respectively. In regards to productivity, the organization operates with-in national benchmarks for adjusted occupied bed per FTE. Negative facility performance related issues are: high overhead costs, limited specialty expertise (medical coding, supply chain, and revenue cycle management), and access to capital.

PEOPLE

Hilo Medical Center

In FY2009, the East Hawaii Region launched efforts to more efficiently meet the needs of the population it serves. A renewed emphasis is being placed on constituent satisfaction- physician, patient and employees. Surveys have been initiated for each group, and are being monitored monthly.

Additionally, HMC dissolved the Float Pool staffing arrangement, which consisted of RNs and CNAs who would fill open shifts due to unscheduled absences (sick calls) and vacations. Employees from the float pool were assigned to units with open positions to fill vacancies. Unscheduled absences either go unfilled, if appropriate, or employees from other units are used to fill critical shifts open from sick calls. This process has resulted in approximately \$1.7 million in wage savings. The combination of position abolishment and vacancies placed on hold, resulted in savings of 60 FTE's.

Ka'u Hospital

A Family Medicine physician was recruited to Ka'u Hospital's Rural Health clinic in January. In addition, the clinic's advanced practice nurse practitioner increased her credentials by becoming certified in gerontology as well as family practice. The recruitment of a full-time physician, Board Certified in Emergency Medicine, stabilized the staffing in that department so that costly locums physicians are no longer required.

To address the growing concern of a shortage of health professionals in the future, Ka'u Hospital partnered with the Ka'u Community Rural Health Association and Hawaii Community College to develop a Certified Nurse Aide training program for local students. In addition, our small hospital provided a clinic rotation site for both nursing and pharmacy students from University of Hawaii, Hilo.

Hale Ho'ola Hamakua

In 2009, the East Hawaii Region successfully recruited Cathy Meyer-Uyehara, FACHE, NHA as Hospital Administrator of Hale Ho'ola Hamakua.

Yukio Okutsu State Veterans Home

State Veterans Home occupancy grew to 94 percent in 2009. The growing demand for long-term care services by our State's Veterans Community has led to the doubling of employees, now numbering 125.

This past year, the State Veterans Home is grateful to have received many dignitaries to the Home to visit with the residents and tour the facility. Among those visiting: Eric Shinseki Secretary, Department of Veterans Affairs Senator and Mrs. Daniel K. Inouye, and Senator Daniel K. Akaka, Dr. Michael Kusman Undersecretary for Health, Major General and Mrs. Robert Lee, Hawaii Adjutant General. Major General Peter Pawling principal advisor to the Commander, U.S. Pacific Command, Brigadier General Gary Ishikawa, Deputy Adjutant General and Lt. Colonel Warline Richardson, commander Pohakuloa Training Area.

QUALITY

Hilo Medical Center

Hilo Medical Center's "Core Measure" scores reached 90 percent in 2009. The Joint Commission is a national accrediting body that develops quality and safety standards in the delivery of healthcare. Through compliance with its quality standards, healthcare organizations receive Joint Commission accreditation—the equivalent of a gold seal of approval—with regard to quality care.

Hospital scores on each of the measures are compiled and submitted to the Joint Commission on a quarterly basis for their review in assessing quality. One of the methods that the Joint Commission uses in validating healthcare quality is through specific performance measures, also known as "Core Measures." The current core measure data sets are: (1) Acute myocardial infarction (AMI); (2) heart failure (HF); (3) pneumonia, (PN) and; (4) the Surgical Care Improvement Project (SCIP).

Hilo Medical Center set targets of 85% compliance for its AMI, HF and PN core measures, and 90% compliance for its SCIP Core Measure. We are happy to report that through focused leadership and the diligent efforts of our employees, Hilo Medical Center achieved scores of 93.2% for AMI, 94.4% for HF, 93.7% for PN and 91.4% for SCIP in the 3rd quarter of calendar year 2009. The next goal we've set is to maintain these scores consistently, in the future.

Ka'u Hospital

Ka'u Hospital passed its annual Medicare survey in August with no deficiencies. Additionally, Ka'u Hospital was awarded a 5 STAR rating.

Ka'u Hospital initiated quarterly quality improvement meetings between County Emergency Medical Services Division, Hilo Medical Center, our emergency department, fire, ambulance and air transport personnel to ensure that critically ill patients who are brought to our hospital, or transported out of our hospital to a higher level of care, receive the best possible care in the most efficient manner. The remote location of our hospital makes this type of service coordination essential to ensuring good outcomes for our patients.

Hale Ho'ola Hamakua

Hale Ho'ola Hamakua successfully passed it's annual Medicare and Department of Health surveys. The facility received a 4 STAR rating.

Yukio Okutsu State Veterans Home

The State Veterans Home successfully passed its 2009 inspection. The Department of Veterans Affairs recognition survey is a very rigid inspection consisting of 158 standards, all of which must be all met during an on site visit to receive recognition by the Department of Veterans Affairs. The Home was recognized in February and certified to receive VA Per Diem payments. Also in February, the State Veterans Home successfully passed both Centers for Medicare and Medicaid Services annual survey.

The Veterans Home operates well above both State and Federal standards requirements. The Centers for Medicare and Medicaid Services (CMS) ranked it a three Star in Overall Quality, Health Inspection, Quality Measures and Staffing; it earned a 5 Star rating for RN STAFFING. 5 Star is the highest awarded rating. To achieve the

rating the Home must meet or exceed CMS thresholds for both RN and total nursing hours per resident day.

SERVICE

Hilo Medical Center

Patient Care Services:

In 2009, Hilo Medical Center initiated 24/7 leadership coverage. We now have nurse leadership around the clock for our physicians and care team.

Also, HMC coordinated an Emergency Department "Fast Track program". Patient wait times have been considerably reduced in the Emergency Department. Seventy-five percent of the patients have a total length of stay of less than 2 hours. Average patient time for placement in an ED room changed from 26 minutes to 16 minutes in 2009.

Outpatient Clinic Operations:

The Pediatric Clinic began operations in October 2008 with our first pediatrician Dr. Tamara Todd and Dr. Eugene Horsley joining the group in April 2009 to provide outpatient clinic, inpatient, and emergency room on-call services. In addition, Dr. Richard Penland joined the group in August 2009.

Hilo Surgical Associates (General Surgery) welcomed Dr. Dan Hudak to the group in August 2008 to complete the 3 physician complement providing outpatient clinic, inpatient, and emergency room on-call services.

Ka'u Hospital

Ka'u Hospital benefited from tremendous community support this year. This support channeled through Ka'u Hospital Charitable Foundation allowed for the purchase of a variety of resources that enabled us to enhance our services.

The Ka'u Red Hats, Ka Lae Quilters and the Ka'u Golf Group raised over \$18,000 to fund the installation of piped-in oxygen to our emergency department.

Further donations and fundraising resulted in the purchase of a new 14 seat wheelchair accessible van to transport long-term care residents, a ventilator for the emergency department, replacement defibrillators, a new EKG machine, air purification machines to improve indoor air quality problems due to vog, a digital scale and a host of smaller equipment and supplies. The total funds raised for improvements were over \$100,000.

Hale Ho'ola Hamakua

Wastewater Treatment Plant – The County of Hawaii is offering to transfer \$276,000.00 to our Honokaa hospital for the easement and transfer of the wastewater treatment plant for Honokaa town sewage system. The money is intended to cover sewage fees for the next 15 years.

Elder Partners of Hamakua – The Honokaa hospital and family continues to be an active participant in the community support group working to meet the growing needs of our elders.

Yukio Okutsu State Veterans Home

Commander John Kimura, USN (ret) coordinated thru the United States Navy Veterans Association that the Home be given a most generous \$2500 dollar gift. Additionally, the Bowlers to Veterans group generously gave a gift of \$250.00 to the Home. The donations are used to enhance health morale and welfare programs in the Home. These programs directly contribute to the quality of life of our residents.

The Home is engaged in the Community having hosted numerous meetings and gatherings of the Rotary, Kiwanis clubs, Chambers of Commerce as well as Disabled American Veterans, Veterans of Foreign Wars and hosting a day of the Korean War Veterans Convention. The Home is becoming a fiber of the community.

GROWTH

Hilo Medical Center

Family Residency Program – In partnership with University of Hawaii John A. Burns School of Medicine (JABSOM), Hilo Medical Center opened the Hawaii Island Family Health Center in order to develop an interdisciplinary family practice residency program for the Big Island. The multidisciplinary program includes nursing, nurse practitioners, pharmacists, psychiatrists, etc.

There was \$4,000,000 in funding originally designated for this program through HB 343. However, the Governor's administration did not release funding. Hilo Medical Center has assumed the majority of the start-up and operational costs. Hilo Medical Center has received funding assistance from multiple sources, including the Hilo Medical Center Foundation, County of Hawaii, HMSA and TriWest. Annual costs are projected to be approximately \$500-600,000.

The overall demand for physician services on the Big Island is estimated to increase by 40% by 2020. Most of this increase can be attributed to the projected population growth (35%). The aging of the population, however, will have a significant impact on the specialties that care for the elderly (i.e. Cardiology, Urology and Ophthalmology), which may see an increase in demand in the 50% range within the same span of years.

Implementation of RIS/PACS System – Hilo Medical Center implemented a Radiology Information System (RIS) on April 13, 2009, followed shortly thereafter by the Picture Archiving and Communication System (PACS) on April 27, 2009.

Big Island Comprehensive Strategic Plan – HMC/East Region, North Hawaii Community Hospital and West Hawaii are collaborating with the Hawaii Island Healthcare Alliance (Big Island stakeholders) on the development of an island wide strategic plan.

Electronic Medical Record (EMR) /Technology – The EMR project had its official Kick-Off Meeting on Wednesday, August 5. Over 30 people attended the meeting comprised of clinicians, physicians, business office personnel, IT members, medical records, registration, financial analyst, MEDITECH Project Manager, and HIA/Infologix consultants. All the hardware has been purchased and is in route to the hospital. The hardware is to be installed and configured by mid-September. Several members of the project leadership team will be traveling to MEDITECH headquarters for additional training in August. The cellular and wireless project also completed its official Kick-Off meeting last month. Engineers will be traveling to Hilo Medical Center during the week of August 10 to perform the site survey and technical assessments. The cellular and wireless capability is scheduled to be operable by October 2009 and January 2010, respectively.

Replacement of Helipad Lights (SLH 2009, Act 162) – Hilo Medical Center is soliciting bids for a design firm familiar with Department of Transportation (DOT) and Federal Aviation Administration (FAA) requirements regarding helipads to assist with the replacement of its helipad lights. HMC is awaiting response from an interested engineering firm and will make a selection in January 2010. Shortly thereafter, it will request the release of funds to pay for the design portion of the project and will move forward to obtain a contractor to perform the actual replacement of lights at the appropriate juncture.

Elevator Modernization Project (SLH 2007, Act 213) – Lerch Bates, Inc., was retained by Hilo Medical Center to complete the specifications for the replacement of its elevators and dumbwaiters in its acute hospital. The specifications portion of the project is complete, and we are now in the design phase. Mitsunaga and Associates was awarded a contract to assist with the development of a construction bid packet for the renovation of the existing elevator shafts, elevator mechanical room, sprinkler system, and air conditioning system to accommodate the new elevators. Because today's elevator system technology is so vastly different from what was used 25 years ago, the specifications and requirements to install new elevators and dumbwaiters will require a great deal of renovation of our existing systems. Barring unforeseen delays, this modernization project is anticipated to be completed by December 2010.

Operating Room Lights Replacement (SLH 2007, Act 213) – The Operating Room Lights Replacement project has been completed. HMC will be making a request to the Department of Budget & Finance at the end of December 2009 to reallocate the remaining funds to its chiller project. Design funds were made available for the replacement of HMC's 400-ton chiller, however, construction funds were not allocated to complete the project. It is with this in mind that the request will be made.

Trauma Services Expansion – HMC is taking the lead in the development of enhanced Trauma Care and treatment for the Big Island. A Trauma Advisory Committee is well on its way.

Ka'u Hospital

Ka'u Hospital had increases in all service lines this year, particularly acute admissions, emergency room visits and rural health clinic visits.

Renovations and Air Conditioning Upgrade (SLH 200, Act 162) - Ka'u Hospital has begun work on the renovations and air conditioning upgrade mentioned in Section 70.1. of Act 162 (SLH 2009). They are working with our Contract Management team to obtain proposals for the design of the system and expect to have a design firm on board by January 2010. Once a design firm is chosen, a request for the release of funds to cover design fees will be submitted to the Department of Budget and Finance for consideration and approval.

Replacement of Nurse Call System (SLH 2009, Act 162) – Work on the replacement of the nurse call system has not yet commenced. Ka'u Hospital is in the midst of an air conditioning upgrade and replacement of its x-ray system that required hazardous materials abatement in areas in which the nurse call system will be installed. As such, the facility has chosen to complete the hazardous abatement and air conditioning upgrades first, and will follow shortly thereafter with replacement of the nurse call system. The phased approach to these projects (hazardous abatement, followed by air conditioning upgrades, replacement of the x-ray system, and finally, the installation of the nurse call system) will ensure that conduit for these systems are placed in the ceiling spaces appropriately.

Emergency Generator Installation (SLH 2007, Act 213) – Ka'u Hospital's installation of its emergency generator is well underway. Design is completed, the generator has been ordered, and Bolton, Inc., anticipates its arrival at the end of January 2010 or beginning of February 2010. Upon arrival, the physical installation, testing, and acceptance of the unit will commence with an anticipated completion date of June 2010.

Hale Ho'ola Hamakua

Emergency room visits continue to have an upward trend in volume. Our facility beds are filled.

Long-Term Care Facility Expansion Project – The Hamakua 28-bed expansion project started in earnest on February 26, 2009, the same day on which Hawaii County issued its building permit. The anticipated completion date for the project is February 26, 2011. As of December 10, 2009, the project was approximately 63% complete. Barring weather and unforeseeable delays, the project will likely be completed ahead of schedule and will utilize the entire amount of CIP funds allocated for the expansion.

Replacement of X-Ray System at Hale Ho'ola Hamakua (SLH 2008, Act 158) – The replacement of Hale Ho'ola Hamakua's x-ray system was done in conjunction with the replacement of Kohala and Ka'u Hospitals replacement of their x-ray systems to take advantage of economies of scale. After a rather lengthy procurement process, all 3 facilities came to agreement on Siemens Medical Solutions USA as the vendor of choice for the replacement of their ailing systems. A contract was signed in November 2009 and preliminary work on the renovation of the exam rooms to accept the new equipment has begun. Siemens will be starting the installation process in Kohala, followed by Hale Ho'ola Hamakua, and will end in Ka'u.

Yukio Okutsu State Veterans Home

The Home began 2009 with 55 Residents (46 Veterans and 9 Widows). Today The Veterans Home is 94% occupied with 94 beds filled (76 Veterans and 18 Spouses and Widows).

Our Contract Management group, Avalon, is installing a medical records module to their American Healthcare Technology program. We anticipate greater efficiency for the State Veteran Home as a result.

FINANCE

Hilo Medical Center Executive Summary – Year-End FY09 Review

The Year-End (YE) FY09 Gross Revenues were \$242M against a budget of \$224M. Increase in revenues is a result of increased census, acute admits, ED and outpatient visits. These increases include acute admits (182), ED visits (2,688 which is an increase of 7.6 average daily visits per day), surgery visits (313). The YTD Operating Revenue is \$100.4M compared to a budget of \$99.6M.

The contractual adjustment actual was \$142M versus the budgeted amount of \$120M. This is due to an increase in Gross Patient Revenue compared to budget. Also due to an accounting change in recording contractual adjustment from bad debt, the Contractual Allowance exceeded budget and the Provision for Bad Debt was lower than budget. Management decided to take into consideration the Recovery Audit Contractor (RAC) potential take backs from October 1, 2007. There were also delays in processing Long Term Care claims in June 2009. Thus, an additional Contractual Allowance was included of \$680K for RAC and \$920K for LTC.

FY09 Total Operating Expenses are \$125M compared to a budget of \$123M, 2% higher than budget. Due to the management of overtime reductions, Salaries and Benefits was \$1.2M lower than budget. Medical Supplies and Drugs were \$1.4M over budget due to higher expenses in surgical supplies (\$1.1M), oxygen (\$45K) and pharmaceutical drugs (\$372K). Purchased Services were \$19.2M versus a budget of \$17.1M. A decrease in registry nurses (\$650K) and software (\$254K) helped to minimize the

additional expenses over budget such as the contracted service of Perot (\$580K) to help with billing, clinical labs (\$1.5M), Imaging (\$80K), Security (\$66K), CIA related expenses (\$62K) and repairs and maintenance costs (\$654K).

The FY 09 Operating Income (Loss) is (\$24.5M) with a budget of (\$23.0M).

After Corporate Overhead and other appropriations, FY09 Net Income (Loss) was (\$930K) against a budget of (\$18.5M). This fiscal year, the decision was made to record the State Appropriation at the hospital level versus at HHSC as done in prior years. A credit of \$20.3M was applied to State Appropriations and a debit of \$13.3M and \$7M to Due to Affiliates and Cash respectively. Due to this change the \$20.3M State Appropriation was recorded in the actual for June but was not budgeted causing the large variance.

Total cash collections were \$101.5M against a budget of \$94.8M. Management has been working with Patient Accounting to improve Accounts Receivable processes and will continue to modify processes during the Electronic Medical Record (EMR) transition.

Ka'u Hospital Summary – Year-End FY09 Review

The Year-End (YE) FY09 Gross Revenues were \$6.0M against a budget of \$6.8M. The decrease in revenues is a result of lower ED visits in FY09. The YTD Operating Revenue is \$4.3M compared to a budget of \$4.9M. The negative variance is due to an accounting change in recording contractual adjustment from bad debt, the Contractual Allowance exceeded budget and the Provision for Bad Debt was lower than budget.

FY09 Total Operating Expenses were \$6.0M compared to a budget of \$6.4M, 6% higher than budget. The variance is primarily due to the need of physician locums.

The FY 09 Operating Income (Loss) is (\$1.7M) with a budget of (\$1.5M).

After Corporate Overhead and other appropriations, FY09 Net Income (Loss) was (\$0.5M) against a budget of (\$1.3M).

FY09 total cash collections were \$5.1M against a budget of \$4.6M.

Hale Ho'ola Hamakua – Year-End FY09 Review

The Year-End (YE) FY09 Gross Revenues were \$9.5M against a budget of \$8.2M. The increase in revenues is a result of higher ED visits and a small increase in CAH patients in FY09. The YTD Operating Revenue is \$8.9M compared to a budget of \$7.8M. The positive variance is due to an accounting change in recording contractual adjustment from bad debt, the Contractual Allowance exceeded budget and the Provision for Bad Debt was lower than budget.

FY09 Total Operating Expenses were \$10.0M compared to a budget of \$10.1M, 1% lower than budget.

The FY 09 Operating Income (Loss) is (\$1.0M) with a budget of (\$2.4M).

After Corporate Overhead and other appropriations, FY09 Net Income (Loss) was \$1.1M against a budget of (\$1.9M).

FY09 total cash collections were \$9.2M against a budget of \$7.6M.

Yukio Okutsu State Veterans Home

The Veterans Benefits, Health Care, and Information Technology Act of 2006 (Pub. L. No. 109-461) authorized the United States Department of Veterans Affairs ("VA") to make payments to State Veterans Homes which provide nursing home care to certain veterans with service-connected disabilities (called the "70% Program").

VA regulations implementing section 211(a) of the statute that took effect earlier this year purport to provide a "higher per diem rate" for veterans with service-connected disabilities, but the program as implemented actually results in significantly lower total amounts being paid to many State Veterans Homes providing nursing home care to these veterans. Unless revised, the program will not provide to many State Veterans Homes their actual cost of care for disabled veterans, despite congressional intent. The problem is particularly urgent; the State of Hawai'i is one of 30 states that are Medicare-certified and/or Medicaid-certified State Veterans Homes. Our Home receives payments for the care of veterans with certain service-connected disabilities under these programs. However, veterans eligible for the "higher per diem rate" are not eligible for Medicare and/or Medicaid funds, and the home must make up the difference. As the number of veterans eligible for the "higher per diem rate", grow (360% in Hawai'i since August 2009) the discrepancy between payments and costs increase thereby threatening our State Home's viability. Administrative measures set into place by the Department of Veterans Affairs relieve only in part the financial burden placed on our Home. In addition, Hawai'i County, as you may know, has a severe shortage of doctors as well as specialty medical services; many of these specialty services are offered only on the island of Oahu.

The rapid growth of the 70% Program-eligible veterans in our Home has been duplicated nationwide; because of that growth, many states have constrained admission of veterans under the new program. On one hand, the Yukio Okutsu State Veterans Home - Hilo is proud to report that it is nearly at capacity (99% filled) and soon will need to establish a waiting list. However, the first consideration in admission via the wait list is the severity of disability.

We are working closely with the National Association of State Veterans Homes who has proposed technical amendments to the 70% Program that are reflected in a bill (H.R. 4241) introduced by Representative Michael H. Michaud, who chairs the House Committee on Veterans' Affairs Subcommittee on Health. The amendments contained in H.R. 4241 will allow all State Veterans Homes greater flexibility in admission and care

of their veterans with service-connected disabilities without jeopardizing the future of the Homes.

Respectfully submitted,

Howard N. Ainsley
East Hawaii Regional CEO

Hawaii Health Systems Corporation West Hawaii Region

July 1, 2008 – June 30, 2009

On behalf of the employees, physicians, volunteers, management and board of the HHSC West Hawaii Region (Kona Community Hospital and Kohala Hospital) we are pleased to submit this brief report highlighting our accomplishments of the last fiscal year.

QUALITY

Kona Community Hospital (KCH) successfully completed its triennial Joint Commission accreditation survey in August 2008. Like most organizations, we were awarded three-year Accreditation with Requirements for Improvements. In November, our improvement action plan was accepted; by March 2009, all requirements were resolved.

Kohala Hospital (KOH) successfully completed its annual unannounced Department of Health survey with only two findings which were subsequently corrected.

KCH is proud of the significant improvement in our clinical quality measures. This high-visibility initiative required persistence and ongoing reinforcement and partnering with our physicians. The overall quarterly composite score improved from a low of 65% (2006) to 97% (June 2009).

WORKFORCE

There was considerable change in the executive management team composition, including the promotion of the Chief Operating Officer to Chief Executive Officer, the promotion (and subsequent transfer) of the KCH Chief Nursing Officer to serve as the Administrator of Kohala Hospital. With the assistance of an executive search firm, we also hired an experienced Chief Financial Officer.

Management is committed to maintaining open communication and positive relationships with employees. To this end, a variety of employee engagement activities were implemented during the year. These included: monthly "Breakfast with the Boss" meetings (five staff-level employees, selected by the department manager, meet with the CEO), quarterly "Lunch with Labor" meetings with the elected union shop stewards, regular "Townhall" meetings, the creation of manager and employee of the month recognition programs as well as "celebrations" during National Nurse and Hospital Weeks.

In May, we began efforts to develop health care leaders in West Hawaii. Modeled after MBA programs, a twelve month syllabus, focusing on leadership, management and organizational development was created. The first cohort will start in September 2009.

PHYSICIAN RETENTION & RECRUITMENT

Physician satisfaction is critical to retaining physicians. To better understand and measure satisfaction, KCH has conducted an annual opinion survey for the past two years. Compared to FY08, there was an overall 11% increase in satisfaction - with improvement on 31 of 39 questions in FY09.

Like many rural areas, the region continues to experience challenges with recruiting and retaining physicians. The problem is exacerbated by the high-cost of island life and low reimbursement. To address the challenge, KCH works closely with Alii Health – an affiliated

multi-specialty medical group. There have been some early successes -- since its inception two years ago, Alii Health has recruited seven new physicians, two nurse practitioners and one physician assistant. Alii Health also hired three physicians already practicing in our community. Unfortunately, during the last fiscal year, two physicians gave formal notice of their intent to leave Hawaii -- both for family reasons.

FACILITIES

In FY09, KOH completed planning efforts to renovate and upgrade the structure and interior of this aging facility. Using CIP funds, the program focuses on post-earthquake repairs and renovating patient bathrooms to achieve ADA compliance utilizing CIP funds.

The Kona Hospital Foundation provided a \$29,000 grant to purchase materials to install wainscot wall covering in patient rooms on the medical-surgical unit. The wainscot provides a barrier that protects walls from damage caused by gurney and furniture impact and enhances infection prevention and control by allowing easy wipe-down of surfaces.

CLINICAL SERVICES & TECHNOLOGY

In February 2009, KCH executed an agreement with the Hawaii Department of Health to participate in the statewide trauma system with the goal of achieving Level III status. We received start-up funding of \$250,000 to pay the salaries of the part-time program coordinator and medical director and to partially subsidize physician call expenses.

Through funding provided by the Kona Hospital Foundation, the first phase of the Emergency Department Renovation project was completed in July 2009 -- this added four additional ER beds, a triage area, a new nursing station, new flooring, and upgrade of the security system. The Kona Hospital Foundation also secured a \$100,000 grant to fund the new nurse call system and to enhance signage.

KCH installed a new pharmacy information system in November 2008, replacing three obsolete systems and facilitating increased automation of the purchasing, inventorying and billing of pharmaceutical drugs. It has improved work flow and enhanced patient safety and medication management practices.

In May 2009, KCH installed a Radiology Information System/Picture Archiving and Communication System - which allows for electronic scheduling, storage and organization of diagnostic imaging studies. We are grateful to HMSA for providing a \$504,000 grant from their Initiative for Innovation and Quality to partially subsidize the expense.

KOH purchased a portable x-ray machine in November 2008 using grants provided by HMSA (\$15,000) and the Kohala Hospital Charitable Foundation (\$23,000). KOH also completed a request-for-proposal process to upgrade the radiology room - purchase and installation of the new equipment is expected in FY10.

In March 2008, KCH, Kona-based physicians and Hawaii Pacific Health Partners partnered to create "Kona Ambulatory Surgery Center, LLC" to enhance access to lower-cost surgical service in the Kona marketplace. During FY09, the new company secured financing, developed plans, successfully completed the Certificate-of-Need process and obtained various building permits for construction. The Center is expected to open by January 2010.

REVENUE CYCLE IMPROVEMENT

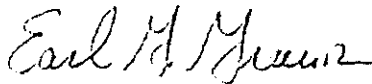
During FY09, the primary focus of the Revenue Cycle was to address opportunities in the following processes: charge capture, point-of-service collections, business office efficiency, supply acquisition and cost reduction initiatives.

Registration staff was deployed to two point-of-service locations: the emergency department and out-patient radiology, which improved data collection for billing purposes as well as collection of co-payments and deductibles – the benefit is estimated at \$480K annually.

We improved performance on a key metric: Days in Accounts Receivable (an approximation of how long it takes to collect payment for services once a patient is discharged) favorably declined from 64 in June 2008 to 53 by June of 2009.

Like all hospitals across the nation, we continue to face serious issues that challenge our ability to deliver health care services to our communities. Moving forward in 2010, we will endeavor to improve the levels of quality and service. We have a tough road ahead of us. Yet, our employees remain committed and dedicated to our goal to provide safe, effective and efficient patient care to best address the health care needs of our community now and for many years to come.

Respectfully submitted,



Earl G. Greenia
Chief Executive Officer

Elizabeth Heiman-Zagarodney
Chair, Board of Directors

Report to the Legislature

Attachments:

1. HHSC Budget Briefing Presentations to the Senate Committee on Ways and Means and the House Committee on Finance, January 14, 2010
2. HHSC Informational Overview, FY 2003 – 2009



HAWAII HEALTH SYSTEMS
C O R P O R A T I O N

"Touching Lives Every Day"

**Hawaii Health Systems Corporation (HHSC)
Budget Briefing
Fiscal Year 2010-2011**

**Presented To
The House Committee on Finance Representative Marcus R. Oshiro, Chair
Representative Marilyn B. Lee, Vice Chair**

**January 14, 2010
9:00 a.m.
- Conference Room 308
Hawaii State Capitol**

**By
Alice M. Hall, Interim President and Chief Executive Officer
Edward N. Chu, Interim Chief Financial Officer**

3675 KILAUEA AVENUE • HONOLULU, HAWAII 96816 • PHONE: (808) 733-4020 • FAX: (808) 733-4028

HILO • HONOKAA • KAU • KONA • KOHALA • WAIMEA • KAPAA • WAILUKU • KULA • LANAI • HONOLULU
www.hhsc.org <<http://www.hhsc.org>>



HAWAII HEALTH SYSTEMS
C O R P O R A T I O N

"Touching Lives Every Day"

**Hawaii Health Systems Corporation (HHSC)
Budget Briefing
Fiscal Year 2010-2011**

**Presented To
The Senate Committee on Ways and Means
Senator Donna Mercado Kim, Chair
Senator Shan S. Tsutsui, Vice Chair**

**January 14, 2010
1:30 p.m.
Conference Room 211
Hawaii State Capitol**

**By
Alice M. Hall, Interim President and Chief Executive Officer
Edward N. Chu, Interim Chief Financial Officer**

3675 KILAUEA AVENUE • HONOLULU, HAWAII 96816 • PHONE: (808) 733-4020 • FAX: (808) 733-4028

HILO • HONOKAA • KAU • KONA • KOHALA • WAIMEA • KAPAA • WAILUKU • KULA • LANAI • HONOLULU
www.hhsc.org <<http://www.hhsc.org>>

Mission Statement

OUR MISSION IS...

Providing and enhancing accessible, comprehensive, health care “safety net” services that are:

- Quality-Driven
- Customer-Focused
- Cost-Effective

Economic Impact

Hawaii hospitals face an ever-changing and extremely challenging health care environment today, with challenges such as:

- Inadequate government and third-party payer reimbursements for quality healthcare services.
- Long-term care waitlist.
- Escalating costs related to physician recruitment and retention.
- Higher utilization and costs of prescription drugs.
- The need for capital reinvestment in new technology, particularly in electronic medical records.

Additional major issues impacting HHSC’s financial viability include:

- Aging facilities, with extensive life and safety code issues, well beyond the average for similar facilities across the country.
- Exceptional leave benefits and other labor issues that place HHSC’s labor costs roughly 15% above the national norms.
- High costs of conducting business in Hawaii, as an island state.
- Small scale operations, which are costly to maintain.
- Procurement code inefficiencies.

OPERATIONAL ANALYSIS:

- For the five months ended November 30, 2009, the amount of acute care admissions at HHSC’s three major acute facilities (Hilo Medical Center, Maui Memorial Medical Center, and Kona Community Hospital) was running 6.5% behind the amount for the same period in the prior year.
- For the five months ended November 30, 2009, the gross revenue payor mix has been fairly consistent with that of fiscal year 2009, with a slight increase in QUEST volume for Hilo Medical Center and Kona Community Hospital, and a slight increase in Medicaid volume for Maui Memorial Medical Center.

- Emergency department visits for Hilo Medical Center, Kona Community Hospital, and Maui Memorial Medical Center have grown consistent with the growth in emergency department visits for all Hawaii hospitals statewide since July 2008.
- HHSC's long-term care occupancy percentage is still very high at 91.5% for the five months ended November 30, 2009.
- HHSC's facilities continue to deal with long-term care waitlist issues. At November 30, 2009, Hilo Medical Center had eight patients waiting for SNF/ICF beds and seven other patients waiting for home or community long-term care services, and Maui Memorial Medical Center had 35 patients waiting for SNF/ICF beds.

FINANCIAL ANALYSIS:

- HHSC has experienced difficulty in managing its cash flow due to inconsistent payments for patient services from the administrators of the QUEST Expanded Access Plans (Evercare and Ohana). The timeliness of these payments are especially critical for HHSC's critical access hospitals and long-term care facilities, as payments from the QUEST Expanded Access Plans can account for as much as 90% of their patient cash collections. The payment delays are often due to rejections of patient claims submitted by HHSC without much explanation. HHSC management has tried to work with the staff and management of Evercare and Ohana to resolve the issues, but often receive little to no response.
- At June 30, 2009, HHSC's system-wide accounts payable balance was approximately \$42 million, resulting in days in accounts payable of 92.6 days, which means it takes 92.6 days on average for HHSC to pay its vendors. All three of HHSC's major acute facilities have days in accounts payable greater than 70 days. By contrast, according to Standard & Poor's RatingsDirect report dated July 7, 2009 on U.S. Not-for-Profit Healthcare Medians, the median days in accounts payable for not-for-profit hospitals as of December 31, 2008 was 61.7 days. These high accounts payable balances were carried over into fiscal year 2010, and although HHSC's system-wide accounts payable balance has decreased to approximately \$37 million at November 30, 2009 (representing 82.6 days in accounts payable), HHSC's facilities are still experiencing continual stress from critical vendors who are seeking more timely payment.
- For the five months ended November 30, 2009, operating revenues were \$185.7 million, which was behind budget by approximately \$706,000 or 0.4%. For the five months ended November 30, 2009, operating expenses were \$210.4 million, which was ahead of budget by \$16.8 million or 7.4%. This resulted in a favorable in operating loss of \$24.7 million, which was better than budget by \$16.1 million or 39%. The favorable budget variance is a result of unbudgeted supplemental payments received from the Department of Human Services of \$5.5 million in accordance with the State of Hawaii budget bill, the 5% pay cut for all exempt-excluded and HGEA employees of HHSC effective 10/1/09, a decrease in the fringe benefit rate from the budgeted rate of 41.91% to 38.29%, and the result of general scrutiny of unfilled positions and other expenditures to minimize the cost of the system to the State of Hawaii.

- Despite HHSC's overall positive performance against budget, there are still some HHSC facilities that are experiencing financial stress. As of November 30, 2009, West Hawaii Region and Kauai Region had drawn down their third quarter allocation of HHSC's general fund appropriation, leaving them with only the fourth quarter general fund appropriation to last the remainder of the fiscal year. As of November 30, 2009, six of HHSC's twelve hospitals had days cash on hand of only 30 days or less (which indicates how long the hospital can sustain its operations given its current cash balance), and the highest days cash on hand for any of its twelve facilities was 80 days. By contrast, according to FitchRatings "NonProfit Hospital and Healthcare System Medians – 2009" report, the median days cash on hand for nonprofit hospitals and healthcare systems for 2009 was 151.6 days.

Alternatives Considered

In compliance with the proviso in Act 162 (Part III, Section 31) of the 2009 Legislative Session, in September 2009, HHSC engaged Stroudwater Associates to review the system, and each of the regions (i.e., East Hawaii, West Hawaii, Maui, Oahu, and Kauai). Stroudwater's evaluation included stakeholder interviews, strategic and operational assessments, findings, analysis, and recommendations. The briefings on the preliminary report occurred during the week of December 14th, with the five regions and their respective Regional Boards, the Corporate Board and leadership team, House and Senate leadership, and the Lingle administration. The report was finalized and submitted to the Legislature during the week of December 28th.

At this point, the review and discussion phase is scheduled: Information about where the opportunities and challenges are with relation to the report's recommendations will need to be discussed further by each of the regions and their respective boards.

At this point, the HHSC Corporate Board is confident that each of the regions will be able to present their own recommendations on where we are and where we should be going. And based on that information, HHSC will be able to make its best decision on its future direction.

It is important that the HHSC Corporate Board protects the integrity of this process so that the regions and other HHSC stakeholders are able to develop their best points of view and advance them to the Legislature for consideration in the development of appropriate legislation in the 2010 session.

Tables 1 – 16

- Table 1: Department-Wide Budget Summary
- Table 2: Priority List of Functions
- Table 3: Resources by Program ID
- Table 4: Current Year (FY10) Restrictions
- Table 5: Proposed FY11 Reductions
- Table 6: Proposed FY11 Additions
- Table 7: Non-general Funds
- Table 8: Emergency Appropriation Requests
- Table 9: Budget Decisions
- Table 10: Vacancy Reports
- Table 11: Personnel Separations
- Table 12: New Hires
- Table 13: Reduction in Force (RIF) Actions
- Table 14: Expenditures Exceeding Federal Fund Ceiling
- Table 15: Intradepartmental Transfers
- Table 16: Capital Improvement Program (CIP) Budget

Hawaii Health Systems Corporation
Department-wide Budget Summary

Table 1

Fiscal Year (FY) 2010					
Act 162/09 Appropriation (a)	Restriction (b)	Emergency Appropriation (c)	Total FY10 (d)	MOF	
98,260,894			98,260,894	A	
485,811,106	(31,709,302)		454,101,804	B	
5,000,000			5,000,000	V	
			-	T	
			-	U	
			-	W	
589,072,000	(31,709,302)	-	557,362,698	Total	
Fiscal Year (FY) 2011					
Act 162/09 Appropriation (e)	Reductions (f)	Additions (g)	Total FY11 (h)	MOF	
83,878,654			83,878,654	A	
507,125,106	(33,823,255)	15,000,000	488,301,851	B	
50,000,000			50,000,000	V	
			-	T	
			-	U	
			-	W	
641,003,760	(33,823,255)	15,000,000	622,180,505	Total	

Hawaii Health Systems Corporation
Priority List of Functions

Table 2

Pri #	Description of Function	Activities	Prog ID(s)	Statutory Reference
	<p><u>Operate Community Hospitals.</u></p> <p>Provision of emergency department services and extensive range of acute care hospital services at Maui Memorial Medical Center (Maui Region), Hilo Medical Center (East Hawaii Region), and Kona Community Hospital (West Hawaii Region).</p> <p>Operate physician clinics as necessary to provide continuity of care and support for hospital services.</p>	<p>Maui Memorial Medical Center - Acute care hospital services, radiology services (CT Scan, MRI, ultrasound, nuclear medicine, thallium stress treadmills, general angiography, interventional services, cardio version, ablations, EP studies, cardiac catheterization, pacemakers, ERCP, and stereotactic mammography), cardiac and ICU, progressive care unit, adult and adolescent psychiatric unit, physical therapy, occupational therapy, recreational therapy, speech therapy, outpatient surgery, acute inpatient dialysis, inpatient surgery, obstetrics/gynecology, cancer center (medical oncology/radiation oncology), 24-hour emergency/urgent care services, pharmacy, respiratory therapy, pediatrics, telemetry, EEG, laboratory, echocardiography, Tran esophageal echos, treadmill stress tests, neurosurgery, cardiovascular surgery, endoscopy, nutrition counseling, general medical surgical units, outpatient observation unit, and wound/ostomy care.</p>	<p>HTH 212</p>	<p>Act 262 SLH 1996, Section 20. It is the intent of this Act that all rights, powers, functions, assets, and operations of the Division of community hospitals be conveyed to the HHSC, such that all of the activities and services of the division of community hospital be continued without interruption by the corporation.</p> <p>Act 290 SLH 2007 and Chapter 323F, HRS charge the HHSC corporate board of directors and the regional systems boards of directors to provide healthcare services to these communities.</p> <p>Act 182 SLH 2009 provides a process for any planned substantial reduction or elimination of direct patient services by the respective regional system boards of directors, unless legislation is enacted for reinstatement and continuation of the subject direct patient care services and includes an appropriation to adequately fund the mandated services.</p>
		<p>Hilo Medical Center - Acute care hospital services, skilled nursing/long term care services, 24-hour physician staffed emergency services, cardiology services, inpatient dialysis, maternity services, gynecology services, pediatric services, adult psychiatric services, radiology services, urology services, neurology services, angiography and interventional radiology, telemedicine, surgical services, subspecialty surgical services (vascular, orthopedics, ophthalmology, otorhinolaryngology, urology), psychiatry, wound and ostomy services, endoscopy, outpatient surgery clinic, oncology, pharmacy, EEG, laboratory and blood bank services, food and nutrition counseling, home health, rehab services (PT, OT, speech and recreational), respiratory therapy, and social services.</p>		

Hawaii Health Systems Corporation
Priority List of Functions

Table 2

Pri #	Description of Function	Activities	Prog ID(s)	Statutory Reference
		Kona Community Hospital - Acute care hospital services, skilled nursing/long term care services, 24-hour emergency services, inpatient and outpatient services, obstetrics/gynecology, medical/surgical, ICU, behavioral health, outpatient nursing services (chemotherapy), physical therapy, occupational therapy, speech therapy, respiratory therapy, pharmacy, laboratory and pathology services, radiology services (MRI, CT Scan, Ultrasound, Echo, Nuclear Medicine), cardiology, and radiation therapy, physician specialties (general surgery, internal medicine, cardiology, medical oncology, radiation oncology, pediatrics, OB/GYN, urology, ENT, ophthalmology, plastic surgery, orthopedics, psychiatry, gastroenterology).		
	<u>Operate Critical Access Hospitals.</u> Provision of emergency department service and other acute care and long term care services to rural communities for which services would otherwise not be provided. Operate physician clinics as necessary to provide continuity of care and support for hospital services. Kauai Region: West Kauai Medical Center/Kauai Veterans Memorial Hospital and Samuel Mahelona Memorial Hospital Maui Regions: Kula Hospital and Lanai Community Hospital West Hawaii Region: Kohala Hospital East Hawaii Region: Hale Hoola Hamakua and Kau Hospital	Kauai Veterans Memorial Hospital - Critical Access Hospital services (acute and long term care), 24-hour emergency services, cardiac care, surgical services (inpatient/outpatient), staff radiologist, staff orthopedic surgeon, inpatient and outpatient radiology (CT scan, ultrasound, mammography), fetal ultrasound consultation arrangement with Kapiolani Medical Center, cardiac ultrasound arrangement with Queen's Medical Center, physical therapy, occupational therapy, pharmacy, respiratory therapy, OB/GYN services, mother/baby care, pediatric care, nutrition counseling, laboratory services, social services, and off-site multi-specialty clinics.	HTH 212	Act 263 SLH 1966, Section 20. Act 290 SLH 2007 and Chapter 323F HRS. Act 182 SLH 2009. Federal Rural Hospital Flexibility Program (MRHFP). Created by Congress as part of the 1997 Balance Budget Act, Critical Access Hospitals (CAH) program is part of the MRHFP. Act 262, SLH 2007, Section 4 (amended subsection 346-59(a) HRS), requiring "payments to CHHs for service rendered to Medicaid beneficiaries shall be calculated on a cost basis using Medical reasonable cost principles."
		SMMH - Critical Access Hospital services (acute and long term care), 24-hour emergency services, inpatient services (pharmacy, social services, physical therapy, occupational therapy, speech therapy, recreational therapy, dietitian counseling), outpatient services (laboratory, physical therapy, radiology, and occupational therapy), adult inpatient psychiatric services, detoxification services, and inpatient tuberculosis services.		
∞		Kula Hospital - Critical Access Hospital services (acute and long term care), 24-hour emergency services, developmentally disabled inpatient services (ICF-MR), Alzheimer's and dementia care, family practice clinic services, pharmacy services, physical therapy services, occupational therapy services, laboratory services, and radiology services.		

Hawaii Health Systems Corporation
Priority List of Functions

Table 2

Pri #	Description of Function	Activities	Prog ID(s)	Statutory Reference
		Lanai Community Hospital - Critical Access Hospital services (acute and long term care), 24-hour emergency services, limited laboratory services, limited radiology services, and dialysis services.		
		Kohala Hospital - Critical Access Hospital services (acute and long term care), 24-hour emergency services, inpatient and outpatient, laboratory and radiology services.		
		HHH - Critical Access Hospital services (acute and long term care), 24-hour emergency services, inpatient services (physical therapy, occupational therapy, speech therapy, social services, radiology, laboratory), outpatient services (laboratory and radiology), nutrition services, and volunteer services.		
		Kau Hospital - Critical Access Hospital services (acute and long term care), 24-hour emergency services, inpatient services (radiology, physical therapy, occupational therapy, speech therapy, laboratory), outpatient services (laboratory, radiology, and pharmacy), primary care clinic (family practice and internal medicine), and geriatric medicine.		
	<u>Operate Long Term Care Facilities.</u> Oahu Region: Leahi Hospital and Maluhia, a long term care facility	Leahi - Long term care inpatient services, acute inpatient TB unit, outpatient TB services, geriatric outpatient clinic, adult day health services, pharmacy services, recreational therapy, nutrition services, social services, physical therapy services, occupational therapy services, speech therapy services, laboratory services, and radiology services. Maluhia - Long term care inpatient services, adult day health services, home care services, primary care clinic, nutrition services, social services, radiology services, physical therapy, occupational therapy, speech therapy, and recreational therapy.	HTH 212	Act 262 SLH 1996, Section 20. Act 290 SLH 2007 and Chapter 323F, HRS. Section 325-78 HRS requires the State department of health to provide diagnostic, medical or treatment services relating to tuberculosis treatment or control. Leahi operates 4 beds for tuberculosis patients.
	<u>Operate Home Health Program.</u> East Hawaii Region: Hilo Medical Center Home Health Program	Nursing care services, occupational therapy, physical therapy and occupational therapy services, medical social services, speech pathology, home health aide services.	HTH 212	Act 262 SLH 1996, Section 20. Act 290 SLH 2007 and Chapter 323F, HRS.

Hawaii Health Systems Corporation
Priority List of Functions

Table 2

Pri #	Description of Function	Activities	Prog ID(s)	Statutory Reference
	<p><u>HHSC Corporation.</u> Policy formulation, hospital governance, business development, quality assurance, strategic direction, planning and coordination, financial management, legal counsel, personnel management, materials management, information systems, and technical services to support its community hospitals. HHSC facilities - Primary hospital acute care provider on neighbor islands, and, in most instances the only in-patient hospital services in rural locations. Acute inpatient services include surgical, medical, critical care, obstetrics, pediatric, and psychiatric care. Outpatient care services include ambulatory surgery, home health, and emergency room services. Clinical services include nursing, anesthesiology, central supply, radiology, oncology, pathology, respiratory therapy, physical and occupational therapy, social services, pharmacy, and dietary. Support services include processing, medical records, logistics, housekeeping, and maintenance.</p>	<p>HHSC Corporation - Administrative and governance support services, financial support services, human resource support services, information technology support services, legal support services, and public relations support services.</p>	<p>HTH 210</p>	<p>Act 262 SLH 1966, Section 20. Act 290 SLH 2007 and Chapter 323F, HRS. Act 182 SLH 2009.</p>
	<p><u>Kahuku Hospital.</u> Provide quality health care and promote wellness in our community in a professional, caring, culturally sensitive and financially responsible manner.</p>	<p>Kahuku Hospital - Critical Access Hospital services, 24-hour emergency room services, diagnostic/ancillary department.</p>	<p>HTH 211</p>	<p>Act 4 SLH 2007 transferred Kahuku Hospital operations to the Hawaii health systems corporation.</p>

Hawaii Health Systems Corporation
Resources by Program ID

Table 3

Prog ID/Org	Program Title	As budgeted in Act 162/09 (FY11)			Governor's Submittal (FY11)			MOF
		Pos (P)	Pos (T)	\$\$\$	Pos (P)	Pos (T)	\$\$\$	
HTH 210/LA	Hawaii Health Systems Corporation - Corporate Office			238,654			238,654	A
HTH 210/LA	Hawaii Health Systems Corporation - Corporate Office	53.50		13,326,106	53.50		12,963,020	B
HTH 210/LA	Hawaii Health Systems Corporation - Corporate Office			50,000,000			50,000,000	V
HTH 211/LR	Kahuku Hospital			1,500,000			1,500,000	A
HTH 212/LS	Hawaii Health Systems Corporation - Regions			82,140,000			82,140,000	A
HTH 212/LS	Hawaii Health Systems Corporation - Regions	2780.75		493,800,000	2780.75		475,339,831	B

Hawaii Health Systems Corporation
Current Year (FY10) Restrictions

Table 4

<u>Prog ID</u>	<u>Restriction \$\$\$</u>	<u>Impact</u>	<u>MOF</u>
HTH 210/LA	624,000	Mandatory furlough savings from the Governor. The amount of the restriction needs to be reduced as HHSC negotiated a five percent (5%) temporary pay reduction with HGEA in lieu of furloughs.	B
HTH 212/LS	31,085,302	Mandatory furlough savings from the Governor. The amount of the restriction needs to be reduced as HHSC negotiated a five percent (5%) temporary pay reduction with HGEA in lieu of furloughs.	B

Hawaii Health Systems Corporation
Proposed FY11 Reductions

Table 5

<u>Type</u> (CB / RIF/ OA)	<u>Description of Reduction</u>	<u>Impact of Reduction</u>	<u>Prog ID</u>	<u>Pos (P)</u>	<u>Pos (T)</u>	<u>\$\$\$</u>	<u>MOF</u>	<u>Carry-over? (Y/N)</u>
CB	Labor Cost Reduction and Other Cost Adjustment	Furlough savings imposed by the Governor. The amount of the reduction needs to be reduced as HHSC negotiated a five percent (5%) temporary pay reduction with HGEA in lieu of furloughs.	HTH 210/LA			652,424	B	Y
CB	Labor Cost Reduction and Other Cost Adjustment	Furlough savings imposed by the Governor. The amount of the reduction needs to be reduced as HHSC negotiated a five percent (5%) temporary pay reduction with HGEA in lieu of furloughs.	HTH 212/LS			33,170,831	B	Y

Hawaii Health Systems Corporation
Proposed FY 11 Additions

Table 6

<u>Description of Addition</u>	<u>Prog ID</u>	<u>Pos (P)</u>	<u>Pos (T)</u>	<u>\$\$\$</u>	<u>MOF</u>
Special Fund Ceiling Increase - To increase the special fund ceiling to allow the Corporate Office to work within an appropriate expenditure level. HHSC negotiated a five percent (5%) temporary pay reduction with HGEA in lieu of furloughs and this increase will restore a portion of the 13.85 % budget reduction target imposed by the Governor to HHSC.	HTH 210/LA			289,338	B
Special Fund Ceiling Increase - To increase the special fund ceiling to allow the Corporate Office to work within an appropriate expenditure level. HHSC negotiated a five percent (5%) temporary pay reduction with HGEA in lieu of furloughs and this increase will restore a portion of the 13.85 % budget reduction target imposed by the Governor to HHSC.	HTH 212/LS			14,710,662	B

Hawaii Health Systems Corporation
Non-general funds (excluding Federal Funds)

Table 7

<u>Name of Fund</u>	<u>Unencumbered Cash Balance</u>	<u>MOF</u>	<u>Statutory Reference</u>
Corporate Office	9,479,722.03	B	Section 323F-7
Hilo Medical Center	17,784,829.16	B	Section 323F-7
Hale Ho'ola Hamakua	130,212.51	B	Section 323F-7
Kau Hospital	210,579.41	B	Section 323F-7
Kohala Hospital	966,516.60	B	Section 323F-7
Kona Community Hospital	2,754,185.33	B	Section 323F-7
Maui Memorial Medical Center	3,553,131.63	B	Section 323F-7
Kula Hospital	2,619,279.88	B	Section 323F-7
Lanai Community Hospital	150,305.90	B	Section 323F-7
Kauai Veterans Memorial Hospital	2,970,708.14	B	Section 323F-7
Samuel Mahelona Memorial Hospital	326,890.28	B	Section 323F-7
Leahi Hospital	2,724,074.52	B	Section 323F-7
Maluhia	3,640,072.00	B	Section 323F-7

Hawaii Health Systems Corporation
Emergency Appropriation Requests

Table 8

<u>Prog ID</u>	<u>Description of Request</u>	<u>FTE</u>	<u>\$\$\$</u>	<u>MOF</u>
	None			

Hawaii Health Systems Corporation
Budget Decisions

Table 9

Prog ID/Org	Description	MOF	Department Request			Budget & Finance			Governor's Decision		
			Pos (P)	Pos (T)	\$\$\$	Pos (P)	Pos (T)	\$\$\$	Pos (P)	Pos (T)	\$\$\$
HTH 210/LA	Labor Cost Reduction and Other Cost Adjustment	B			(652,424)			(652,424)			(652,424)
HTH 210/LA	Special Fund Ceiling Increase	B			289,338			289,338			289,338
HTH 212/LS	Labor Cost Reduction and Other Cost Adjustment	B			(33,170,831)			(33,170,831)			(33,170,831)
HTH 212/LS	Special Fund Ceiling Increase	B			14,710,662			14,710,662			14,710,662

HAWAII HEALTH SYSTEMS CORPORATION
VACACY REPORT as of November 30, 2009

Page 1 of 21
Table 10
2010 Budget Briefing

Vacancy Date	Position Title	Position Number	Exempt (Y/N)	Budgeted Amount	Actual Salary Last Paid	MO F	Prog ID (Facility)	Authorized to Fill (Y or N)
4/5/2000	LICENSED PRACTICAL NURSE FP	34620		\$37,248.00	\$21,432.00	B	SAMUEL MAHELONA MEM HOSP	N
4/20/2001	JANITOR II	53947		\$ -	\$33,228.00	B	LEAHI HOSPITAL KAUAI VETERANS MEMORIAL	N
6/5/2001	BLDG & GRDS SUPVR II	24515		\$49,827.00	\$ 23.93	B	HOSP	N
8/4/2001	STUDENT HELPER II	108808	Y	\$ -	\$ 6.50	B	MALUHIA	N
8/17/2001	STUDENT HELPER I	108777	Y	\$ -	\$ 5.25	B	MALUHIA	N
9/5/2001	REGISTERED PROF NURSE VI	18160		\$ -	\$49,200.00	B	LEAHI HOSPITAL	N
10/22/2001	OCCUP THERAPY ASST ENTRY	53643		\$ -	\$25,500.00	B	LEAHI HOSPITAL	N
12/19/2001	CERTIFIED NURSE AIDE FP	54533		\$32,736.00	\$ 13.41	B	KONA COMMUNITY HOSPITAL	Y
2/21/2002	CLERK II	54797		\$23,688.00	\$ 11.39	B	KONA COMMUNITY HOSPITAL	N; 2008 RIF
7/31/2002	REGISTERED PROF NURSE VI	54952		\$ -	\$56,460.00	B	LEAHI HOSPITAL	N
8/3/2002	STUDENT HELPER II	108809	Y	\$ -	\$ 7.50	B	MALUHIA	N
8/24/2002	STUDENT HELPER II	108531	Y	\$ -	\$ 7.50	B	LEAHI HOSPITAL	N
2/15/2003	PER DIEM NURSE	108657	Y	\$ 37.17	\$ 26.25	B	KOHALA HOSPITAL	Y
4/28/2003	CERTIFIED NURSE AIDE FP	55101		\$32,739.00	\$23,700.00	B	LEAHI HOSPITAL	Y
7/6/2003	BLDG MAINT WORKER II	19819		\$47,268.00	\$ 18.31	B	MAUI MEM MEDICAL CENTER	Y
8/13/2003	CERTIFIED NURSE AIDE FP	20270		\$32,736.00	\$23,700.00	B	KONA COMMUNITY HOSPITAL	Y
8/24/2003	STUDENT HELPER II	100907	Y	\$ -	\$ 7.50	B	LEAHI HOSPITAL	N
12/31/2003	LICENSED PRACTICAL NURSE FP	26887		\$38,256.00	\$35,580.00	B	MAUI MEM MEDICAL CENTER	Y
3/6/2004	PER DIEM NURSE	108759	Y	\$ -	\$ 26.25	B	LEAHI HOSPITAL	N
3/10/2004	PER DIEM NURSE	108762	Y	\$ -	\$ 26.25	B	LEAHI HOSPITAL KAUAI VETERANS MEMORIAL	N
6/23/2004	PER DIEM LPN	108972	Y	\$13,457.00	\$ 14.50	B	HOSP	N
7/28/2004	STUDENT HELPER I	100992	Y	\$ -	\$ 7.50	B	MALUHIA	N
11/1/2004	PER DIEM CNA	109130	Y	\$ -	\$ 11.99	B	MALUHIA	N
11/1/2004	PER DIEM CNA	109133	Y	\$ -	\$ 11.99	B	MALUHIA	N
11/1/2004	PER DIEM CNA	109134	Y	\$ -	\$ 11.99	B	MALUHIA	N
11/1/2004	PER DIEM CNA	109135	Y	\$ -	\$ 11.99	B	MALUHIA	N
3/8/2005	LICENSED PRACTICAL NURSE FP	18304		\$ -	\$21,912.00	B	LEAHI HOSPITAL	N
3/16/2005	ADMITTING CLERK II	55394		\$35,064.00	\$ -	B	MAUI MEM MEDICAL CENTER	Y
7/1/2005	STAFF SURGEON	109184	Y	\$ -	\$ -	B	HILO MEDICAL CENTER	N
7/1/2005	PROCUREMENT & SUPPLY SPCLT I	55434		\$36,024.00	\$ 26.68	B	MAUI MEM MEDICAL CENTER	Y
7/9/2005	OCCUPATIONAL THERAPIST II	18374		\$ -	\$38,112.00	B	LEAHI HOSPITAL	N
7/16/2005	PER DIEM CNA	109063	Y	\$ -	\$ 12.00	B	LEAHI HOSPITAL	N
8/1/2005	BIOMED ENG TECH III	20629		\$53,532.00	\$ -	B	HILO MEDICAL CENTER KAUAI VETERANS MEMORIAL	Y
8/4/2005	PER DIEM LPN	108971	Y	\$13,457.00	\$ 14.50	B	HOSP KAUAI VETERANS MEMORIAL	N
8/4/2005	PER DIEM LPN	108970	Y		\$ 14.50	B	HOSP	N

HAWAII HEALTH SYSTEMS CORPORATION
VACACY REPORT as of November 30, 2009

Page 2 of 21
Table 10
2010 Budget Briefing

Vacancy Date	Position Title	Position Number	Exempt (Y/N)	Budgeted Amount	Actual Salary Last Paid	MO F	Prog ID (Facility)	Authorized to Fill (Y or N)
8/26/2005	HOSPITAL BILLG & COLL SUPVR	55253		\$36,516.00	\$30,276.00	B	MAUI MEM MEDICAL CENTER	Y
10/1/2005	HOSP ENVIR/SAFETY OFCR V	55496		\$75,960.00	\$ -	B	MAUI MEM MEDICAL CENTER	Y
12/5/2005	REG COMPL & PRIVACY OFFCR	55589		\$48,744.00	\$ -	B	HILO MEDICAL CENTER	Y
12/6/2005	ELECTRICIAN I	55590		\$ -	\$ 18.99	B	LEAHI HOSPITAL	N
12/16/2005	REG COMPL & PRIVACY OFFCR	55599		\$51,312.00	\$ -	B	MAUI MEM MEDICAL CENTER	Y
12/31/2005	CERTIFIED NURSE AIDE FP	35947		\$32,736.00	\$27,456.00	B	MALUHIA	N
1/2/2006	CERTIFIED NURSE AIDE FP	28572		\$32,736.00	\$27,546.00	B	MALUHIA	N
1/3/2006	SECRETARY III	18530		\$ -	\$48,252.00	B	LEAHI HOSPITAL	N
1/5/2006	STUDENT HELPER II	108806	Y	\$ -	\$ 7.50	B	MALUHIA	N
2/1/2006	MEDICAL TECHNOLOGIST V	18359		\$ -	\$65,568.00	B	LEAHI HOSPITAL	N
2/2/2006	RESPIRATORY THERAPY AIDE FP	55651		\$34,836.00	\$ -	B	KONA COMMUNITY HOSPITAL	N; MGT REVIEW
2/28/2006	KITCHEN HELPER	18601		\$ -	\$28,680.00	B	LEAHI HOSPITAL	N
3/14/2006	JANITOR II	21080		\$ -	\$28,680.00	B	MALUHIA	N
4/1/2006	RECREATIONAL THERAPIST I	55255		\$ -	\$31,092.00	B	LEAHI HOSPITAL	N
4/1/2006	JANITOR II	55700		\$ -	\$28,680.00	B	LEAHI HOSPITAL	N
4/16/2006	STAFF SURGEON	109224	Y	#####	\$ -	B	HILO MEDICAL CENTER	Y
5/4/2006	SURGICAL TECHNICIAN FP	55727		\$ 20.63	\$ -	B	MAUI MEM MEDICAL CENTER	Y
5/13/2006	PER DIEM CNA	109131	Y	\$ -	\$ 15.97	B	MALUHIA	N
5/16/2006	INSTITUTION FOOD SVCS MGR III	55737		\$49,044.00	\$ -	B	MAUI MEM MEDICAL CENTER	Y
5/16/2006	CASHIER CLERK	55734		\$25,668.00	\$ -	B	MAUI MEM MEDICAL CENTER	Y
5/16/2006	CASHIER CLERK	55733		\$25,668.00	\$ -	B	MAUI MEM MEDICAL CENTER	Y
5/16/2006	CASHIER CLERK	55732		\$25,668.00	\$ -	B	MAUI MEM MEDICAL CENTER	Y
5/16/2006	CASHIER CLERK	55731		\$25,668.00	\$ -	B	MAUI MEM MEDICAL CENTER	Y
6/12/2006	PER DIEM NURSE	108942	Y	\$ -	\$ 30.99	B	MALUHIA	N
7/1/2006	IMAGING SPECIALIST I	55807		\$50,000.00	\$ 31.63	B	HILO MEDICAL CENTER	Y
7/1/2006	IMAGING TECH FP	55832		\$37,968.00	\$ 18.25	B	KOHALA HOSPITAL	Y
7/1/2006	IMAGING MULTI SPCLST II	55847		\$46,176.00	\$ -	B	KONA COMMUNITY HOSPITAL	Y
7/1/2006	IMAGING TECH FP	55834		\$37,968.00	\$ -	B	KONA COMMUNITY HOSPITAL	Y
7/1/2006	RESPIRATORY THERAPY AIDE FP	55828		\$34,836.00	\$ -	B	KONA COMMUNITY HOSPITAL	N; MGT REVIEW
7/1/2006	RESIDENT FINANCIAL COUNSELOR	55306		\$ -	\$31,332.00	B	LEAHI HOSPITAL	N
7/1/2006	TELEMETRY TECHNICIAN FP	55825		\$37,248.00	\$ -	B	MAUI MEM MEDICAL CENTER	Y
7/1/2006	TELEMETRY TECHNICIAN FP	55824		\$37,248.00	\$ -	B	MAUI MEM MEDICAL CENTER	Y
7/1/2006	TELEMETRY TECHNICIAN FP	55823		\$37,248.00	\$ -	B	MAUI MEM MEDICAL CENTER	Y
7/1/2006	IMAGING SPECIALIST II	55780		\$ 34.37	\$ 34.37	B	MAUI MEM MEDICAL CENTER	Y
7/1/2006	IMAGING SPECIALIST II	55775		\$ 31.86	\$ 32.25	B	MAUI MEM MEDICAL CENTER	Y
7/1/2006	IMAGING SPECIALIST II	55774		\$ 31.86	\$ 32.25	B	MAUI MEM MEDICAL CENTER	Y
7/16/2006	STAFF SURGEON	109269	Y	#####	\$ -	B	MAUI MEM MEDICAL CENTER	Y
8/1/2006	STAFF SURGEON	109182	Y	#####	#####	B	HILO MEDICAL CENTER	Y
8/1/2006	STUDENT HELPER II	100993	Y	\$ -	\$ 7.50	B	MALUHIA	N
8/3/2006	HEALTH UNIT CLERK II	55463		\$27,756.00	\$24,792.00	B	MAUI MEM MEDICAL CENTER	Y

HAWAII HEALTH SYSTEMS CORPORATION
VACACY REPORT as of November 30, 2009

Page 3 of 21
Table 10
2010 Budget Briefing

Vacancy Date	Position Title	Position Number	Exempt (Y/N)	Budgeted Amount	Actual Salary Last Paid	MO F	Prog ID (Facility)	Authorized to Fill (Y or N)
8/4/2006	PER DIEM NURSE	108945	Y	\$ -	\$ 32.23	B	MALUHIA	N
8/4/2006	CLERK III	55884		\$24,705.00	\$ 11.41	B	SAMUEL MAHELONA MEM HOSP	N
8/16/2006	PATIENT CARE TECH FP	18592		\$ -	\$29,964.00	B	LEAHI HOSPITAL	N
8/25/2006	CLERK TYPIST II	35788		\$25,668.00	\$ 12.34	B	KONA COMMUNITY HOSPITAL	N; 2008 RIF
9/1/2006	CLERK TYPIST II	41569		\$25,668.00	\$ 11.87	B	KONA COMMUNITY HOSPITAL	N; 2008 RIF
9/1/2006	RECREATIONAL THERAPIST I	18377		\$ -	\$65,256.00	B	LEAHI HOSPITAL	N
9/1/2006	STUDENT HELPER II	101098	Y	\$ -	\$ 7.50	B	LEAHI HOSPITAL	N
9/8/2006	STUDENT HELPER II	101097	Y	\$ -	\$ 7.50	B	LEAHI HOSPITAL	N
9/11/2006	SOCIAL WORKER III	55278		\$40,548.00	\$37,632.00	B	SAMUEL MAHELONA MEM HOSP	N
9/16/2006	PATIENT CARE TECH FP	18151		\$ -	\$30,708.00	B	LEAHI HOSPITAL	N
9/22/2006	HEALTH INFO TECH II	23794		\$33,513.00	\$ 14.26	B	KAUAI VETERANS MEMORIAL HOSP	Y
9/23/2006	OCCUPATIONAL THERAPIST III	55475		\$60,000.00	\$ 18.73	B	HALE HO'OLA HAMAKUA	Y
9/30/2006	PER DIEM CNA	109132	Y	\$ -	\$ 16.37	B	MALUHIA	N
10/12/2006	STAFF PHYSICIAN	108538	Y	\$ -	\$ 40.38	B	LEAHI HOSPITAL	N
11/1/2006	TELEMETRY TECHNICIAN ENTRY	55957		\$34,836.00	\$ -	B	KONA COMMUNITY HOSPITAL	N; MGT REVIEW
11/1/2006	PER DIEM LPN	109282	Y	\$ 21.69	\$ -	B	MAUI MEM MEDICAL CENTER	Y
11/16/2006	CERTIFIED NURSE AIDE FP	54532		\$32,736.00	\$27,216.00	B	KONA COMMUNITY HOSPITAL	Y
11/16/2006	EMERGENCY ROOM ASST FP	25859		\$37,248.00	\$32,844.00	B	KONA COMMUNITY HOSPITAL	N; 2008 RIF
12/1/2006	MEDICAL DIRECTOR	101622	Y	#####	#####	B	HILO MEDICAL CENTER	Y
12/7/2006	PHARMACY TECHNICIAN ENTRY	55830		\$32,736.00	\$ 15.56	B	KONA COMMUNITY HOSPITAL	N; 2008 RIF
12/12/2006	LICENSED PRACTICAL NURSE FP	20989		\$ -	\$41,892.00	B	MALUHIA	N
12/15/2006	PER DIEM CNA	108968	Y	\$11,516.00		B	KAUAI VETERANS MEMORIAL HOSP	N
12/30/2006	JANITOR II	23611		\$ -	\$28,684.00	B	LEAHI HOSPITAL	N
1/7/2007	PER DIEM LPN	109045	Y	\$ 21.69	\$ 19.12	B	KONA COMMUNITY HOSPITAL	Y
1/16/2007	MANAGEMENT ANALYST IV	56018		\$45,576.00	\$ -	B	MAUI MEM MEDICAL CENTER	Y
1/16/2007	MANAGEMENT ANALYST III	56017		\$42,132.00	\$ -	B	MAUI MEM MEDICAL CENTER	Y
1/19/2007	STUDENT HELPER I	101041	Y	\$ 7.25	\$ 7.25	B	MAUI MEM MEDICAL CENTER	Y
1/20/2007	PER DIEM NURSE	108943	Y	\$ -	\$ 32.87	B	MALUHIA	N
1/31/2007	PROJECT MANAGER	56050		\$ -		B	KAUAI VETERANS MEMORIAL HOSP	N
2/1/2007	MEDICAL STAFF SVCS COORD	56047		\$48,744.00	\$ -	B	HILO MEDICAL CENTER	Y
2/1/2007	MEDICAL TECHNOLOGIST III	56040		\$12,166.00	\$ 27.75	B	KAUAI VETERANS MEMORIAL HOSP	Y
2/1/2007	OCCUPATIONAL THERAPIST III	56030		\$ 35.00	\$ 28.86	B	KONA COMMUNITY HOSPITAL	Y (HATM - CASUAL ONLY)
2/1/2007	MEDICAL TRANSCRIPTIONIST	56027		\$ 6,926.00	\$ 20.53	B	LEAHI HOSPITAL	Y
2/1/2007	CLERK I	56028		\$ -	\$ 9.76	B	LEAHI HOSPITAL	N

HAWAII HEALTH SYSTEMS CORPORATION
VACACY REPORT as of November 30, 2009

Page 4 of 21
Table 10
2010 Budget Briefing

Vacancy Date	Position Title	Position Number	Exempt (Y/N)	Budgeted Amount	Actual		MO F	Prog ID (Facility)	Authorized to Fill (Y or N)
					Salary Last	Paid			
2/1/2007	OCCUPATIONAL THERAPIST III	56029		\$ -	\$ 18.73		B	LEAHI HOSPITAL	N
2/1/2007	HOSP ENVIR/SAFETY OFCR III	56057		\$55,500.00	\$ -		B	MAUI MEM MEDICAL CENTER	Y
2/1/2007	CLERK III	56055		\$25,668.00	\$ -		B	MAUI MEM MEDICAL CENTER	Y
2/1/2007	AIR CONDITIONING MECHANIC II	56053		\$48,960.00	\$ -		B	MAUI MEM MEDICAL CENTER	Y
2/1/2007	PLUMBER I	56052		\$46,236.00	\$ -		B	MAUI MEM MEDICAL CENTER	Y
2/1/2007	IMAGING TECH FP	56128		\$36,072.00			B	SAMUEL MAHELONA MEM HOSP	N
2/1/2007	REGISTERED PROF NURSE II	56127		\$55,659.00			B	SAMUEL MAHELONA MEM HOSP	N
2/1/2007	PHARMACIST II	56041		\$48,744.00	\$ 33.77		B	SAMUEL MAHELONA MEM HOSP	N
2/16/2007	PER DIEM NURSE	108754	Y	\$ -	\$ 32.87		B	LEAHI HOSPITAL	N
2/18/2007	PER DIEM NURSE	108944	Y	\$ -	\$ 32.87		B	MALUHIA	N
2/27/2007	STUDENT HELPER I	105983	Y	\$ 7.25	\$ 7.25		B	KONA COMMUNITY HOSPITAL	Y
3/1/2007	PHARMACIST I	56186		#####	\$ -		B	MAUI MEM MEDICAL CENTER	Y
3/19/2007	NURSE AIDE ENTRY	56110		\$30,876.00	\$ 13.41		B	KONA COMMUNITY HOSPITAL	Y
3/19/2007	NURSE AIDE ENTRY	56109		\$30,876.00	\$ 13.41		B	KONA COMMUNITY HOSPITAL	Y
3/19/2007	NURSE AIDE ENTRY	56108		\$30,876.00	\$ 13.41		B	KONA COMMUNITY HOSPITAL	Y
3/19/2007	NURSE AIDE ENTRY	56107		\$30,876.00	\$ 13.41		B	KONA COMMUNITY HOSPITAL	Y
3/19/2007	PHARMACY TECHNICIAN ENTRY	34199		\$32,736.00	\$ 14.68		B	KONA COMMUNITY HOSPITAL	N; 2008 RIF
4/3/2007	STAFF PHYSICIAN	109295	Y	#####	\$ -		B	HILO MEDICAL CENTER	Y
4/5/2007	REGISTERED PROF NURSE III	21860		\$68,736.00	\$91,296.00		B	KONA COMMUNITY HOSPITAL	Y
4/16/2007	STUDENT HELPER II	108807	Y	\$ -	\$ 7.50		B	MALUHIA	N
5/1/2007	AIR CONDITIONING MECHANIC I	22827		\$46,236.00	\$41,364.00		B	MAUI MEM MEDICAL CENTER	Y
6/1/2007	REGISTERED PROF NURSE IV	50580		\$75,780.00	\$79,236.00		B	KONA COMMUNITY HOSPITAL	Y
6/18/2007	CLERK II	56212		\$22,500.00	\$ -		B	HILO MEDICAL CENTER	Y
6/24/2007	STUDENT HELPER II	108606	Y	\$ 7.50	\$ 7.50		B	KONA COMMUNITY HOSPITAL	Y
6/26/2007	PER DIEM NURSE	108946	Y	\$ -	\$ 33.53		B	MALUHIA	N
6/29/2007	PER DIEM LPN	109040	Y	\$ 21.69	\$ 19.60		B	KONA COMMUNITY HOSPITAL	Y
6/30/2007	STUDENT HELPER II	108930	Y	\$ 7.50	\$ 7.50		B	KONA COMMUNITY HOSPITAL	Y
7/1/2007	LAUNDRY HELPER I	21068		\$ -	\$30,036.00		B	MALUHIA	N
7/7/2007	CLERK STENOGRAPHER II	21084		\$ -	\$25,656.00		B	MALUHIA	N
7/16/2007	IMAGING SUPVR	56123		\$51,936.00	\$ -		B	KONA COMMUNITY HOSPITAL	Y (TA ONLY)
7/16/2007	STAFF PHYSICIAN	109300	Y	#####	\$ -		B	MAUI MEM MEDICAL CENTER	Y
7/16/2007	MEDICAL TECHNOLOGIST III	30846		\$51,792.00	\$56,796.00		B	MAUI MEM MEDICAL CENTER	Y
7/21/2007	STUDENT HELPER I	101043	Y	\$ 7.25	\$ 7.25		B	MAUI MEM MEDICAL CENTER	Y
7/21/2007	STUDENT HELPER I	101039	Y	\$ 7.25	\$ 7.25		B	MAUI MEM MEDICAL CENTER	Y
7/27/2007	STUDENT HELPER II	105790	Y	\$ -	\$ 7.50		B	LEAHI HOSPITAL	N
8/1/2007	DIRECTOR OF NURSING	108503	Y	#####	\$94,986.00		B	MAUI MEM MEDICAL CENTER	Y
8/9/2007	CONTRACTS MANAGER I	55597		\$51,312.00	\$62,424.00		B	MAUI MEM MEDICAL CENTER	Y
8/13/2007	REGISTERED PROF NURSE IV	53838		\$85,248.00	\$77,280.00		B	MAUI MEM MEDICAL CENTER	Y

HAWAII HEALTH SYSTEMS CORPORATION
VACANCY REPORT as of November 30, 2009

Page 5 of 21
Table 10
2010 Budget Briefing

Vacancy Date	Position Title	Position Number	Exempt (Y/N)	Budgeted Amount	Actual Salary Last Paid	MO F	Prog ID (Facility)	Authorized to Fill (Y or N)
8/14/2007	ADMITTING CLERK I	56138		\$26,712.00		B	SAMUEL MAHELONA MEM HOSP	N
8/14/2007	LICENSED PRACTICAL NURSE FP	56137		\$37,248.00		B	SAMUEL MAHELONA MEM HOSP	N
8/21/2007	STUDENT HELPER I	101045	Y	\$ 7.25	\$ 7.25	B	MAUI MEM MEDICAL CENTER	Y
8/22/2007	PER DIEM LPN	109280	Y	\$ 21.69	\$ 20.38	B	MAUI MEM MEDICAL CENTER	Y
8/23/2007	REGISTERED PROF NURSE III	55627		\$74,328.00	\$71,472.00	B	MAUI MEM MEDICAL CENTER	Y
8/23/2007	REGISTERED PROF NURSE VI	55270		\$91,296.00	\$87,780.00	B	MAUI MEM MEDICAL CENTER	Y
8/28/2007	HEALTH UNIT CLERK II	54008		\$27,756.00	\$30,012.00	B	KONA COMMUNITY HOSPITAL	Y
9/1/2007	LICENSED PRACTICAL NURSE FP	18296		\$ -	\$44,328.00	B	LEAHI HOSPITAL	N
9/11/2007	PER DIEM NURSE	108627	Y	\$ 37.17	\$ 36.62	B	KONA COMMUNITY HOSPITAL	Y
9/15/2007	STUDENT HELPER II	101054	Y	\$ 7.50	\$ 7.50	B	MAUI MEM MEDICAL CENTER	Y
9/19/2007	ADMITTING CLERK I	22663		\$27,756.00	\$26,688.00	B	MAUI MEM MEDICAL CENTER	Y
9/29/2007	JANITOR II	23610		\$ -	\$31,236.00	B	MALUHIA KAUAI VETERANS MEMORIAL	N
10/1/2007	COMMUNITY REL & PROG MGR	56142		\$53,419.00		B	HOSP	Y
10/1/2007	INSTITUTION FOOD SVCS MGR II	21022		\$ -	\$45,120.00	B	MALUHIA	N
10/1/2007	HEALTH INFO ADMR	19791		\$66,984.00	\$77,172.00	B	MAUI MEM MEDICAL CENTER	Y
10/10/2007	PATIENT FINANCIAL COUNSELOR	56280		\$33,756.00	\$ -	B	KONA COMMUNITY HOSPITAL	Y
10/15/2007	JANITOR III	55919		\$35,544.00	\$33,072.00	B	MAUI MEM MEDICAL CENTER	Y
10/16/2007	IMAGING MULTI SPCLST II	55813		\$43,872.00	\$ -	B	HILO MEDICAL CENTER KAUAI VETERANS MEMORIAL	Y
10/16/2007	REGISTERED PROF NURSE V	56144		\$ -		B	HOSP	N
10/16/2007	PATIENT ACCOUNT REP II	56289		\$31,212.00	\$ -	B	KOHALA HOSPITAL KAUAI VETERANS MEMORIAL	N (TO BE ABOLISHED)
11/1/2007	ADMITTING CLERK I	56145		\$26,715.00		B	HOSP	N
11/2/2007	PER DIEM CNA	108960	Y	\$ 18.56	\$ 17.45	B	KULA HOSPITAL	Y
11/2/2007	ADMITTING CLERK I	19849		\$30,012.00	\$30,012.00	B	MAUI MEM MEDICAL CENTER	Y
11/5/2007	IMAGING SPECIALIST LEAD	45383		\$48,048.00	\$99,840.00	B	KONA COMMUNITY HOSPITAL	Y
11/5/2007	PHYSICAL THERAPIST III	55871		\$ 35.00	\$ 35.00	B	MAUI MEM MEDICAL CENTER	Y
11/8/2007	PSYCHIATRIC AIDE FP	50636		\$34,836.00	\$32,736.00	B	MAUI MEM MEDICAL CENTER	Y
11/10/2007	REGISTERED PROF NURSE III	45808		\$65,304.00	\$61,716.00	B	HILO MEDICAL CENTER	Y
11/15/2007	LICENSED PRACTICAL NURSE FP	55336		\$ -	\$35,004.00	B	LEAHI HOSPITAL	N
11/16/2007	ACTIVITIES COORDINATOR FP	56043		\$ -	\$37,752.00	B	MALUHIA	N
11/25/2007	REGISTERED PROF NURSE III	46505		\$74,328.00	\$66,096.00	B	MAUI MEM MEDICAL CENTER	Y
11/26/2007	MEDICAL TECHNOLOGIST III	23012		\$60,024.00	\$51,552.00	B	LANAI COMMUNITY HOSP	Y
11/26/2007	STUDENT HELPER I	101042	Y	\$ 7.25	\$ 7.25	B	MAUI MEM MEDICAL CENTER	Y
11/27/2007	LICENSED PRACTICAL NURSE ENTRY	20765		\$34,836.00	\$21,912.00	B	SAMUEL MAHELONA MEM HOSP	N
11/28/2007	LICENSED PRACTICAL NURSE FP	53530		\$40,788.00	\$40,788.00	B	HALE HO'OLA HAMAKUA	Y

HAWAII HEALTH SYSTEMS CORPORATION
VACACY REPORT as of November 30, 2009

Page 6 of 21
Table 10
2010 Budget Briefing

Vacancy Date	Position Title	Position Number	Exempt (Y/N)	Budgeted Amount	Actual Salary Last Paid	MO F	Prog ID (Facility)	Authorized to Fill (Y or N)
11/29/2007	CLERK TYPIST III	20745		\$26,364.00	\$27,732.00	B	SAMUEL MAHELONA MEM HOSP	N
12/1/2007	LICENSED PRACTICAL NURSE FP	18213		\$46,524.00	\$39,396.00	B	LEAHI HOSPITAL	Y
12/1/2007	GROUNDKEEPER I	18402		\$ -	\$31,236.00	B	LEAHI HOSPITAL	N
12/1/2007	MEDICAL TRANSCRIPTIONIST	56275		\$ 15.59	\$ -	B	MAUI MEM MEDICAL CENTER	Y
12/1/2007	MEDICAL TRANSCRIPTIONIST	56274		\$ 15.59	\$ -	B	MAUI MEM MEDICAL CENTER	Y
12/3/2007	REGISTERED PROF NURSE III	55555		\$74,328.00	\$71,472.00	B	MAUI MEM MEDICAL CENTER	Y
12/4/2007	CLERK III	54343		\$24,384.00	\$ 12.34	B	HILO MEDICAL CENTER	Y
12/16/2007	STAFF PHYSICIAN	109310	Y	\$ -	\$ -	B	HILO MEDICAL CENTER	N
12/16/2007	PHARMACIST I	56373		\$ 50.00	\$ -	B	MAUI MEM MEDICAL CENTER	Y
12/16/2007	PHARMACIST I	56372		\$ 50.00	\$ -	B	MAUI MEM MEDICAL CENTER	Y
12/16/2007	REGISTERED PROF NURSE IV	56353		\$81,972.00	\$ -	B	MAUI MEM MEDICAL CENTER	Y
12/17/2007	CERTIFIED NURSE AIDE FP	54321		\$32,736.00	\$30,756.00	B	KONA COMMUNITY HOSPITAL	Y
12/17/2007	KITCHEN HELPER	22829		\$33,228.00	\$31,236.00	B	MAUI MEM MEDICAL CENTER	Y
12/17/2007	KITCHEN HELPER	54128		\$33,228.00	\$31,236.00	B	MAUI MEM MEDICAL CENTER	Y
							KAUAI VETERANS MEMORIAL	
12/18/2007	HEALTH INFO TECH II	55327		\$ -	\$32,460.00	B	HOSP	N
12/18/2007	STUDENT HELPER II	101047	Y	\$ 7.50	\$ 7.50	B	MAUI MEM MEDICAL CENTER	Y
12/27/2007	CERTIFIED NURSE AIDE FP	25857		\$32,736.00	\$25,908.00	B	KONA COMMUNITY HOSPITAL	Y
12/28/2007	PHYSICAL THERAPIST III	55872		\$ 35.00	\$ 35.00	B	MAUI MEM MEDICAL CENTER	Y
12/29/2007	PERSONNEL PROGRAM MANAGER	54006		\$80,000.00	\$83,736.00	B	CORPORATE OFFICE	N
12/29/2007	CLERK TYPIST II	53780		\$25,668.00	\$ 18.98	B	KONA COMMUNITY HOSPITAL	N; 2008 RIF
12/29/2007	SECRETARY IV	18529		\$ -	\$56,196.00	B	LEAHI HOSPITAL	N
12/31/2007	IMAGING SPECIALIST II	47546		\$44,412.00	\$46,200.00	B	KONA COMMUNITY HOSPITAL	Y
12/31/2007	MEDICAL TECHNOLOGIST IV	19776		\$64,920.00	\$64,380.00	B	MAUI MEM MEDICAL CENTER	Y
12/31/2007	MEDICAL TECHNOLOGIST IV	22421		\$65,388.00	\$65,388.00	B	MAUI MEM MEDICAL CENTER	Y
							KAUAI VETERANS MEMORIAL	
1/1/2008	MEDICAL DIRECTOR	109121	Y	\$56,595.00		B	HOSP	N
							KAUAI VETERANS MEMORIAL	
1/1/2008	PATIENT FIN SVCS MGR I	55326		\$ -	\$62,424.00	B	HOSP	N
1/1/2008	HEALTH UNIT CLERK II	55442		\$27,756.00	\$32,460.00	B	MALUHIA	Y
1/6/2008	STUDENT HELPER II	101051	Y	\$ 7.50	\$ 7.50	B	MAUI MEM MEDICAL CENTER	Y
1/12/2008	STUDENT HELPER II	100911	Y	\$ 7,486.00	\$ 7.50	B	MALUHIA	Y
1/15/2008	STUDENT HELPER II	100912	Y	\$ -	\$ 7.50	B	MALUHIA	N
1/16/2008	BLDG MAINT WORKER I	18461		\$ -	\$41,460.00	B	MALUHIA	N
1/16/2008	PHYSICAL THERAPIST III	55585		\$ 35.00	\$ 35.00	B	MAUI MEM MEDICAL CENTER	Y
1/26/2008	PER DIEM LPN	109281	Y	\$ 21.69	\$ 20.38	B	MAUI MEM MEDICAL CENTER	Y
1/29/2008	STUDENT HELPER II	105728	Y	\$ 7.50	\$ 7.50	B	MAUI MEM MEDICAL CENTER	Y
2/1/2008	REGISTERED PROF NURSE III	48471		\$68,736.00	\$66,096.00	B	KONA COMMUNITY HOSPITAL	Y
2/14/2008	PHARMACIST I	32071		#####	#####	B	MAUI MEM MEDICAL CENTER	Y
2/18/2008	PER DIEM NURSE	108626	Y	\$ 37.17	\$ 33.53	B	KONA COMMUNITY HOSPITAL	Y

HAWAII HEALTH SYSTEMS CORPORATION
VACANCY REPORT as of November 30, 2009

Page 7 of 21
Table 10
2010 Budget Briefing

Vacancy Date	Position Title	Position Number	Exempt (Y/N)	Budgeted Amount	Actual Salary Last Paid	MO F	Prog ID (Facility)	Authorized to Fill (Y or N)
2/19/2008	REGISTERED PROF NURSE III	54289		\$65,304.00	\$56,988.00	B	HILO MEDICAL CENTER	Y
2/19/2008	REGISTERED PROF NURSE II	55587		\$54,936.00	\$ -	B	HILO MEDICAL CENTER	Y
2/19/2008	REGISTERED PROF NURSE III	53920		\$74,328.00	\$71,472.00	B	MAUI MEM MEDICAL CENTER KAUAI VETERANS MEMORIAL	Y
2/28/2008	STUDENT HELPER I	105985	Y	\$ 4,354.00	\$ 7.25	B	HOSP	N
3/1/2008	JANITOR III	55920		\$35,544.00	\$33,072.00	B	MAUI MEM MEDICAL CENTER	Y
3/9/2008	STUDENT HELPER II	101052	Y	\$ 7.50	\$ 7.50	B	MAUI MEM MEDICAL CENTER	Y
3/14/2008	CERTIFIED NURSE AIDE FP	55170		\$32,736.00	\$ 14.11	B	KONA COMMUNITY HOSPITAL	Y
3/17/2008	SEWING WORKER I	56477		\$34,164.00	\$ 16.43	B	HILO MEDICAL CENTER	Y
3/17/2008	ACCOUNTANT V	19847		\$62,424.00	\$60,024.00	B	MAUI MEM MEDICAL CENTER	Y
3/22/2008	OCCUP THERAPY ASST FP	55612		\$42,840.00	\$42,840.00	B	MAUI MEM MEDICAL CENTER	Y
3/26/2008	PER DIEM CNA	109301	Y	\$ 18.56	\$ 17.65	B	MAUI MEM MEDICAL CENTER	Y
	ASST ADMR MEDICAL GRP PRAC							
4/1/2008	DIR	109279	Y	\$ -	#####	B	KONA COMMUNITY HOSPITAL	N
4/1/2008	REGISTERED PROF NURSE V	19669		\$93,144.00	\$82,356.00	B	MAUI MEM MEDICAL CENTER	Y
4/1/2008	MEDICAL TECHNOLOGIST III	35302		\$51,792.00	\$60,816.00	B	MAUI MEM MEDICAL CENTER	Y
4/3/2008	BLDG MAINT WORKER I	54596		\$44,544.00	\$42,144.00	B	MAUI MEM MEDICAL CENTER	Y
4/6/2008	PER DIEM CNA	109147	Y	\$ -	\$ 18.56	B	MALUHIA	N
4/11/2008	PER DIEM NURSE	108619	Y	\$ 37.17	\$ 33.53	B	KONA COMMUNITY HOSPITAL	Y
4/11/2008	PER DIEM NURSE	108757	Y	\$ -	\$ 35.21	B	LEAHI HOSPITAL	N
4/12/2008	STUDENT HELPER I	105726	Y	\$ 7.25	\$ 7.25	B	MAUI MEM MEDICAL CENTER	Y
4/13/2008	PER DIEM NURSE	108705	Y	\$22,323.60	\$ 14.26	B	SAMUEL MAHELONA MEM HOSP	N
4/16/2008	JANITOR II	19835		\$33,228.00	\$31,596.00	B	MAUI MEM MEDICAL CENTER	Y
4/22/2008	STAFF PHYSICIAN	109313	Y	#####	\$ -	B	HILO MEDICAL CENTER	Y
4/25/2008	REGISTERED PROF NURSE III	56001		\$68,736.00	\$66,096.00	B	KONA COMMUNITY HOSPITAL	Y
5/1/2008	BLDG MAINT WORKER I	55637		\$44,544.00	\$42,144.00	B	KONA COMMUNITY HOSPITAL	Y
5/1/2008	DATA PROC SYSTEMS ANALYST IV	44913		\$49,332.00	\$51,300.00	B	MAUI MEM MEDICAL CENTER	Y
5/1/2008	DATA PROC SYSTEMS ANALYST IV	44914		\$49,332.00	\$51,300.00	B	MAUI MEM MEDICAL CENTER	Y
5/3/2008	JANITOR II	19828		\$33,228.00	\$31,596.00	B	MAUI MEM MEDICAL CENTER	Y
5/4/2008	MEDICAL TRANSCRIPTIONIST	45836		\$30,036.00	\$28,884.00	B	MAUI MEM MEDICAL CENTER	Y
5/10/2008	STUDENT HELPER I	100368	Y	\$ 7.25	\$ 7.25	B	MAUI MEM MEDICAL CENTER	Y
5/12/2008	STAFF SURGEON	109207	Y	\$ -	#####	B	KONA COMMUNITY HOSPITAL	N
5/12/2008	PATIENT ACCOUNT REP II	31100		\$31,212.00	\$31,212.00	B	KONA COMMUNITY HOSPITAL	Y
5/14/2008	HEALTH INFO TECH II	54996		\$ -	\$46,200.00	B	MALUHIA	N
5/15/2008	STUDENT HELPER I	108585	Y	\$ 7.25	\$ 7.25	B	KULA HOSPITAL	Y
5/16/2008	GENERAL LABORER II	20424		\$28,143.00	\$28,143.00	B	HILO MEDICAL CENTER	Y
5/16/2008	JANITOR II	34301		\$33,228.00	\$31,596.00	B	KOHALA HOSPITAL	Y
5/21/2008	PER DIEM NURSE	108976	Y	\$22,323.60		B	SAMUEL MAHELONA MEM HOSP	N

HAWAII HEALTH SYSTEMS CORPORATION
VACACY REPORT as of November 30, 2009

Page 8 of 21
Table 10
2010 Budget Briefing

Vacancy Date	Position Title	Position Number	Exempt (Y/N)	Budgeted Amount	Actual Salary Last Paid	MO F	Prog ID (Facility)	Authorized to Fill (Y or N)
5/24/2008	PER DIEM NURSE	108760	Y	\$23,194.00	\$ 35.21	B	LEAHI HOSPITAL	Y
5/28/2008	STUDENT HELPER I	100369	Y	\$ 7.25	\$ 7.25	B	MAUI MEM MEDICAL CENTER	Y
5/29/2008	CERTIFIED NURSE AIDE FP	44778		\$32,736.00	\$31,116.00	B	HILO MEDICAL CENTER	Y
5/31/2008	ACCOUNTANT III	45545		\$60,000.00	\$42,144.00	B	HALE HO'OLA HAMAKUA	Y
5/31/2008	PATIENT ACCOUNT REP II	50224		\$31,212.00	\$46,200.00	B	KONA COMMUNITY HOSPITAL	Y
5/31/2008	JANITOR II	21078		\$ -	\$31,596.00	B	MALUHIA	N
5/31/2008	BLDG & GRDS UTILITY WORKER	19824		\$36,960.00	\$31,596.00	B	MAUI MEM MEDICAL CENTER	Y
5/31/2008	TUMOR REGISTRAR TECH II	55852		\$30,036.00	\$26,688.00	B	MAUI MEM MEDICAL CENTER	Y
5/31/2008	PHARMACY TECHNICIAN FP	21798		\$34,836.00	\$39,708.00	B	SAMUEL MAHELONA MEM HOSP	N
6/1/2008	PER DIEM NURSE	109311	Y	\$ 37.17	\$ 36.62	B	KONA COMMUNITY HOSPITAL	Y
6/3/2008	STUDENT HELPER I	108912	Y	\$ 7.25	\$ 7.25	B	MAUI MEM MEDICAL CENTER	Y
6/4/2008	DATA PROC SYSTEMS ANALYST IV	54052		\$43,866.00	\$49,344.00	B	SAMUEL MAHELONA MEM HOSP	Y
6/7/2008	PER DIEM CNA	109043	Y	\$ 18.56	\$ 17.65	B	KONA COMMUNITY HOSPITAL	Y
6/12/2008	PER DIEM LPN	109103	Y	\$22,547.20	\$ 20.62	B	HALE HO'OLA HAMAKUA	Y
6/17/2008	BLDG MAINT WORKER I	18468		\$ -	\$42,144.00	B	LEAHI HOSPITAL	N
6/21/2008	CENTRAL SUPPLY AIDE II	47079		\$25,668.00	\$24,684.00	B	KONA COMMUNITY HOSPITAL	N; 2008 RIF
6/21/2008	JANITOR II	55916		\$33,228.00	\$31,596.00	B	MAUI MEM MEDICAL CENTER	Y
6/22/2008	IMAGING TECH FP	55438		\$ 25.50	\$ 25.50	B	MAUI MEM MEDICAL CENTER	Y
6/25/2008	PER DIEM CNA	109016	Y	\$ 18.56	\$ 17.65	B	MAUI MEM MEDICAL CENTER	Y
6/25/2008	OCCUPATIONAL THERAPIST III	56014		\$ 35.00	\$ 35.00	B	MAUI MEM MEDICAL CENTER	Y
7/1/2008	LICENSED PRACTICAL NURSE FP	20975		\$ -	\$45,564.00	B	MALUHIA	N
7/1/2008	RECREATIONAL AIDE FP	56045		\$ -	\$33,120.00	B	MALUHIA	N
7/2/2008	KITCHEN HELPER	49464		\$33,238.40	\$ 15.98	B	HALE HO'OLA HAMAKUA	Y
7/4/2008	STUDENT HELPER I	101044	Y	\$ 7.25	\$ 7.25	B	MAUI MEM MEDICAL CENTER	Y
7/5/2008	CERTIFIED NURSE AIDE FP	23644		\$ 15.74	\$ 14.96	B	LANAI COMMUNITY HOSP	Y
7/10/2008	CREDIT & COLLECTION CLERK	54024		\$33,720.00	\$33,720.00	B	MAUI MEM MEDICAL CENTER	Y
7/15/2008	PER DIEM NURSE	109308	Y	\$ 37.17	\$ 36.62	B	KONA COMMUNITY HOSPITAL	Y
7/16/2008	CONSTR & MAINT WORKER II	55523		\$48,960.00	\$48,168.00	B	KONA COMMUNITY HOSPITAL	Y
7/22/2008	JANITOR II	55915		\$33,228.00	\$32,856.00	B	MAUI MEM MEDICAL CENTER	Y
7/25/2008	STUDENT HELPER II	108906	Y	\$ 7.50	\$ 7.50	B	MAUI MEM MEDICAL CENTER	Y
7/25/2008	MATERIALS MANAGEMENT III	21574		\$55,488.00	\$55,488.00	B	MAUI MEM MEDICAL CENTER	Y
7/27/2008	CERTIFIED NURSE AIDE FP	20644		\$32,736.00	\$ -	B	HILO MEDICAL CENTER	Y
8/1/2008	PER DIEM LPN	109108	Y	\$ 21.69	\$ 21.44	B	KOHALA HOSPITAL	Y
8/1/2008	PSYCHIATRIC AIDE FP	55560		\$34,836.00	\$34,440.00	B	MAUI MEM MEDICAL CENTER	Y
8/1/2008	REGISTERED PROF NURSE III	56146		\$66,162.00		B	SAMUEL MAHELONA MEM HOSP	N
8/4/2008	PER DIEM NURSE	108628	Y	\$ 37.17	\$ 36.62	B	KONA COMMUNITY HOSPITAL	Y
8/4/2008	NURSE AIDE FP	56356		\$32,736.00	\$32,364.00	B	MAUI MEM MEDICAL CENTER	Y
8/5/2008	GROUNDKEEPER I	18405		\$ -	\$30,036.00	B	LEAHI HOSPITAL	N
8/6/2008	NURSE AIDE FP	56358		\$32,736.00	\$32,364.00	B	MAUI MEM MEDICAL CENTER	Y

HAWAII HEALTH SYSTEMS CORPORATION
VACACY REPORT as of November 30, 2009

Page 9 of 21
Table 10
2010 Budget Briefing

Vacancy Date	Position Title	Position Number	Exempt (Y/N)	Budgeted Amount	Actual Salary Last Paid	MO F	Prog ID (Facility)	Authorized to Fill (Y or N)
8/11/2008	STUDENT HELPER I	100364	Y	\$ 7.25	\$ 7.25	B	MAUI MEM MEDICAL CENTER	Y
8/13/2008	KITCHEN HELPER	54863		\$33,228.00	\$32,856.00	B	KONA COMMUNITY HOSPITAL	N; 2008 RIF
8/13/2008	CLERK III	53917		\$25,668.00	\$25,668.00	B	KONA COMMUNITY HOSPITAL	N; 2008 RIF
8/13/2008	TRANSPORTER	53803		\$30,876.00	\$30,528.00	B	KONA COMMUNITY HOSPITAL	N; 2008 RIF
8/13/2008	PHARMACY TECHNICIAN FP	49193		\$34,836.00	\$34,440.00	B	KONA COMMUNITY HOSPITAL	N; 2008 RIF
8/13/2008	CENTRAL SUPPLY AIDE I	47080		\$23,688.00	\$23,688.00	B	KONA COMMUNITY HOSPITAL	N; 2008 RIF
8/13/2008	JANITOR II	45396		\$33,228.00	\$32,856.00	B	KONA COMMUNITY HOSPITAL	N; 2008 RIF
8/13/2008	TRANSPORTER	42568		\$30,876.00	\$30,528.00	B	KONA COMMUNITY HOSPITAL	N; 2008 RIF
8/13/2008	KITCHEN HELPER	35775		\$33,228.00	\$32,856.00	B	KONA COMMUNITY HOSPITAL	N; 2008 RIF
8/14/2008	STUDENT HELPER II	101050	Y	\$ 7.50	\$ 7.50	B	MAUI MEM MEDICAL CENTER	Y
8/15/2008	SOCIAL WORKER III	55443		\$42,132.00	\$40,512.00	B	KONA COMMUNITY HOSPITAL	N; 2008 RIF
8/15/2008	STUDENT HELPER II	100910	Y	\$ -	\$ 7.50	B	MALUHIA	N
8/16/2008	PER DIEM NURSE	108631	Y	\$ 37.17	\$ 36.62	B	KONA COMMUNITY HOSPITAL	Y
8/16/2008	JANITOR II	56117		\$33,228.00	\$32,856.00	B	KONA COMMUNITY HOSPITAL	N; 2008 RIF
8/20/2008	HOSPITAL MANAGEMENT OFFICER	56500		\$92,316.00	\$ -	B	HILO MEDICAL CENTER	Y
8/20/2008	CLERK III	54286		\$25,668.00	\$28,836.00	B	KONA COMMUNITY HOSPITAL	N; 2008 RIF
8/21/2008	CLERK III	49215		\$25,668.00	\$26,700.00	B	KONA COMMUNITY HOSPITAL	N; 2008 RIF
8/30/2008	CLERK III	37878		\$25,668.00	\$32,424.00	B	MAUI MEM MEDICAL CENTER	Y
8/31/2008	CERTIFIED NURSE AIDE FP	55396		\$32,736.00	\$32,364.00	B	KONA COMMUNITY HOSPITAL	Y
8/31/2008	CLERK IV	56371		\$30,036.00	\$30,036.00	B	MAUI MEM MEDICAL CENTER KAUAI VETERANS MEMORIAL	Y
9/1/2008	OPERATING ROOM ASST FP	56150		\$34,836.00		B	HOSP	N
9/1/2008	ASST ADMR-CHIEF CLINICAL EXEC	109086	Y	#####	#####	B	MAUI MEM MEDICAL CENTER	Y
9/2/2008	PATIENT ACCOUNT REP II	45839		\$31,212.00	\$37,968.00	B	KONA COMMUNITY HOSPITAL	Y
9/2/2008	REGISTERED PROF NURSE III	56366		\$74,328.00	\$74,328.00	B	MAUI MEM MEDICAL CENTER	Y
9/3/2008	REGISTERED PROF NURSE III	56360		\$74,328.00	\$71,484.00	B	MAUI MEM MEDICAL CENTER	Y
9/3/2008	NURSE AIDE FP	56357		\$32,736.00	\$32,364.00	B	MAUI MEM MEDICAL CENTER	Y
9/3/2008	LICENSED PRACTICAL NURSE FP	56355		\$39,672.00	\$39,672.00	B	MAUI MEM MEDICAL CENTER	Y
9/4/2008	SEWING WORKER I	18506		\$ -	\$33,780.00	B	LEAHI HOSPITAL	N
9/4/2008	REGISTERED PROF NURSE III	56387		\$74,328.00	\$74,328.00	B	MAUI MEM MEDICAL CENTER	Y
9/4/2008	REGISTERED PROF NURSE III LICENSED PRACTICAL NURSE	56367		\$76,164.00	\$76,164.00	B	MAUI MEM MEDICAL CENTER	Y
9/4/2008	ENTRY	56354		\$38,256.00	\$36,732.00	B	MAUI MEM MEDICAL CENTER	Y
9/5/2008	ADULT DAY HLTH AIDE FP	56436		\$ -	\$34,440.00	B	MALUHIA	N
9/5/2008	HEALTH UNIT CLERK I	56369		\$27,756.00	\$25,668.00	B	MAUI MEM MEDICAL CENTER	Y
9/5/2008	REGISTERED PROF NURSE III	56359		\$76,164.00	\$76,164.00	B	MAUI MEM MEDICAL CENTER	Y
9/6/2008	JANITOR II	18485		\$ -	\$32,856.00	B	LEAHI HOSPITAL	N
9/9/2008	KITCHEN HELPER	56501		\$33,228.00	\$ -	B	HILO MEDICAL CENTER	Y
9/16/2008	REGISTERED PROF NURSE IV	56505		\$ -	\$ -	B	HILO MEDICAL CENTER	N
9/16/2008	REGISTERED PROF NURSE IV	56506		\$ -	\$ -	B	HILO MEDICAL CENTER	N

HAWAII HEALTH SYSTEMS CORPORATION
VACACY REPORT as of November 30, 2009

Page 10 of 21
Table 10
2010 Budget Briefing

Vacancy Date	Position Title	Position Number	Exempt (Y/N)	Budgeted Amount	Actual Salary Last Paid	MO F	Prog ID (Facility)	Authorized to Fill (Y or N)
9/16/2008	HEALTH INFO TECH II	56418		\$31,212.00	\$ -	B	KONA COMMUNITY HOSPITAL	Y
9/16/2008	KITCHEN HELPER	56552		\$33,228.00		B	SAMUEL MAHELONA MEM HOSP	N
9/16/2008	KITCHEN HELPER	56551		\$33,228.00		B	SAMUEL MAHELONA MEM HOSP	N
9/18/2008	EMERGENCY ROOM ASST FP	44745		\$37,248.00	\$36,828.00	B	HILO MEDICAL CENTER	Y
9/20/2008	NURSE AIDE FP	56391		\$32,736.00	\$32,364.00	B	MAUI MEM MEDICAL CENTER	Y
9/22/2008	IMAGING TECH LEAD	22368		\$41,040.00	\$30,888.00	B	KONA COMMUNITY HOSPITAL	Y
9/23/2008	GENERAL LABORER II	35444		\$34,164.00	\$33,780.00	B	KONA COMMUNITY HOSPITAL	N; 2008 RIF
9/25/2008	JANITOR II	55439		\$33,228.00	\$32,856.00	B	KONA COMMUNITY HOSPITAL	N; 2008 RIF
9/25/2008	TRANSPORTER	53802		\$30,876.00	\$30,528.00	B	KONA COMMUNITY HOSPITAL	N; 2008 RIF
9/27/2008	PER DIEM NURSE	109291	Y	\$ 37.17	\$ 36.62	B	KONA COMMUNITY HOSPITAL	Y
9/28/2008	PER DIEM NURSE	108655	Y	\$ 37.17	\$ 36.62	B	KOHALA HOSPITAL	Y
10/1/2008	HEALTH INFO TECH II	20694		\$29,652.00	\$ 23.10	B	HILO MEDICAL CENTER	Y
10/1/2008	CLERK TYPIST II	55483		\$25,668.00	\$39,480.00	B	KONA COMMUNITY HOSPITAL	N; 2008 RIF
10/1/2008	STUDENT HELPER II	100435	Y	\$ 7,410.00	\$ 7.50	B	LEAHI HOSPITAL	Y
10/1/2008	PATIENT CARE TECH FP	28575		\$34,836.00	\$33,120.00	B	MALUHIA	N
10/2/2008	SECRETARY II	56454		\$45,000.00	\$32,424.00	B	MALUHIA	N
10/4/2008	HEALTH UNIT CLERK II	44662		\$27,756.00	\$35,064.00	B	KONA COMMUNITY HOSPITAL	Y
10/4/2008	OCCUPATIONAL THERAPIST IV	39999		\$75,000.00	\$74,256.00	B	MAUI MEM MEDICAL CENTER	Y
10/7/2008	LAUNDRY HELPER I	47397		\$33,228.00	\$32,856.00	B	KONA COMMUNITY HOSPITAL	N; 2008 RIF
10/7/2008	JANITOR II	54732		\$33,228.00	\$32,856.00	B	MAUI MEM MEDICAL CENTER	Y
10/9/2008	CERTIFIED NURSE AIDE FP	56455		\$32,736.00	\$32,364.00	B	MALUHIA	N
10/9/2008	NURSE AIDE FP	51500		\$32,736.00	\$32,364.00	B	MAUI MEM MEDICAL CENTER	Y
10/11/2008	SURGICAL TECHNICIAN FP	55735		\$42,912.00	\$40,392.00	B	MAUI MEM MEDICAL CENTER	Y
10/13/2008	PERSONNEL MGMT SPECIALIST III	53856		\$42,132.00	\$47,412.00	B	KONA COMMUNITY HOSPITAL	N; 2008 RIF N (TO BE ABOLISHED)
10/16/2008	DIETITIAN III	56422		\$ 20.26	\$ 20.26	B	KONA COMMUNITY HOSPITAL	Y
10/16/2008	NURSE AIDE ENTRY	55181		\$32,736.00	\$30,528.00	B	MAUI MEM MEDICAL CENTER	N; 2008 RIF
10/21/2008	CLERK III	53918		\$25,668.00	\$25,668.00	B	KONA COMMUNITY HOSPITAL	N; 2008 RIF
10/22/2008	DATA PROC SYSTEMS ANALYST V	53590		\$51,312.00	\$73,044.00	B	KONA COMMUNITY HOSPITAL	N; 2008 RIF
10/22/2008	CLERK IV	50226		\$27,756.00	\$31,212.00	B	KONA COMMUNITY HOSPITAL	N; 2008 RIF
10/22/2008	EMERGENCY ROOM ASST FP	31005		\$37,248.00	\$39,708.00	B	KONA COMMUNITY HOSPITAL	N; 2008 RIF
10/22/2008	EMERGENCY ROOM ASST FP	31015		\$37,248.00	\$36,828.00	B	KONA COMMUNITY HOSPITAL	N; 2008 RIF
10/22/2008	EMERGENCY ROOM ASST FP	40333		\$37,248.00	\$39,708.00	B	KONA COMMUNITY HOSPITAL	N; 2008 RIF
10/22/2008	REGISTERED PROF NURSE III	55114		\$74,328.00	\$74,328.00	B	MAUI MEM MEDICAL CENTER	Y
10/23/2008	ACCOUNT CLERK III	56425		\$28,836.00	\$ -	B	KONA COMMUNITY HOSPITAL	Y
10/23/2008	KITCHEN HELPER	20278		\$33,228.00	\$32,856.00	B	KONA COMMUNITY HOSPITAL	N; 2008 RIF
10/23/2008	LAUNDRY HELPER I	56116		\$33,228.00	\$32,856.00	B	KONA COMMUNITY HOSPITAL	N; 2008 RIF
10/23/2008	INSTITUTION HOUSEKEEPER I	55522		\$35,940.00	\$37,836.00	B	KONA COMMUNITY HOSPITAL	N; 2008 RIF

HAWAII HEALTH SYSTEMS CORPORATION
VACACY REPORT as of November 30, 2009

Page 11 of 21
Table 10
2010 Budget Briefing

Vacancy Date	Position Title	Position Number	Exempt (Y/N)	Budgeted Amount	Actual Salary Last Paid	MO F	Prog ID (Facility)	Authorized to Fill (Y or N)
10/23/2008	CLERK III	54694		\$25,668.00	\$28,836.00	B	KONA COMMUNITY HOSPITAL	N; 2008 RIF
10/23/2008	EMERGENCY ROOM ASST FP	54446		\$37,248.00	\$36,828.00	B	KONA COMMUNITY HOSPITAL	N; 2008 RIF
10/23/2008	CLERK TYPIST II	54292		\$25,668.00	\$30,036.00	B	KONA COMMUNITY HOSPITAL	N; 2008 RIF
10/23/2008	SECRETARY II	53952		\$32,424.00	\$33,756.00	B	KONA COMMUNITY HOSPITAL	N; 2008 RIF
10/23/2008	DATA PROC SYSTEMS ANALYST IV	53912		\$45,576.00	\$47,412.00	B	KONA COMMUNITY HOSPITAL	N; 2008 RIF
10/23/2008	STORES CLERK II	53863		\$25,668.00	\$26,700.00	B	KONA COMMUNITY HOSPITAL	N; 2008 RIF
10/23/2008	LAUNDRY HELPER I	26150		\$33,228.00	\$32,856.00	B	KONA COMMUNITY HOSPITAL	N; 2008 RIF
10/23/2008	CLERK TYPIST II	52222		\$25,668.00	\$33,756.00	B	KONA COMMUNITY HOSPITAL	N; 2008 RIF
10/23/2008	CENTRAL SUPPLY AIDE II	31001		\$25,668.00	\$26,700.00	B	KONA COMMUNITY HOSPITAL	N; 2008 RIF
10/23/2008	CENTRAL SUPPLY AIDE II	40000		\$25,668.00	\$32,424.00	B	KONA COMMUNITY HOSPITAL	N; 2008 RIF
10/24/2008	CERTIFIED NURSE AIDE ENTRY	25860		\$30,876.00	\$32,364.00	B	KONA COMMUNITY HOSPITAL	Y
10/30/2008	CERTIFIED NURSE AIDE ENTRY	22642		\$ 14.84	\$ 14.68	B	LANAI COMMUNITY HOSP KAUAI VETERANS MEMORIAL	Y
11/1/2008	REGIONAL CEO	101688	Y	#####	#####	B	HOSP KAUAI VETERANS MEMORIAL	Y
11/1/2008	CLERK TYPIST III	55614		\$28,910.00		B	HOSP	Y
11/1/2008	JANITOR II	47316		\$ -	\$32,856.00	B	LEAHI HOSPITAL	N
11/1/2008	CERTIFIED NURSE AIDE FP	20978		\$32,736.00	\$33,372.00	B	MALUHIA	Y
11/1/2008	MEDICAL TECHNOLOGIST III	56533		\$ 28.86	\$ -	B	MAUI MEM MEDICAL CENTER KAUAI VETERANS MEMORIAL	Y
11/2/2008	PER DIEM NURSE	108895	Y	\$ -	\$ 30.38	B	HOSP	Y
11/3/2008	SOCIAL WORKER III	56579		\$ 25.00	\$ -	B	KONA COMMUNITY HOSPITAL	Y (HATM - CASUAL ONLY)
11/3/2008	CLERK III	50225		\$25,668.00	\$28,836.00	B	KONA COMMUNITY HOSPITAL	N; 2008 RIF
11/6/2008	COOK III	56514		\$44,508.00	\$ 21.40	B	HILO MEDICAL CENTER	Y
11/6/2008	CLERK IV	56288		\$27,756.00	\$32,424.00	B	KONA COMMUNITY HOSPITAL	N; 2008 RIF
11/6/2008	PERSONNEL MGMT SPECIALIST III	54802		\$42,132.00	\$55,500.00	B	KONA COMMUNITY HOSPITAL	N; 2008 RIF
11/10/2008	MANAGEMENT ANALYST V	55697		\$51,312.00	\$70,224.00	B	MAUI MEM MEDICAL CENTER	Y
11/10/2008	REGISTERED PROF NURSE III	55628		\$74,328.00	\$76,164.00	B	MAUI MEM MEDICAL CENTER	Y
11/14/2008	REGISTERED PROF NURSE II	56458		\$ -	\$57,828.00	B	MALUHIA	N
11/14/2008	CERTIFIED NURSE AIDE FP	56462		\$32,736.00	\$32,364.00	B	MALUHIA	Y
11/17/2008	REGISTERED PROF NURSE III	56538		\$74,328.00	\$ -	B	MAUI MEM MEDICAL CENTER	Y
11/17/2008	REGISTERED PROF NURSE III	56537		\$74,328.00	\$ -	B	MAUI MEM MEDICAL CENTER KAUAI VETERANS MEMORIAL	Y
11/18/2008	REGISTERED PROF NURSE III	56554		\$68,153.00	\$ 33.05	B	HOSP	N
11/20/2008	PER DIEM NURSE	108632	Y	\$ 37.17	\$ 36.62	B	KONA COMMUNITY HOSPITAL	Y
11/21/2008	REGISTERED PROF NURSE III	34001		\$68,736.00	\$78,072.00	B	KONA COMMUNITY HOSPITAL	Y
11/27/2008	PER DIEM NURSE	108653	Y	\$ 37.17	\$ 36.62	B	KOHALA HOSPITAL	Y
11/29/2008	CREDIT & COLLECTION CLERK	55137		\$31,212.00	\$31,212.00	B	MAUI MEM MEDICAL CENTER	Y
12/1/2008	REGISTERED PROF NURSE II	25289		\$54,936.00	\$80,004.00	B	HILO MEDICAL CENTER	Y

HAWAII HEALTH SYSTEMS CORPORATION
VACACY REPORT as of November 30, 2009

Page 12 of 21
Table 10
2010 Budget Briefing

Vacancy Date	Position Title	Position Number	Exempt (Y/N)	Budgeted Amount	Actual Salary Last Paid	MO F	Prog ID (Facility)	Authorized to Fill (Y or N)
12/1/2008	JANITOR II	19993		\$33,228.00	\$32,856.00	B	KULA HOSPITAL	Y
12/1/2008	RECREATIONAL AIDE FP	47550		\$34,836.00	\$34,440.00	B	LEAHI HOSPITAL	Y
12/1/2008	SURGICAL TECHNICIAN FP	56615		\$42,912.00	\$ -	B	MAUI MEM MEDICAL CENTER	Y
12/1/2008	CLERK IV	56539		\$27,756.00	\$ -	B	MAUI MEM MEDICAL CENTER	Y
12/2/2008	DIR OF QUALITY ASSURANCE	109342	Y	\$ -	\$ -	B	CORPORATE OFFICE	N
12/7/2008	PER DIEM NURSE	108634	Y	\$ 37.17	\$ 36.62	B	KONA COMMUNITY HOSPITAL	Y
12/13/2008	RESPIRATORY THERAPY TECH FP	56260		\$ 26.05	\$ 26.05	B	MAUI MEM MEDICAL CENTER	Y
12/15/2008	CLERK IV	55623		\$28,836.00	\$28,836.00	B	MAUI MEM MEDICAL CENTER	Y
12/16/2008	REGISTERED PROF NURSE III	30996		\$68,736.00	\$76,164.00	B	KONA COMMUNITY HOSPITAL	Y
12/16/2008	ANESTHESIA TECH FP	56618		\$37,248.00	\$ -	B	MAUI MEM MEDICAL CENTER	Y
12/16/2008	OPERATING ROOM ASST FP	56616		\$34,836.00	\$ -	B	MAUI MEM MEDICAL CENTER	Y
12/20/2008	STUDENT HELPER I	106308	Y	\$ 7.25	\$ 7.25	B	KULA HOSPITAL	Y
12/20/2008	PER DIEM NURSE	109264	Y	\$ 37.17	\$ 36.62	B	MAUI MEM MEDICAL CENTER	Y
12/20/2008	PHYSICAL THERAPIST III	55583		\$ 35.00	\$ 35.00	B	MAUI MEM MEDICAL CENTER	Y
12/24/2008	ADMITTING CLERK I	55167		\$28,836.00	\$28,836.00	B	MAUI MEM MEDICAL CENTER	Y
12/27/2008	STUDENT HELPER I	101046	Y	\$ 7.25	\$ 7.25	B	MAUI MEM MEDICAL CENTER	Y
12/31/2008	REGISTERED PROF NURSE III	54555		\$65,304.00	\$80,004.00	B	HILO MEDICAL CENTER	Y
12/31/2008	LICENSED PRACTICAL NURSE FP	18312		\$ -	\$47,280.00	B	LEAHI HOSPITAL	N
12/31/2008	BLDG MAINT WORKER II	34219		\$ -	\$46,500.00	B	MALUHIA	N
12/31/2008	LAUNDRY HELPER I	19844		\$33,228.00	\$32,856.00	B	MAUI MEM MEDICAL CENTER	Y
12/31/2008	BLDG & GRDS UTILITY WORKER	31643		\$36,960.00	\$36,540.00	B	MAUI MEM MEDICAL CENTER	Y
1/1/2009	HEALTH INFO TECH III	56585		\$33,756.00	\$ -	B	KONA COMMUNITY HOSPITAL	Y
1/1/2009	REGISTERED PROF NURSE III	30988		\$68,736.00	\$74,328.00	B	KONA COMMUNITY HOSPITAL	Y
1/1/2009	DIRECTOR OF NURSING	109343	Y	#####	\$ -	B	LANAI COMMUNITY HOSP	Y
1/1/2009	NURSE AIDE FP	56624		\$32,736.00	\$ -	B	MAUI MEM MEDICAL CENTER	Y
1/1/2009	NURSE AIDE FP	56623		\$32,736.00	\$ -	B	MAUI MEM MEDICAL CENTER	Y
1/1/2009	NURSE AIDE FP	56622		\$32,736.00	\$ -	B	MAUI MEM MEDICAL CENTER	Y
1/5/2009	LICENSED PRACTICAL NURSE FP	18245		\$ -	\$36,828.00	B	LEAHI HOSPITAL	N
1/5/2009	STUDENT HELPER II	101238	Y	\$ 7,410.00	\$ 7.50	B	LEAHI HOSPITAL	Y
1/6/2009	PER DIEM NURSE	108862	Y	\$ 37.17	\$ 37.17	B	MAUI MEM MEDICAL CENTER	Y
1/12/2009	LAUNDRY HELPER I	19839		\$33,228.00	\$32,856.00	B	MAUI MEM MEDICAL CENTER	Y
1/12/2009	JANITOR II	31943		\$33,228.00	\$32,856.00	B	MAUI MEM MEDICAL CENTER	Y
1/16/2009	CONSTR & MAINT WORKER I	56589		\$ 21.42	\$ -	B	KOHALA HOSPITAL	Y (HATM - CASUAL ONLY)
1/17/2009	PER DIEM CNA	109302	Y	\$ 18.56	\$ 18.35	B	MAUI MEM MEDICAL CENTER	Y
1/21/2009	PER DIEM NURSE	109277	Y	\$ 37.17	\$ 37.17	B	KULA HOSPITAL	Y
1/21/2009	PER DIEM NURSE	109270	Y	\$ 37.17	\$ 36.62	B	LANAI COMMUNITY HOSP	Y
1/21/2009	PER DIEM NURSE	108890	Y	\$ 37.17	\$ 37.17	B	MAUI MEM MEDICAL CENTER	Y
1/22/2009	HEALTH UNIT CLERK II	27318		\$27,756.00	\$31,212.00	B	KONA COMMUNITY HOSPITAL	Y
1/22/2009	PER DIEM CNA	109145	Y	\$ -	\$ 18.56	B	MALUHIA	N
1/27/2009	CONTRACTS MANAGER I	55539		\$81,936.72	\$81,936.00	B	CORPORATE OFFICE	Y

HAWAII HEALTH SYSTEMS CORPORATION
VACACY REPORT as of November 30, 2009

Page 13 of 21
Table 10
2010 Budget Briefing

Vacancy Date	Position Title	Position Number	Exempt (Y/N)	Budgeted Amount	Actual Salary Last Paid	MO F	Prog ID (Facility)	Authorized to Fill (Y or N)
1/31/2009	SEWING WORKER II	21074		\$32,856.00	\$35,988.00	B	MALUHIA	N
2/1/2009	PER DIEM CNA	109283	Y	\$ 18.56	\$ 18.56	B	MAUI MEM MEDICAL CENTER	Y
2/1/2009	CLERK III	54777		\$28,836.00	\$28,836.00	B	MAUI MEM MEDICAL CENTER KAUAI VETERANS MEMORIAL	Y
2/6/2009	SURGICAL TECHNICIAN ENTRY	29180		\$34,836.00	\$34,836.00	B	HOSP	N
2/11/2009	HEALTH UNIT CLERK II	56560		\$26,364.00		B	SAMUEL MAHELONA MEM HOSP	N
2/12/2009	JANITOR II	20003		\$33,228.00	\$32,856.00	B	KULA HOSPITAL	Y
2/12/2009	PER DIEM CNA	109149	Y	\$ -	\$ 18.56	B	MALUHIA	N
2/14/2009	PER DIEM NURSE	108609	Y	\$ 37.17	\$ 37.17	B	MAUI MEM MEDICAL CENTER	Y
2/15/2009	PHARMACIST I	32072		#####	#####	B	MAUI MEM MEDICAL CENTER	Y
	ASST DIR OF COMM/PUBLIC AFFAIR	109351	Y	\$ -	\$ -	B	CORPORATE OFFICE	N
2/17/2009	DATA PROC SYSTEMS ANALYST I	47191		\$49,332.00	\$49,332.00	B	MAUI MEM MEDICAL CENTER	Y
2/17/2009	BLDG & GRDS SUPVR I	20817		\$46,128.00	\$48,552.00	B	SAMUEL MAHELONA MEM HOSP	N
2/18/2009	PER DIEM NURSE	109260	Y	\$ 37.17	\$ 37.17	B	MAUI MEM MEDICAL CENTER	Y
2/22/2009	PER DIEM NURSE	108656	Y	\$ 37.17	\$ 37.17	B	KOHALA HOSPITAL	Y
2/24/2009	SOCIAL WORKER IV	42231		\$51,312.00	\$51,312.00	B	MAUI MEM MEDICAL CENTER	Y
2/28/2009	PER DIEM NURSE	109028	Y	\$ 37.17	\$ 32.23	B	HILO MEDICAL CENTER	Y
3/1/2009	VP/CHIEF INFO OFFCR	103484	Y	\$ -	#####	B	CORPORATE OFFICE KAUAI VETERANS MEMORIAL	N
3/1/2009	STAFF PHYSICIAN	109331	Y	\$ -	#####	B	HOSP	N
3/2/2009	BLDG MAINT HELPER	56469		\$ -	\$36,960.00	B	LEAHI HOSPITAL	Y
3/2/2009	PER DIEM NURSE	108832	Y	\$ 37.17	\$ 37.17	B	MAUI MEM MEDICAL CENTER	Y
3/2/2009	CLERK III	54511		\$27,756.00	\$27,756.00	B	MAUI MEM MEDICAL CENTER	Y
3/2/2009	CLERK III	54512		\$25,668.00	\$25,668.00	B	MAUI MEM MEDICAL CENTER	Y
3/6/2009	STUDENT HELPER I	101974	Y	\$10,150.00	\$ 7.25	B	HILO MEDICAL CENTER	Y
3/7/2009	IMAGING TECH ENTRY	37270		\$35,064.00	\$35,064.00	B	KONA COMMUNITY HOSPITAL	Y
3/7/2009	NURSE AIDE ENTRY	40455		\$32,736.00	\$32,736.00	B	MAUI MEM MEDICAL CENTER	Y
3/9/2009	HEALTH UNIT CLERK II	53575		\$ -	\$ -	B	HILO MEDICAL CENTER	N
3/9/2009	REGISTERED PROF NURSE III	53485		\$83,244.00	\$83,244.00	B	MAUI MEM MEDICAL CENTER	Y
3/9/2009	RESPIRATORY THERAPY ASST FP	54346		\$37,248.00	\$37,248.00	B	MAUI MEM MEDICAL CENTER KAUAI VETERANS MEMORIAL	Y
3/16/2009	RESPIRATORY THERAPY TECH FP	56574		\$14,076.00		B	HOSP	Y
3/16/2009	OPERATING ROOM AIDE ENTRY	55280		\$34,836.00	\$30,528.00	B	MAUI MEM MEDICAL CENTER	Y
3/17/2009	ASST GENERAL COUNSEL	108588	Y	\$ -	#####	B	CORPORATE OFFICE	N
3/30/2009	REGISTERED PROF NURSE IV	54071		\$71,988.00	\$ -	B	HILO MEDICAL CENTER	Y
3/30/2009	CLERK TYPIST II	54075		\$24,384.00	\$31,176.00	B	HILO MEDICAL CENTER	Y
3/30/2009	HEALTH UNIT CLERK II	54104		\$31,212.00	\$31,212.00	B	MAUI MEM MEDICAL CENTER	Y

HAWAII HEALTH SYSTEMS CORPORATION
VACANCY REPORT as of November 30, 2009

Page 14 of 21
Table 10
2010 Budget Briefing

Vacancy Date	Position Title	Position Number	Exempt (Y/N)	Budgeted Amount	Actual Salary Last Paid	MO F	Prog ID (Facility)	Authorized to Fill (Y or N)
4/1/2009	ATTORNEY	109303	Y	\$ -		B	KAUAI VETERANS MEMORIAL HOSP	N
4/1/2009	REGISTERED PROF NURSE III	42230		\$68,736.00	\$77,304.00	B	KOHALA HOSPITAL	Y
4/1/2009	JANITOR II	56596		\$ 15.98	\$ 15.98	B	KONA COMMUNITY HOSPITAL	N (TO BE ABOLISHED)
4/1/2009	PATIENT ACCESS REP I	49214		\$28,836.00	\$31,212.00	B	KONA COMMUNITY HOSPITAL	Y
4/1/2009	HOSPITAL ADMINISTRATOR	101613	Y	#####	\$90,000.00	B	LANAI COMMUNITY HOSP	Y
4/1/2009	RESPIRATORY THERAPY TECH FP	56628		\$54,192.00	\$ -	B	MAUI MEM MEDICAL CENTER	Y
4/1/2009	LAUNDRY HELPER I	55922		\$33,228.00	\$33,228.00	B	MAUI MEM MEDICAL CENTER	Y
4/1/2009	REG EMERG/DISASTER SPCLST	55502		\$67,488.00	\$67,488.00	B	MAUI MEM MEDICAL CENTER	Y
4/6/2009	REGISTERED PROF NURSE III	54000		\$68,736.00	\$77,304.00	B	KONA COMMUNITY HOSPITAL	Y
4/7/2009	PHYSICAL THERAPY AIDE FP	56638		\$34,836.00	\$ -	B	HALE HO'OLA HAMAKUA	Y
4/7/2009	PHYSICAL THERAPIST III	56639		\$70,000.00	\$ -	B	HALE HO'OLA HAMAKUA KAUAI VETERANS MEMORIAL	Y
4/7/2009	CLERK III	56664		\$30,042.00		B	HOSP	N
4/7/2009	PHARMACY AIDE FP	55928		\$34,836.00	\$32,736.00	B	MAUI MEM MEDICAL CENTER	Y
4/9/2009	CREDIT & COLLECTION CLERK	55490		\$29,652.00	\$36,516.00	B	KAU HOSPITAL	Y
4/12/2009	CERTIFIED NURSE AIDE FP	54578		\$32,736.00	\$32,736.00	B	KONA COMMUNITY HOSPITAL	Y
4/12/2009	REGISTERED PROF NURSE III	26143		\$68,736.00	\$77,304.00	B	KONA COMMUNITY HOSPITAL	Y
4/13/2009	REGISTERED PROF NURSE VI	56663		\$ -		B	SAMUEL MAHELONA MEM HOSP	N
4/14/2009	PER DIEM NURSE	109268	Y	\$ 37.17	\$ 37.17	B	MAUI MEM MEDICAL CENTER	Y
4/15/2009	CERTIFIED NURSE AIDE FP	54787		\$32,736.00	\$ -	B	HILO MEDICAL CENTER KAUAI VETERANS MEMORIAL	Y
4/15/2009	PER DIEM NURSE	108973	Y	\$22,714.00	\$ 35.21	B	HOSP	Y
4/15/2009	PER DIEM NURSE	108629	Y	\$ 37.17	\$ 37.17	B	KONA COMMUNITY HOSPITAL	Y
4/16/2009	PER DIEM NURSE	108638	Y	\$ 37.17	\$ 37.17	B	KONA COMMUNITY HOSPITAL	Y
4/16/2009	SECURITY OFFICER I	55575		\$31,212.00	\$31,212.00	B	MAUI MEM MEDICAL CENTER	Y
4/18/2009	REGISTERED PROF NURSE V	44774		\$74,880.00	\$88,656.00	B	HILO MEDICAL CENTER	Y
4/23/2009	IMAGING TECH FP	54896		\$37,968.00	\$41,040.00	B	KONA COMMUNITY HOSPITAL	Y
4/23/2009	MEDICAL TRANSCRIPTIONIST	56273		\$ 15.59	\$ 15.59	B	MAUI MEM MEDICAL CENTER	Y
4/23/2009	PHYSICAL THERAPIST III	55495		\$ 35.00	\$ 35.00	B	MAUI MEM MEDICAL CENTER	Y
4/29/2009	PER DIEM NURSE	108871	Y	\$ 37.17	\$ 37.17	B	MAUI MEM MEDICAL CENTER	Y
4/30/2009	PER DIEM NURSE	108947	Y	\$ 37.17	\$ 37.17	B	KULA HOSPITAL	Y
4/30/2009	REGISTERED PROF NURSE III	55497		\$79,236.00	\$79,236.00	B	KULA HOSPITAL	Y
5/1/2009	NURSE AIDE FP	33936		\$32,736.00	\$40,164.00	B	HILO MEDICAL CENTER	Y
5/1/2009	UTILITY WORKER	56686		\$33,780.00	\$ -	B	KOHALA HOSPITAL	Y
5/1/2009	ADULT DAY HLTH AIDE FP	53818		\$34,836.00	\$34,836.00	B	LEAHI HOSPITAL	Y
5/1/2009	CERTIFIED NURSE AIDE FP	21792		\$32,736.00	\$32,736.00	B	SAMUEL MAHELONA MEM HOSP	Y
5/2/2009	DIRECTOR OF NURSING	109257	Y	\$ -	\$95,000.00	B	MALUHIA	N

HAWAII HEALTH SYSTEMS CORPORATION
VACANCY REPORT as of November 30, 2009

Page 15 of 21
Table 10
2010 Budget Briefing

Vacancy Date	Position Title	Position Number	Exempt (Y/N)	Budgeted Amount	Actual Salary Last Paid	MO F	Prog ID (Facility)	Authorized to Fill (Y or N)
5/2/2009	PAYROLL CLERK	54784		\$28,836.00	\$28,836.00	B	MAUI MEM MEDICAL CENTER	Y
5/5/2009	REGISTERED PROF NURSE II	48566		\$54,936.00	\$77,304.00	B	HILO MEDICAL CENTER	Y
5/5/2009	REGISTERED PROF NURSE III	19681		\$79,236.00	\$79,236.00	B	MAUI MEM MEDICAL CENTER	Y
5/9/2009	REGISTERED PROF NURSE III	55909		\$38,652.00	\$77,304.00	B	LEAHI HOSPITAL	Y
5/10/2009	PER DIEM NURSE	108833	Y	\$ 37.17	\$ 37.17	B	MAUI MEM MEDICAL CENTER	Y
5/12/2009	LICENSED PRACTICAL NURSE ENTRY	27590		\$35,248.00	\$37,248.00	B	SAMUEL MAHELONA MEM HOSP	N
5/14/2009	LICENSED PRACTICAL NURSE FP	55020		\$40,092.00	\$40,092.00	B	MAUI MEM MEDICAL CENTER	Y
5/16/2009	RESPIRATORY THERAPY TECH FP	54268		\$46,932.00	\$48,672.00	B	HILO MEDICAL CENTER	Y
5/17/2009	PER DIEM LPN	108612	Y	\$ 21.69	\$ 21.69	B	MAUI MEM MEDICAL CENTER	Y
5/19/2009	REGISTERED PROF NURSE III	24839		\$68,736.00	\$77,304.00	B	KONA COMMUNITY HOSPITAL	Y
5/24/2009	CERTIFIED NURSE AIDE FP	56667		\$ -		B	SAMUEL MAHELONA MEM HOSP	N
5/29/2009	MEDICAL TRANSCRIPTIONIST	20317		\$28,536.00	\$30,036.00	B	HILO MEDICAL CENTER	Y
5/30/2009	PATIENT ACCESS REP III	53514		\$33,756.00	\$46,176.00	B	KONA COMMUNITY HOSPITAL KAUAI VETERANS MEMORIAL	Y
5/31/2009	PER DIEM NURSE	108667	Y	\$22,714.00	\$ 25.00	B	HOSP	Y
6/1/2009	COOK II	20330		\$41,592.00	\$ -	B	HILO MEDICAL CENTER	Y
6/1/2009	BLDG MAINT WORKER I	20418		\$ -	\$ -	B	HILO MEDICAL CENTER	N
6/1/2009	NURSE AIDE FP	30271		\$32,736.00	\$ -	B	HILO MEDICAL CENTER KAUAI VETERANS MEMORIAL	Y
6/1/2009	SOCIAL WORKER III	56668		\$48,952.00		B	HOSP	Y
6/1/2009	LAUNDRY WORKER I	56692		\$33,228.00	\$ -	B	KONA COMMUNITY HOSPITAL	Y
6/1/2009	REGISTERED PROF NURSE III	20253		\$68,736.00	\$77,304.00	B	KONA COMMUNITY HOSPITAL	Y
6/1/2009	REGISTERED PROF NURSE III	45810		\$68,736.00	\$79,236.00	B	KONA COMMUNITY HOSPITAL	Y
6/1/2009	BLDG & GRDS SUPVR I	55263		\$48,552.00	\$48,552.00	B	KULA HOSPITAL	Y
6/1/2009	LICENSED PRACTICAL NURSE FP	22939		\$47,784.00	\$47,784.00	B	MALUHIA	N
6/1/2009	INSTITUTION FACILITIES SUPT II	19818		\$68,388.00	\$68,388.00	B	MAUI MEM MEDICAL CENTER	Y
6/1/2009	IMAGING SPECIALIST I	56711		\$ 29.67	\$ -	B	MAUI MEM MEDICAL CENTER	Y
6/3/2009	PHARMACY AIDE ENTRY	55926		\$34,836.00	\$30,876.00	B	MAUI MEM MEDICAL CENTER	Y
6/4/2009	IMAGING SPECIALIST I	55406		\$ 30.63	\$ 28.31	B	MAUI MEM MEDICAL CENTER	Y
6/5/2009	PHYSICAL THERAPIST IV	55309		\$45,576.00	\$47,412.00	B	KONA COMMUNITY HOSPITAL	Y
6/10/2009	ADMITTING CLERK I	55168		\$31,212.00	\$31,212.00	B	MAUI MEM MEDICAL CENTER	Y
6/13/2009	SPEECH PATHOLOGIST IV	55281		\$43,296.00	\$67,512.00	B	HILO MEDICAL CENTER	Y
6/15/2009	PER DIEM NURSE	108755	Y	\$23,194.00	\$ 37.17	B	LEAHI HOSPITAL	Y
6/16/2009	REGISTERED PROF NURSE III	20481		\$65,304.00	\$42,684.00	B	HILO MEDICAL CENTER	Y
6/22/2009	TELEMETRY TECHNICIAN FP	55763		\$37,248.00	\$37,248.00	B	HILO MEDICAL CENTER	Y
6/22/2009	PER DIEM NURSE	108870	Y	\$ 37.17	\$ 37.17	B	MAUI MEM MEDICAL CENTER	Y
6/23/2009	REGISTERED PROF NURSE III	20168		\$68,736.00	\$68,736.00	B	KOHALA HOSPITAL	Y
6/25/2009	REGISTERED PROF NURSE III	56536		\$74,328.00	\$68,736.00	B	MAUI MEM MEDICAL CENTER	Y
6/27/2009	OCCUPATIONAL THERAPIST III	55465		\$59,700.00	\$59,700.00	B	MAUI MEM MEDICAL CENTER	Y

HAWAII HEALTH SYSTEMS CORPORATION
VACACY REPORT as of November 30, 2009

Page 16 of 21
Table 10
2010 Budget Briefing

Vacancy Date	Position Title	Position Number	Exempt (Y/N)	Budgeted Amount	Actual Salary Last Paid	MO F	Prog ID (Facility)	Authorized to Fill (Y or N)
6/29/2009	OCCUPATIONAL THERAPIST III	55610		\$ 35.00	\$ 35.00	B	MAUI MEM MEDICAL CENTER	Y
7/1/2009	SECRETARY III	20306		\$33,312.00	\$39,480.00	B	HILO MEDICAL CENTER	Y
7/1/2009	LICENSED PRACTICAL NURSE FP	52141		\$37,248.00	\$35,004.00	B	KONA COMMUNITY HOSPITAL	Y
7/1/2009	REGISTERED PROF NURSE III	30994		\$68,736.00	\$85,300.00	B	KONA COMMUNITY HOSPITAL	Y
7/1/2009	REGISTERED PROF NURSE III	54796		\$83,244.00	\$83,244.00	B	KULA HOSPITAL	Y
7/1/2009	JANITOR II	23022		\$33,228.00	\$33,228.00	B	LANAI COMMUNITY HOSP	Y
7/1/2009	LIGHT TRUCK DRIVER	18408		\$17,776.00	\$35,544.00	B	LEAHI HOSPITAL	Y
7/1/2009	CERTIFIED NURSE AIDE FP	20988		\$33,756.00	\$33,372.00	B	MALUHIA	N
7/1/2009	PARA MEDICAL ASSISTANT III	51059		\$40,764.00	\$40,764.00	B	MALUHIA	N
7/1/2009	LAUNDRY HELPER I	19845		\$33,228.00	\$33,228.00	B	MAUI MEM MEDICAL CENTER	Y
7/1/2009	HEALTH INFO TECH I	23595		\$28,836.00	\$ 13.86	B	MAUI MEM MEDICAL CENTER	Y
7/1/2009	LAUNDRY HELPER I	35300		\$33,228.00	\$33,228.00	B	MAUI MEM MEDICAL CENTER	Y
7/1/2009	KITCHEN HELPER	55559		\$33,228.00	\$33,228.00	B	MAUI MEM MEDICAL CENTER	Y
7/2/2009	PERSONNEL CLERK II	56650		\$24,552.00	\$ -	B	HILO MEDICAL CENTER	Y
7/4/2009	PER DIEM CNA	109018	Y	\$ 18.56	\$ 18.56	B	MAUI MEM MEDICAL CENTER	Y
7/5/2009	REGISTERED PROF NURSE III	37367		\$77,304.00	\$77,304.00	B	MAUI MEM MEDICAL CENTER	Y
7/6/2009	PER DIEM NURSE	108891	Y	\$ 37.17	\$ 37.17	B	MAUI MEM MEDICAL CENTER	Y
7/8/2009	PHYSICAL THERAPIST III	55582		\$ 35.00	\$ 35.00	B	MAUI MEM MEDICAL CENTER KAUAI VETERANS MEMORIAL	Y
7/9/2009	STAFF PHYSICIAN	109334	Y	\$ -	\$ 45.00	B	HOSP	N
7/11/2009	KITCHEN HELPER	20002		\$33,228.00	\$33,228.00	B	KULA HOSPITAL	Y
7/11/2009	CLERK TYPIST III	20961		\$31,212.00	\$30,036.00	B	MALUHIA	N
7/11/2009	PER DIEM NURSE	108867	Y	\$ 37.17	\$ 37.17	B	MAUI MEM MEDICAL CENTER	Y
7/11/2009	STUDENT HELPER I	105725	Y	\$ 7.25	\$ 7.25	B	MAUI MEM MEDICAL CENTER	Y
7/15/2009	SEWING WORKER I	20409		\$34,164.00	\$33,780.00	B	HILO MEDICAL CENTER	Y
7/16/2009	CLERK III	54311		\$24,384.00	\$25,368.00	B	HILO MEDICAL CENTER	Y
7/16/2009	PER DIEM NURSE	109296	Y	\$ 37.17	\$ 37.17	B	KONA COMMUNITY HOSPITAL	Y
7/16/2009	IMAGING ASST FP	55194		\$34,836.00	\$34,836.00	B	MAUI MEM MEDICAL CENTER	Y
7/17/2009	PRE AUDIT CLERK I	56694		\$28,836.00	\$ -	B	KONA COMMUNITY HOSPITAL	Y
7/22/2009	REGISTERED PROF NURSE III	56550		\$77,304.00	\$77,304.00	B	MAUI MEM MEDICAL CENTER	Y
7/22/2009	REGISTERED PROF NURSE III	56548		\$79,236.00	\$79,236.00	B	MAUI MEM MEDICAL CENTER	Y
7/22/2009	CREDIT & COLLECTION CLERK	38746		\$31,212.00	\$31,212.00	B	MAUI MEM MEDICAL CENTER	Y
7/29/2009	REGISTERED PROF NURSE III	20517		\$65,304.00	\$77,304.00	B	HILO MEDICAL CENTER	Y
7/29/2009	PER DIEM NURSE	109286	Y	\$ 37.17	\$ 37.17	B	KONA COMMUNITY HOSPITAL	Y
8/1/2009	REGISTERED PROF NURSE IV	41288		\$71,988.00	\$ 19.58	B	HILO MEDICAL CENTER	Y
8/1/2009	STUDENT HELPER I	108605	Y	\$10,150.00	\$ 7.25	B	HILO MEDICAL CENTER KAUAI VETERANS MEMORIAL	Y
8/1/2009	STAFF PHYSICIAN	109333	Y	\$ -	#####	B	HOSP KAUAI VETERANS MEMORIAL	N
8/1/2009	RECREATIONAL AIDE FP	41555		\$38,604.00	\$38,604.00	B	HOSP	Y

HAWAII HEALTH SYSTEMS CORPORATION
VACACY REPORT as of November 30, 2009

Page 17 of 21
Table 10
2010 Budget Briefing

Vacancy Date	Position Title	Position Number	Exempt (Y/N)	Budgeted Amount	Actual Salary Last Paid	MO F	Prog ID (Facility)	Authorized to Fill (Y or N)
8/1/2009	SPEECH PATHOLOGIST III	56698		\$ 35.00	\$ -	B	KONA COMMUNITY HOSPITAL	Y (HATM - CASUAL ONLY)
8/1/2009	ACCOUNT CLERK III	56697		\$28,836.00	\$ -	B	KONA COMMUNITY HOSPITAL	Y
8/1/2009	REGISTERED PROF NURSE III	56695		\$68,736.00	\$ -	B	KONA COMMUNITY HOSPITAL	N (TO BE ABOLISHED)
8/1/2009	REGISTERED PROF NURSE II	47772		\$74,328.00	\$57,828.00	B	KULA HOSPITAL	Y
8/1/2009	CENTRAL SUPPLY AIDE III	34696		\$39,480.00	\$39,480.00	B	MAUI MEM MEDICAL CENTER	Y
8/2/2009	PER DIEM NURSE	108758	Y	\$23,194.00	\$ 37.17	B	LEAHI HOSPITAL	Y
8/2/2009	NURSE PRACTITIONER II	55444		#####	#####	B	MAUI MEM MEDICAL CENTER KAUAI VETERANS MEMORIAL	Y
8/5/2009	REGISTERED PROF NURSE III	56670		\$68,736.00		B	HOSP	N
8/5/2009	REGISTERED PROF NURSE III	56473		\$81,216.00	\$68,736.00	B	LEAHI HOSPITAL	Y
8/9/2009	STUDENT HELPER II	101212	Y	\$ -	\$ 7.50	B	LEAHI HOSPITAL	N
8/9/2009	REGISTERED PROF NURSE III	56549		\$77,304.00	\$77,304.00	B	MAUI MEM MEDICAL CENTER	Y
8/16/2009	REGISTERED PROF NURSE IV	54245		\$71,988.00	\$50,916.00	B	HILO MEDICAL CENTER	Y
8/16/2009	REGISTERED PROF NURSE IV	54437		\$71,988.00	\$66,384.00	B	HILO MEDICAL CENTER	Y
8/16/2009	PLUMBER I	56701		\$46,236.00	\$ -	B	KOHALA HOSPITAL	Y (CASUAL ONLY)
8/16/2009	HEALTH UNIT CLERK II	56725		\$27,756.00	\$ -	B	MAUI MEM MEDICAL CENTER	Y
8/16/2009	REGISTERED PROF NURSE III	56719		\$74,328.00	\$ -	B	MAUI MEM MEDICAL CENTER	Y
8/16/2009	REGISTERED PROF NURSE III	56718		\$74,328.00	\$ -	B	MAUI MEM MEDICAL CENTER	Y
8/16/2009	REGISTERED PROF NURSE III	56717		\$74,328.00	\$ -	B	MAUI MEM MEDICAL CENTER	Y
8/16/2009	IMAGING SPECIALIST II	56715		\$ 29.67	\$ -	B	MAUI MEM MEDICAL CENTER	Y
8/16/2009	RIS PAC ADMR	56714		\$60,024.00	\$ -	B	MAUI MEM MEDICAL CENTER	Y
8/16/2009	REGISTERED PROF NURSE V	20782		\$78,324.00	\$68,712.00	B	SAMUEL MAHELONA MEM HOSP	N
8/17/2009	CLERK III	26610		\$28,836.00	\$28,836.00	B	MAUI MEM MEDICAL CENTER	Y
8/17/2009	REGISTERED PROF NURSE III	54659		\$74,328.00	\$74,328.00	B	MAUI MEM MEDICAL CENTER KAUAI VETERANS MEMORIAL	Y
8/18/2009	HEALTH UNIT CLERK I	41373		\$27,221.00	\$30,036.00	B	HOSP	Y
8/19/2009	CLERK IV	56523		\$ -	\$ -	B	HILO MEDICAL CENTER	N
8/19/2009	PHARMACIST I	56657		\$ -	\$ -	B	HILO MEDICAL CENTER	N
8/20/2009	REGISTERED PROF NURSE III	49399		\$83,244.00	\$83,244.00	B	MAUI MEM MEDICAL CENTER	Y
	CHIEF COMPLIANCE & PRIVACY				\$100.00 per			
8/21/2009	OFR	108923	Y	\$98,400.00	hour	B	CORPORATE OFFICE	Y
	LICENSED PRACTICAL NURSE							
8/31/2009	ENTRY	55936		\$38,256.00	\$35,808.00	B	MAUI MEM MEDICAL CENTER	Y
9/1/2009	STAFF SURGEON	109106	Y	#####	#####	B	HILO MEDICAL CENTER KAUAI VETERANS MEMORIAL	Y
9/1/2009	LABORATORY ASSISTANT III	33113		\$39,371.00	\$39,480.00	B	HOSP	Y
9/1/2009	PLUMBER HELPER	56702		\$36,960.00	\$ -	B	KOHALA HOSPITAL	Y (CASUAL ONLY)

HAWAII HEALTH SYSTEMS CORPORATION
VACACY REPORT as of November 30, 2009

Page 18 of 21
Table 10
2010 Budget Briefing

Vacancy Date	Position Title	Position Number	Exempt (Y/N)	Budgeted Amount	Actual Salary Last Paid	MO F	Prog ID (Facility)	Authorized to Fill (Y or N)
9/1/2009	REGISTERED PROF NURSE III	56407		\$68,736.00	\$77,304.00	B	KONA COMMUNITY HOSPITAL	Y
9/1/2009	REGISTERED PROF NURSE VI	52204		\$81,972.00	\$92,208.00	B	KONA COMMUNITY HOSPITAL	Y
9/1/2009	REGISTERED PROF NURSE III	40039		\$68,736.00	\$77,304.00	B	KONA COMMUNITY HOSPITAL	Y
9/1/2009	CERTIFIED NURSE AIDE ENTRY	56187		\$30,876.00	\$30,876.00	B	KULA HOSPITAL	Y
9/1/2009	EMERGENCY ROOM ASST ENTRY	56529		\$37,248.00	\$34,836.00	B	MAUI MEM MEDICAL CENTER	Y
9/1/2009	REGISTERED PROF NURSE III	41580		\$74,328.00	\$71,484.00	B	MAUI MEM MEDICAL CENTER	Y
9/1/2009	CERTIFIED NURSE AIDE ENTRY	56676		\$ -		B	SAMUEL MAHELONA MEM HOSP	N
9/1/2009	CERTIFIED NURSE AIDE ENTRY	56675		\$ -		B	SAMUEL MAHELONA MEM HOSP	N
9/2/2009	CERTIFIED NURSE AIDE FP	54004		\$32,736.00	\$32,736.00	B	KONA COMMUNITY HOSPITAL	Y
9/3/2009	REGISTERED PROF NURSE II	53845		\$54,936.00	\$79,236.00	B	HILO MEDICAL CENTER	Y
9/5/2009	PER DIEM NURSE	108761	Y	\$23,194.00	\$ 37.17	B	LEAHI HOSPITAL	Y
9/5/2009	CLERK III	36138		\$26,700.00	\$26,700.00	B	MAUI MEM MEDICAL CENTER	Y
9/8/2009	REGISTERED PROF NURSE III	19703		\$77,304.00	\$77,304.00	B	MAUI MEM MEDICAL CENTER	Y
9/9/2009	MEDICAL TRANSCRIPTIONIST	56510		\$28,536.00	\$ -	B	HILO MEDICAL CENTER	Y
9/10/2009	REGISTERED PROF NURSE II	20524		\$ -	\$ -	B	HILO MEDICAL CENTER	N
9/10/2009	RESPIRATORY THERAPY TECH FP	26965		\$46,932.00	\$49,200.00	B	HILO MEDICAL CENTER	Y
9/10/2009	JANITOR II	56659		\$33,228.00	\$ -	B	HILO MEDICAL CENTER	Y
9/10/2009	REGISTERED PROF NURSE III	56520		\$65,304.00	\$77,304.00	B	KAU HOSPITAL	Y
9/10/2009	NURSE AIDE FP	19710		\$32,736.00	\$32,736.00	B	MAUI MEM MEDICAL CENTER	Y
9/15/2009	CLERK IV	54691		\$26,364.00	\$27,756.00	B	HILO MEDICAL CENTER	Y
9/15/2009	REGISTERED PROF NURSE III	53745		\$79,236.00	\$79,236.00	B	MAUI MEM MEDICAL CENTER	Y
9/16/2009	PSYCHIATRIC AIDE FP	53581		\$34,836.00	\$ -	B	HILO MEDICAL CENTER	Y
9/16/2009	REGISTERED PROF NURSE III	56704		\$68,736.00	\$ -	B	KONA COMMUNITY HOSPITAL	Y
9/16/2009	INSTITUTION FOOD SVCS MGR II	56703		\$46,008.00	\$ -	B	KONA COMMUNITY HOSPITAL	Y
9/16/2009	CERTIFIED NURSE AIDE FP	19864		\$ 15.74	\$ 15.74	B	LANAI COMMUNITY HOSP	Y
9/19/2009	HEALTH INFO ADMR	20425		\$48,744.00	\$73,044.00	B	HILO MEDICAL CENTER	Y
9/19/2009	IMAGING SPECIALIST II	55810		\$42,192.00	\$71,496.00	B	HILO MEDICAL CENTER	Y
9/21/2009	PSYCHIATRIC AIDE FP	55998		\$ -	\$ -	B	HILO MEDICAL CENTER	N
							KAUAI VETERANS MEMORIAL	
9/22/2009	REGISTERED PROF NURSE III	55681		\$74,236.00	\$68,736.00	B	HOSP	N
9/23/2009	PER DIEM NURSE	109337	Y	\$ 37.17	\$ 37.17	B	MAUI MEM MEDICAL CENTER	Y
9/25/2009	SECURITY OFFICER I	44406		\$32,424.00	\$32,424.00	B	MAUI MEM MEDICAL CENTER	Y
9/26/2009	CREDIT & COLLECTION CLERK	20297		\$29,652.00	\$35,064.00	B	HILO MEDICAL CENTER	Y
9/26/2009	ADMITTING CLERK I	56652		\$27,756.00	\$27,756.00	B	HILO MEDICAL CENTER	Y
9/26/2009	OCCUP THERAPY AIDE FP	56267		\$34,836.00	\$34,836.00	B	MAUI MEM MEDICAL CENTER	Y
9/27/2009	TRANSPORTER	56228		\$30,876.00	\$ 14.84	B	MAUI MEM MEDICAL CENTER	Y
9/28/2009	PER DIEM CNA	109044	Y	\$ 18.56	\$ 18.35	B	KONA COMMUNITY HOSPITAL	Y
9/28/2009	REGISTERED PROF NURSE III	55870		\$77,304.00	\$77,304.00	B	MAUI MEM MEDICAL CENTER	Y
10/1/2009	CENTRAL SUPPLY AIDE II	45711		\$ -	\$ -	B	HILO MEDICAL CENTER	N

HAWAII HEALTH SYSTEMS CORPORATION
VACACY REPORT as of November 30, 2009

Page 19 of 21
Table 10
2010 Budget Briefing

Vacancy Date	Position Title	Position Number	Exempt (Y/N)	Budgeted Amount	Actual Salary Last Paid	MO F	Prog ID (Facility)	Authorized to Fill (Y or N)
10/1/2009	LAUNDRY WORKER I	49242		\$34,164.00	\$34,164.00	B	HILO MEDICAL CENTER	Y
10/1/2009	IMAGING SPECIALIST LEAD	54405		\$45,648.00	\$79,056.00	B	HILO MEDICAL CENTER	Y
10/1/2009	REGISTERED PROF NURSE II	54434		\$54,936.00	\$79,236.00	B	HILO MEDICAL CENTER	Y
10/1/2009	REGISTERED PROF NURSE III	56323		\$ -	\$ -	B	HILO MEDICAL CENTER	N
10/1/2009	HEALTH INFO TECH III	56739		\$32,064.00	\$ -	B	HILO MEDICAL CENTER	Y
10/1/2009	HEALTH INFO TECH II	56740		\$29,652.00	\$ -	B	HILO MEDICAL CENTER	Y
								N (TO BE ABOLISHED)
10/1/2009	QUAL & CONT IMPR OFFCR	55580		\$91,915.00	\$91,915.00	B	KONA COMMUNITY HOSPITAL	Y
10/1/2009	CERTIFIED NURSE AIDE FP	30203		\$32,736.00	\$32,736.00	B	LEAHI HOSPITAL	Y
10/1/2009	LICENSED PRACTICAL NURSE FP	18164		\$47,316.00	\$47,316.00	B	LEAHI HOSPITAL	Y
10/1/2009	CERTIFIED NURSE AIDE FP	56472		\$34,836.00	\$32,736.00	B	LEAHI HOSPITAL	Y
10/1/2009	REGISTERED PROF NURSE III	19788		\$74,328.00	\$68,736.00	B	MAUI MEM MEDICAL CENTER	Y
10/1/2009	REGISTERED PROF NURSE III	23636		\$83,244.00	\$83,244.00	B	MAUI MEM MEDICAL CENTER	Y
10/2/2009	HOME CARE AIDE FP	56448		\$34,836.00	\$34,836.00	B	MALUHIA	N
10/2/2009	PER DIEM NURSE	109336	Y	\$ 37.17	\$ 35.31	B	MAUI MEM MEDICAL CENTER	Y
10/3/2009	NURSE AIDE FP	55905		\$32,736.00	\$32,736.00	B	MAUI MEM MEDICAL CENTER	Y
10/3/2009	TELEMETRY TECHNICIAN FP	54575		\$37,248.00	\$37,248.00	B	MAUI MEM MEDICAL CENTER	Y
10/5/2009	EMERGENCY ROOM ASST ENTRY	55995		\$37,248.00	\$34,836.00	B	MAUI MEM MEDICAL CENTER	Y
10/5/2009	MEDICAL TRANSCRIPTIONIST	53611		\$30,036.00	\$28,536.00	B	MAUI MEM MEDICAL CENTER	Y
10/5/2009	NURSE AIDE FP	55183		\$32,736.00	\$32,736.00	B	MAUI MEM MEDICAL CENTER	Y
10/8/2009	REGISTERED PROF NURSE II	20503		\$54,936.00	\$44,256.00	B	HILO MEDICAL CENTER	Y
10/9/2009	REGISTERED PROF NURSE III	55864		\$74,328.00	\$68,736.00	B	MAUI MEM MEDICAL CENTER	Y
10/10/2009	JANITOR II	41607		\$33,228.00	\$33,228.00	B	MAUI MEM MEDICAL CENTER	Y
10/11/2009	REGISTERED PROF NURSE III	32008		\$77,304.00	\$77,304.00	B	MAUI MEM MEDICAL CENTER	Y
10/14/2009	REGISTERED PROF NURSE III	55518		\$68,304.00	\$73,440.00	B	SAMUEL MAHELONA MEM HOSP	N
10/16/2009	CENTRAL SUPPLY AIDE II	43518		\$21,240.00	\$21,240.00	B	HILO MEDICAL CENTER KAUAI VETERANS MEMORIAL	Y
10/16/2009	STAFF PHYSICIAN	109369	Y	\$ -		B	HOSP	N
10/16/2009	CERTIFIED NURSE AIDE ENTRY	54942		\$32,736.00	\$30,876.00	B	KULA HOSPITAL	Y
10/16/2009	BLDG MAINT WORKER I	56730		\$ 21.42	\$ -	B	LANAI COMMUNITY HOSP	Y
10/16/2009	ASST ADMR PHYSICIAN PRAC DIR	109361	Y	#####	\$ -	B	MAUI MEM MEDICAL CENTER	Y
10/16/2009	PHYSICAL THERAPIST IV	19789		\$78,924.00	\$83,124.00	B	MAUI MEM MEDICAL CENTER	Y
10/16/2009	REGISTERED PROF NURSE IV	56731		\$81,972.00	\$ -	B	MAUI MEM MEDICAL CENTER	Y
10/16/2009	HEALTH UNIT CLERK I	44916		\$28,836.00	\$28,836.00	B	MAUI MEM MEDICAL CENTER	Y
10/17/2009	ADMITTING CLERK I	53518		\$27,756.00	\$27,888.00	B	HILO MEDICAL CENTER	Y
10/17/2009	DEPARTMENTAL PERS OFFICER III	55910		\$93,000.00	\$81,771.96	B	KONA COMMUNITY HOSPITAL	Y
10/17/2009	REGISTERED PROF NURSE III	54876		\$79,236.00	\$75,276.00	B	MAUI MEM MEDICAL CENTER	Y
10/18/2009	JANITOR II	54725		\$33,228.00	\$33,228.00	B	MAUI MEM MEDICAL CENTER	Y

HAWAII HEALTH SYSTEMS CORPORATION
VACANCY REPORT as of November 30, 2009

Page 20 of 21
Table 10
2010 Budget Briefing

Vacancy Date	Position Title	Position Number	Exempt (Y/N)	Budgeted Amount	Actual Salary Last Paid	MO F	Prog ID (Facility)	Authorized to Fill (Y or N)
10/21/2009	REGISTERED PROF NURSE III	56296		\$68,736.00	\$73,440.00	B	KONA COMMUNITY HOSPITAL	Y
10/24/2009	REGISTERED PROF NURSE IV	54072		\$71,988.00	\$83,016.00	B	HILO MEDICAL CENTER	Y
10/24/2009	CLERK III	54774		\$25,668.00	\$ 11.72	B	MAUI MEM MEDICAL CENTER	Y
10/25/2009	REGISTERED PROF NURSE II	20541		\$54,936.00	\$73,440.00	B	HILO MEDICAL CENTER	Y
10/25/2009	REGISTERED PROF NURSE III	26891		\$77,304.00	\$77,304.00	B	MAUI MEM MEDICAL CENTER	Y
10/25/2009	REGISTERED PROF NURSE III	51014		\$77,304.00	\$73,440.00	B	MAUI MEM MEDICAL CENTER	Y
10/26/2009	OUTPATIENT CLINICAL ASST FP	56743		\$ -	\$ -	B	HILO MEDICAL CENTER	N
10/26/2009	NURSE AIDE FP	19754		\$32,736.00	\$32,736.00	B	MAUI MEM MEDICAL CENTER	Y
10/27/2009	REGISTERED PROF NURSE III	30991		\$68,736.00	\$65,304.00	B	KONA COMMUNITY HOSPITAL	Y
10/27/2009	KITCHEN HELPER	54829		\$ 15.98	\$ 15.98	B	LANAI COMMUNITY HOSP	Y
10/27/2009	IMAGING TECH FP	54759		\$ 25.50	\$ 25.50	B	LANAI COMMUNITY HOSP	Y
10/29/2009	ADMITTING CLERK I	55160		\$28,836.00	\$27,396.00	B	MAUI MEM MEDICAL CENTER	Y
10/31/2009	PER DIEM CNA	109110	Y	\$ 18.56	\$ 18.56	B	MAUI MEM MEDICAL CENTER	Y
11/1/2009	COMPUTER OPERATOR II	56602		\$ -	\$ -	B	CORPORATE OFFICE	N
11/1/2009	OCCUPATIONAL THERAPIST III	20433		\$40,020.00	\$46,860.00	B	HILO MEDICAL CENTER	Y
11/1/2009	REGISTERED PROF NURSE IV	20537		\$ -	\$ -	B	HILO MEDICAL CENTER	N
11/1/2009	REGISTERED PROF NURSE III	20548		\$ -	\$ -	B	HILO MEDICAL CENTER	N
11/1/2009	CERTIFIED NURSE AIDE FP	22736		\$32,736.00	\$38,604.00	B	HILO MEDICAL CENTER	Y
11/1/2009	REGISTERED PROF NURSE III	34665		\$65,304.00	\$75,276.00	B	HILO MEDICAL CENTER	Y
11/1/2009	REGISTERED PROF NURSE III	41187		\$65,304.00	\$41,316.00	B	HILO MEDICAL CENTER	Y
11/1/2009	REGISTERED PROF NURSE III	46630		\$ -	\$ -	B	HILO MEDICAL CENTER	N
11/1/2009	REGISTERED PROF NURSE III	54156		\$ -	\$ -	B	HILO MEDICAL CENTER	N
11/1/2009	TUMOR REGISTRAR SPCLST III	56707		\$42,132.00	\$ -	B	KONA COMMUNITY HOSPITAL	Y
11/1/2009	REGISTERED PROF NURSE III	56706		\$68,736.00	\$ -	B	KONA COMMUNITY HOSPITAL	Y
11/1/2009	ELECTRICIAN II	56705		\$46,236.00	\$ -	B	KONA COMMUNITY HOSPITAL	Y (TA ONLY)
11/1/2009	HEALTH UNIT CLERK II	20251		\$27,756.00	\$29,652.00	B	KONA COMMUNITY HOSPITAL	Y
11/1/2009	REGISTERED PROF NURSE IV	56298		\$75,780.00	\$87,216.00	B	KONA COMMUNITY HOSPITAL	Y
11/1/2009	REGISTERED PROF NURSE III	38481		\$68,736.00	\$65,304.00	B	KONA COMMUNITY HOSPITAL	Y
11/1/2009	CERTIFIED NURSE AIDE FP	56765		\$32,736.00	\$ -	B	KULA HOSPITAL	Y
11/1/2009	CERTIFIED NURSE AIDE FP	56764		\$32,736.00	\$ -	B	KULA HOSPITAL	Y
11/1/2009	CERTIFIED NURSE AIDE FP	56763		\$32,736.00	\$ -	B	KULA HOSPITAL	Y
11/1/2009	CERTIFIED NURSE AIDE FP	56762		\$32,736.00	\$ -	B	KULA HOSPITAL	Y
11/1/2009	PHYSICAL THERAPY AIDE FP	56761		\$34,836.00	\$ -	B	KULA HOSPITAL	Y
11/1/2009	JANITOR II	18481		\$33,234.00	\$33,228.00	B	LEAHI HOSPITAL	Y
11/1/2009	DEPARTMENTAL PERS OFFICER III	56474		\$82,430.00	\$79,757.16	B	LEAHI HOSPITAL	Y
11/1/2009	RECREATIONAL THERAPIST IV	56786		\$75,960.00	\$72,168.00	B	LEAHI HOSPITAL	Y
11/1/2009	STAFF PHYSICIAN	109362	Y	#####	\$ -	B	MAUI MEM MEDICAL CENTER	Y
11/1/2009	REGISTERED PROF NURSE III	56735		\$74,328.00	\$ -	B	MAUI MEM MEDICAL CENTER	Y
11/1/2009	REGISTERED PROF NURSE III	56734		\$74,328.00	\$ -	B	MAUI MEM MEDICAL CENTER	Y
11/1/2009	REGISTERED PROF NURSE III	56733		\$74,328.00	\$ -	B	MAUI MEM MEDICAL CENTER	Y
11/1/2009	REGISTERED PROF NURSE III	56732		\$74,328.00	\$ -	B	MAUI MEM MEDICAL CENTER	Y
11/1/2009	SECURITY OFFICER I	38073		\$30,804.00	\$30,804.00	B	MAUI MEM MEDICAL CENTER	Y

HAWAII HEALTH SYSTEMS CORPORATION
VACACY REPORT as of November 30, 2009

Page 21 of 21
Table 10
2010 Budget Briefing

Vacancy Date	Position Title	Position Number	Exempt (Y/N)	Budgeted Amount	Actual Salary Last Paid	MO F	Prog ID (Facility)	Authorized to Fill (Y or N)
11/1/2009	REGISTERED PROF NURSE III	41962		\$83,244.00	\$83,244.00	B	MAUI MEM MEDICAL CENTER	Y
11/2/2009	PER DIEM NURSE	108845	Y	\$ 37.17	\$ 35.31	B	MAUI MEM MEDICAL CENTER	Y
11/2/2009	REGISTERED PROF NURSE II	56361		\$74,328.00	\$54,936.00	B	MAUI MEM MEDICAL CENTER	Y
11/2/2009	IMAGING SPECIALIST LEAD	35274		\$70,176.00	\$70,176.00	B	MAUI MEM MEDICAL CENTER	Y
11/3/2009	OCCUP THERAPY ASST FP	30379		\$40,164.00	\$45,108.00	B	HILO MEDICAL CENTER	Y
11/4/2009	PER DIEM NURSE	108846	Y	\$ 37.17	\$ 35.31	B	MAUI MEM MEDICAL CENTER	Y
11/6/2009	OPERATING ROOM ASST ENTRY	53721		\$34,836.00	\$32,736.00	B	MAUI MEM MEDICAL CENTER	Y
11/7/2009	PER DIEM NURSE	109339	Y	\$ 37.17	\$ 35.31	B	MAUI MEM MEDICAL CENTER	Y
11/9/2009	REGISTERED PROF NURSE III	19693		\$79,236.00	\$75,276.00	B	MAUI MEM MEDICAL CENTER	Y
11/11/2009	CERTIFIED NURSE AIDE FP	22739		\$32,736.00	\$31,116.00	B	HILO MEDICAL CENTER	Y
11/13/2009	REGISTERED PROF NURSE III	45805		\$65,304.00	\$79,080.00	B	HILO MEDICAL CENTER	Y
11/14/2009	CLERK IV	55476		\$26,364.00	\$28,536.00	B	HILO MEDICAL CENTER	Y
11/14/2009	NURSE AIDE ENTRY	54866		\$32,736.00	\$30,876.00	B	MAUI MEM MEDICAL CENTER	Y
11/15/2009	OCCUP THERAPY AIDE FP	56025		\$36,060.00	\$36,060.00	B	MAUI MEM MEDICAL CENTER	Y
							KAUAI VETERANS MEMORIAL	
11/16/2009	REGISTERED PROF NURSE VII	56674		\$ -		B	HOSP	N
							KAUAI VETERANS MEMORIAL	
11/16/2009	REGISTERED PROF NURSE VII	56669		\$ -		B	HOSP	N
								Y (CASUAL ONLY)
11/16/2009	IMAGING SPECIALIST II	56708		\$ 21.35	\$ -	B	KONA COMMUNITY HOSPITAL	
11/16/2009	ACCOUNT CLERK III	53805		\$36,072.00	\$36,072.00	B	KULA HOSPITAL	Y
11/16/2009	CERTIFIED NURSE AIDE FP	56787		\$32,736.00	\$32,736.00	B	LEAHI HOSPITAL	Y
11/16/2009	REGISTERED PROF NURSE III	41589		\$79,236.00	\$75,276.00	B	MAUI MEM MEDICAL CENTER	Y
11/19/2009	REGISTERED PROF NURSE III	54281		\$65,304.00	\$77,304.00	B	HILO MEDICAL CENTER	Y
11/19/2009	PATIENT ACCESS REP II	54921		\$31,212.00	\$30,804.00	B	KONA COMMUNITY HOSPITAL	Y
11/19/2009	TRANSPORTER	53717		\$30,876.00	\$30,876.00	B	MAUI MEM MEDICAL CENTER	Y
11/19/2009	CLERK IV	55146		\$30,036.00	\$28,536.00	B	MAUI MEM MEDICAL CENTER	Y
11/21/2009	GENERAL LABORER II	20423		\$33,780.00	\$34,164.00	B	HILO MEDICAL CENTER	Y
11/21/2009	PER DIEM NURSE	109340	Y	\$ 37.17	\$ 35.31	B	MAUI MEM MEDICAL CENTER	Y
11/22/2009	CERTIFIED NURSE AIDE FP	22742		\$32,736.00	\$ -	B	HILO MEDICAL CENTER	Y
11/22/2009	HEALTH UNIT CLERK I	54324		\$27,756.00	\$ 12.34	B	MAUI MEM MEDICAL CENTER	Y
11/23/2009	PHYSICAL THERAPIST III	42363		\$62,400.00	\$62,400.00	B	MAUI MEM MEDICAL CENTER	Y
11/24/2009	HEALTH INFO TECH I	20428		\$31,236.00	\$27,396.00	B	HILO MEDICAL CENTER	Y
11/24/2009	ADMITTING CLERK I	55391		\$31,212.00	\$31,212.00	B	MAUI MEM MEDICAL CENTER	Y
11/25/2009	CERTIFIED NURSE AIDE FP	20655		\$32,736.00	\$32,364.00	B	HILO MEDICAL CENTER	Y
11/25/2009	PHYSICAL THERAPIST ASST FP	56392		\$ 19.31	\$ 19.31	B	MAUI MEM MEDICAL CENTER	Y
11/26/2009	NURSE AIDE FP	19877		\$32,736.00	\$32,736.00	B	MAUI MEM MEDICAL CENTER	Y

HAWAII HEALTH SYSTEMS CORPORATION
NO. OF SEPARATIONS
(July 1, 2008 - November 30, 2009)

Page 1 of 13
Table 11
2010 Budget Briefing

Prog ID/Org	Facility	Position Perm/Temp	MOF	Position Title	Monthly Pay w/						
					BUDGETE D FTE	BUDGETED SALARY	Actual FTE	Differential	BU Pay	Grade	State Step
HHSC	LEAHI HOSPITAL	56468	PERM	B	SECRETARY II	1 \$ 44,416.00	1	\$ 2,702.00	3	SR14	A
HHSC	LEAHI HOSPITAL	18409	PERM	B	CERTIFIED NURSE AIDE	1 \$ 32,545.64	1	\$ 2,697.00	10	HE04	1
HHSC	LEAHI HOSPITAL	56435	PERM	B	ADULT DAY HLTH AIDE	0 \$ -	1	\$ 2,870.00	10	HE06	1
HHSC	LEAHI HOSPITAL	56173	TEMP	B	SOCIAL WORKER III	0.5 \$ 20,863.68	0.5	\$ 3,376.00	13	SR20	C
HHSC	LEAHI HOSPITAL	56157	TEMP	B	RECREATIONAL AIDE FP	0.67 \$ 23,600.80	1	\$ 2,870.00	10	HE06	1
HHSC	LEAHI HOSPITAL	55909	PERM	B	REGISTERED PROF NURS	0.5 \$ 41,379.44	0.5	\$ 6,442.00	9	SR20	E
HHSC	LEAHI HOSPITAL	55730	PERM	B	PERSONNEL MGMT SPECI	1 \$ 40,172.64	1	\$ 3,249.00	73	SR18	D
HHSC	LEAHI HOSPITAL	54039	PERM	B	PERSONNEL CLERK III	0 \$ -	1	\$ 2,224.00	63	SR09	B
HHSC	LEAHI HOSPITAL	47550	PERM	B	RECREATIONAL AIDE FP	1 \$ 34,640.80	1	\$ 2,870.00	10	HE06	1
HHSC	LEAHI HOSPITAL	47316	PERM	B	JANITOR II	1 \$ 32,859.84	1	\$ 2,738.00	1	BC02	A
HHSC	LEAHI HOSPITAL	45102	PERM	B	LICENSED PRACTICAL N	1 \$ 48,151.52	1	\$ 3,990.00	10	HE08	Z2
HHSC	LEAHI HOSPITAL	45098	PERM	B	ADULT DAY HLTH AIDE	1 \$ 34,640.80	1	\$ 2,903.00	10	HE06	1
HHSC	LEAHI HOSPITAL	45097	PERM	B	ADULT DAY HLTH AIDE	1 \$ 34,640.80	1	\$ 2,903.00	10	HE06	1
HHSC	LEAHI HOSPITAL	39909	PERM	B	CERTIFIED NURSE AIDE	1 \$ 32,545.64	1	\$ 2,697.00	10	HE04	1
HHSC	LEAHI HOSPITAL	18245	PERM	B	LICENSED PRACTICAL N	1 \$ 35,654.80	1	\$ 3,104.00	10	HE08	1
HHSC	LEAHI HOSPITAL	20960	PERM	B	LICENSED PRACTICAL N	0 \$ -	1	\$ 3,104.00	10	HE08	1
HHSC	LEAHI HOSPITAL	18533	PERM	B	ACCOUNT CLERK III	1 \$ 31,212.48	1	\$ 2,601.00	3	SR11	C
HHSC	LEAHI HOSPITAL	18506	PERM	B	SEWING WORKER I	0.08 \$ 2,738.32	1	\$ 2,815.00	1	BC03	A
HHSC	LEAHI HOSPITAL	18485	PERM	B	JANITOR II	0.125 \$ 3,896.00	1	\$ 2,738.00	1	BC02	A
HHSC	LEAHI HOSPITAL	18445	PERM	B	KITCHEN HELPER	1 \$ 32,859.84	1	\$ 2,738.00	1	BC02	A
HHSC	LEAHI HOSPITAL	18408	PERM	B	LIGHT TRUCK DRIVER	1 \$ 35,143.68	1	\$ 2,962.00	1	BC04	A
HHSC	LEAHI HOSPITAL	18405	PERM	B	GROUNDKEEPER I	1 \$ 32,859.84	1	\$ 2,503.00	1	BC02	A
HHSC	LEAHI HOSPITAL	18312	PERM	B	LICENSED PRACTICAL N	1 \$ 47,549.52	1	\$ 3,940.00	10	HE08	Z2
HHSC	LEAHI HOSPITAL	18198	PERM	B	REGISTERED PROF NURS	1 \$ 76,165.44	1	\$ 6,603.00	9	SR20	L1
HHSC	LEAHI HOSPITAL	18193	PERM	B	CERTIFIED NURSE AIDE	1 \$ 35,858.36	1	\$ 2,971.00	10	HE04	4
HHSC	LEAHI HOSPITAL	18182	PERM	B	SECRETARY II	1 \$ 44,416.32	1	\$ 3,701.00	3	SR14	I
HHSC	MALUHIA	109257	EXEMPT	B	DIRECTOR OF NURSING	0 \$ -	1	\$ 7,916.66	0	MTK	
HHSC	MALUHIA	56441	PERM	B	LICENSED PRACTICAL N	1 \$ 37,248.00	1	\$ 3,761.00	10	HE08	1
HHSC	MALUHIA	56436	PERM	B	ADULT DAY HLTH AIDE	0 \$ -	1	\$ 2,870.00	10	HE06	1
HHSC	MALUHIA	56429	PERM	B	PHYSICAL THERAPIST A	0 \$ -	0.5	\$ 4,033.00	10	HE10	4
HHSC	MALUHIA	55432	PERM	B	DIETITIAN III	1 \$ 65,388.00	1	\$ 3,951.00	13	SR20	F
HHSC	MALUHIA	51059	PERM	B	PARA MEDICAL ASSISTA	1 \$ 40,764.00	1	\$ 3,397.00	10	HE06	Z1
HHSC	MALUHIA	34219	PERM	B	BLDG MAINT WORKER II	0 \$ -	1	\$ 3,875.00	1	WS09	A
HHSC	MALUHIA	28575	PERM	B	PATIENT CARE TECH FP	1 \$ 37,836.00	1	\$ 2,870.00	10	HE06	1
HHSC	MALUHIA	22939	PERM	B	LICENSED PRACTICAL N	1 \$ 47,784.00	1	\$ 3,982.00	10	HE08	Z2
HHSC	MALUHIA	21074	PERM	B	SEWING WORKER II	1 \$ 32,856.00	1	\$ 2,999.00	1	WS03	A
HHSC	MALUHIA	20988	PERM	B	CERTIFIED NURSE AIDE	1 \$ 33,756.00	1	\$ 2,781.00	10	HE04	2
HHSC	MALUHIA	20978	PERM	B	CERTIFIED NURSE AIDE	1 \$ 32,736.00	1	\$ 2,781.00	10	HE04	2
HHSC	MALUHIA	20962	PERM	B	LICENSED PRACTICAL N	1 \$ 37,248.00	1	\$ 3,069.00	10	HE08	1
HHSC	MALUHIA	20960	PERM	B	LICENSED PRACTICAL N	1 \$ 37,248.00	1	\$ 3,069.00	10	HE08	1
HHSC	MALUHIA	18457	PERM	B	INSTITUTION FACILITI	0 \$ -	1	\$ 5,062.00	4	SR24	G
HHSC	MALUHIA	18410	PERM	B	DIETITIAN V	0 \$ -	1	\$ 5,310.00	23	SR24	F
HHSC	HAWAII HEALTH SYSTEMS CORP	23546	PERM	B	FISCAL OFFICER I	1 \$ 75,235.00	1	\$ 6,087.00	73	SR26	K
HHSC	HAWAII HEALTH SYSTEMS CORP	48774	PERM	B	DATA PROC SYSTEMS AN	0 \$ -	1	\$ 5,002.00	23	SR26	F

Note: Report excludes Casual Hires and Per Diems.
West HI Region (Kohala and Kona) - Used Avg. Salary

HAWAII HEALTH SYSTEMS CORPORATION
NO. OF SEPARATIONS
(July 1, 2008 - November 30, 2009)

Page 2 of 13
Table 11
2010 Budget Briefing

Prog ID/Org	Facility	Position	Perm/Temp	MOF	Position Title	Monthly Pay w/						BU	PayGrade	State	Step
						BUDGETE D FTE	BUDGETED SALARY	Actual FTE	Differential	BU	PayGrade				
HHSC	HAWAII HEALTH SYSTEMS CORP	54005	PERM	B	PERSONNEL PROGRAM OF	1	\$ 70,187.00	1	\$ 5,793.58	35	EM03				
HHSC	HAWAII HEALTH SYSTEMS CORP	55448	PERM	B	PROCUREMENT & SUPPLY	1	\$ 37,092.00	1	\$ 3,001.00	13	SR16			D	
HHSC	HAWAII HEALTH SYSTEMS CORP	55524	PERM	B	INTERNAL AUDITOR V	0.5	\$ 36,171.54	0.5	\$ 7,115.66	73	SR24			L	
HHSC	HAWAII HEALTH SYSTEMS CORP	55539	PERM	B	SENIOR CONTRACTS MAN	1	\$ 79,579.12	1	\$ 6,828.05	35	EM05				
HHSC	HAWAII HEALTH SYSTEMS CORP	55730	PERM	B	PERSONNEL MGMT SPECI	1	\$ 48,859.00	1	\$ 3,953.00	73	SR18			I	
HHSC	HAWAII HEALTH SYSTEMS CORP	55856	PERM	B	PAYROLL SYSTEMS MGR	1	\$ 65,873.36	1	\$ 5,444.56	35	EM03				
HHSC	HAWAII HEALTH SYSTEMS CORP	55988	PERM	B	PRIVATE SECRETARY I	0	\$ -	1	\$ 5,062.00	63	SR20			K	
HHSC	HAWAII HEALTH SYSTEMS CORP	55988	PERM	B	PRIVATE SECRETARY I	1	\$ 60,156.00	1	\$ 4,328.00	63	SR20			G	
HHSC	HAWAII HEALTH SYSTEMS CORP	56023	PERM	B	PERSONNEL PROGRAM OF	1	\$ 85,995.03	1	\$ 6,940.00	35	EM03				
HHSC	HAWAII HEALTH SYSTEMS CORP	103485	EXEMPT	B	VP/GENERAL COUNSEL	1	#####	1	\$ 14,437.50	0	MTE				
HHSC	HAWAII HEALTH SYSTEMS CORP	108568	EXEMPT	B	ASST GENERAL COUNSEL	1	#####	1	\$ 9,999.83	73	MTH				
HHSC	HAWAII HEALTH SYSTEMS CORP	108592	EXEMPT	B	DIR OF BUS DVLP & MK	0	\$ -	1	\$ 7,284.16	73	MTH				
HHSC	HAWAII HEALTH SYSTEMS CORP	109112	EXEMPT	B	ASST GENERAL COUNSEL	0	\$ -	1	\$ 9,166.50	73	MTH				
HHSC	HAWAII HEALTH SYSTEMS CORP	109271	EXEMPT	B	ASST DIR OF COMM/PUB	1	\$ 75,190.00	1	\$ 6,083.33	73	MTK				
HHSC	KAUAI VETERANS MEMORIAL HO	103485	EXEMPT	B	VP/GENERAL COUNSEL	1	#####	1	\$ 13,750.00	0	MTE				
HHSC	KAUAI VETERANS MEMORIAL HO	101688	EXEMPT	B	REGIONAL CEO	1	#####	1	\$ 16,169.08	0	MTC				
HHSC	KAUAI VETERANS MEMORIAL HO	56131	PERM	B	PHYSICAL THERAPIST I	1	\$ 57,153.00	1	\$ 4,624.00	13	SR20			K	
HHSC	KAUAI VETERANS MEMORIAL HO	56004	PERM	B	CREDIT & COLLECTION	1	\$ 37,968.00	1	\$ 2,702.00	3	SR13			B	
HHSC	KAUAI VETERANS MEMORIAL HO	55549	PERM	B	ADMITTING CLERK I	1	\$ 33,756.00	1	\$ 2,503.00	3	SR10			C	
HHSC	KAUAI VETERANS MEMORIAL HO	55338	PERM	B	REGISTERED PROF NURS	0.9	\$ 68,736.00	0.9	\$ 5,956.00	9	SR20			D	
HHSC	KAUAI VETERANS MEMORIAL HO	55335	PERM	B	LICENSED PRACTICAL N	1	\$ 41,430.00	1	\$ 2,870.00	10	HE06			1	
HHSC	KAUAI VETERANS MEMORIAL HO	55334	PERM	B	LICENSED PRACTICAL N	1	\$ 37,995.00	1	\$ 2,903.00	10	HE06			1	
HHSC	KAUAI VETERANS MEMORIAL HO	55319	PERM	B	LICENSED PRACTICAL N	1	\$ 41,430.00	1	\$ 3,435.00	10	HE08			1	
HHSC	KAUAI VETERANS MEMORIAL HO	53447	PERM	B	REGISTERED PROF NURS	1	\$ 76,734.00	1	\$ 6,603.00	9	SR20			L1	
HHSC	KAUAI VETERANS MEMORIAL HO	45268	PERM	B	IMAGING SPECIALIST I	1	\$ 67,620.00	1	\$ 5,648.00	3	SR22			C	
HHSC	KAUAI VETERANS MEMORIAL HO	29180	PERM	B	SURGICAL TECHNICIAN	1	\$ 34,638.00	1	\$ 2,952.00	10	HE06			1	
HHSC	KAUAI VETERANS MEMORIAL HO	28582	PERM	B	REGISTERED PROF NURS	1	\$ 76,734.00	1	\$ 5,728.00	9	SR20			B	
HHSC	KAUAI VETERANS MEMORIAL HO	20746	PERM	B	SECRETARY II	1	\$ 34,955.00	1	\$ 2,922.00	3	SR14			C	
HHSC	SAMUEL MAHELONA MEM HOSP	56147	PERM	B	REGISTERED PROF NURS	1	\$ 75,816.00	1	\$ 6,442.00	9	SR20			E	
HHSC	SAMUEL MAHELONA MEM HOSP	55981	PERM	B	REGISTERED PROF NURS	1	\$ 75,816.00	1	\$ 6,442.00	9	SR20			E	
HHSC	SAMUEL MAHELONA MEM HOSP	55980	PERM	B	REGISTERED PROF NURS	1	\$ 75,816.00	1	\$ 6,442.00	9	SR20			E	
HHSC	SAMUEL MAHELONA MEM HOSP	55521	PERM	B	REGISTERED PROF NURS	1	\$ 75,816.00	1	\$ 6,442.00	9	SR20			E	
HHSC	SAMUEL MAHELONA MEM HOSP	55519	PERM	B	REGISTERED PROF NURS	1	\$ 75,816.00	1	\$ 6,442.00	9	SR20			E	
HHSC	SAMUEL MAHELONA MEM HOSP	55517	PERM	B	REGISTERED PROF NURS	1	\$ 75,816.00	1	\$ 6,442.00	9	SR20			E	
HHSC	SAMUEL MAHELONA MEM HOSP	27590	PERM	B	LICENSED PRACTICAL N	1	\$ 38,268.00	1	\$ 3,104.00	10	HE08			1	
HHSC	SAMUEL MAHELONA MEM HOSP	27581	PERM	B	REGISTERED PROF NURS	1	\$ 75,072.00	1	\$ 5,956.00	9	SR20			D	
HHSC	SAMUEL MAHELONA MEM HOSP	21792	PERM	B	CERTIFIED NURSE AIDE	1	\$ 32,544.00	1	\$ 2,728.00	10	HE04			1	
HHSC	SAMUEL MAHELONA MEM HOSP	21781	PERM	B	LICENSED PRACTICAL N	1	\$ 38,268.00	1	\$ 3,069.00	10	HE08			1	
HHSC	SAMUEL MAHELONA MEM HOSP	20833	PERM	B	REGISTERED PROF NURS	1	\$ 92,904.00	1	\$ 8,275.00	9	SR24			L3	
HHSC	SAMUEL MAHELONA MEM HOSP	20817	PERM	B	BLDG & GRDS SUPVR I	1	\$ 48,552.00	1	\$ 4,046.00	2	F-109			A	
HHSC	SAMUEL MAHELONA MEM HOSP	20814	PERM	B	BLDG MAINT WORKER I	1	\$ 43,988.00	1	\$ 3,652.00	1	BC09			A	
HHSC	SAMUEL MAHELONA MEM HOSP	20806	PERM	B	JANITOR II	1	\$ 32,980.00	1	\$ 2,738.00	1	BC02			A	
HHSC	SAMUEL MAHELONA MEM HOSP	20786	PERM	B	COOK II	1	\$ 41,268.00	1	\$ 3,466.00	1	BC08			A	
HHSC	KOHALA HOSPITAL	109346	EXEMPT	B	ASST HOSPITAL ADMR	1	\$ 39.52	1	\$ 39.52	0	MTK				

Note: Report excludes Casual Hires and Per Diems.
West HI Region (Kohala and Kona) - Used Avg. Salary

HAWAII HEALTH SYSTEMS CORPORATION
NO. OF SEPARATIONS
(July 1, 2008 - November 30, 2009)

Page 3 of 13
Table 11
2010 Budget Briefing

Prog ID/Org	Facility	Position	Perm/Temp	MOF	Position Title	Monthly Pay					
						BUDGETE D FTE	BUDGETED SALARY	Actual FTE	w/ Differential	BU PayGrade	StateStep
HHSC	KOHALA HOSPITAL	108563	EXEMPT	B	ASST HOSPITAL ADMR	1	\$ 82,188.00	1	\$ 6,849.50	0	MTK
HHSC	KOHALA HOSPITAL	42230	PERM	B	REGISTERED PROF NURS	1	\$ 73,248.00	1	\$ 6,442.00	9	SR20
HHSC	KOHALA HOSPITAL	34180	PERM	B	PERSONNEL CLERK IV	1	\$ 39,480.00	1	\$ 3,290.00	63	SR11
HHSC	KOHALA HOSPITAL	31654	PERM	B	EMERGENCY ROOM ASST	1	\$ 38,268.00	1	\$ 3,717.00	10	HE08
HHSC	KOHALA HOSPITAL	28733	PERM	B	LICENSED PRACTICAL N	1	\$ 36,828.00	1	\$ 3,283.00	10	HE08
HHSC	KOHALA HOSPITAL	20190	PERM	B	IMAGING TECH FP	1	\$ 52,500.00	1	\$ 4,568.00	3	SR18
HHSC	KOHALA HOSPITAL	20180	PERM	B	KITCHEN HELPER	0.75	\$ 32,484.00	0.75	\$ 2,738.00	1	BC02
HHSC	KOHALA HOSPITAL	20172	PERM	B	CERTIFIED NURSE AIDE	1	\$ 32,472.00	1	\$ 2,697.00	10	HE04
HHSC	KOHALA HOSPITAL	20168	PERM	B	REGISTERED PROF NURS	1	\$ 73,248.00	1	\$ 5,728.00	9	SR20
HHSC	KOHALA HOSPITAL	20168	PERM	B	REGISTERED PROF NURS	1	\$ 73,248.00	1	\$ 6,442.00	9	SR20
HHSC	KONA COMMUNITY HOSPITAL	108591	EXEMPT	B	ASST HOSPITAL ADMR	1	\$ 69.23	1	\$ 69.23	0	MTJ
HHSC	KONA COMMUNITY HOSPITAL	56416	PERM	B	HEALTH UNIT CLERK II	1	\$ 31,944.00	1	\$ 3,043.00	3	SR10
HHSC	KONA COMMUNITY HOSPITAL	56409	TEMP	B	CERTIFIED NURSE AIDE	1	\$ 32,472.00	1	\$ 2,544.00	10	HE02
HHSC	KONA COMMUNITY HOSPITAL	56407	PERM	B	REGISTERED PROF NURS	1	\$ 73,248.00	1	\$ 5,728.00	9	SR20
HHSC	KONA COMMUNITY HOSPITAL	56405	TEMP	B	JANITOR II	1	\$ 32,484.00	1	\$ 2,738.00	1	BC02
HHSC	KONA COMMUNITY HOSPITAL	56300	TEMP	B	JANITOR II	1	\$ 32,484.00	1	\$ 2,738.00	1	BC02
HHSC	KONA COMMUNITY HOSPITAL	56294	TEMP	B	JANITOR II	1	\$ 32,484.00	1	\$ 2,738.00	1	BC02
HHSC	KONA COMMUNITY HOSPITAL	56293	TEMP	B	JANITOR II	1	\$ 32,484.00	1	\$ 2,738.00	1	BC02
HHSC	KONA COMMUNITY HOSPITAL	56288	PERM	B	CLERK IV	1	\$ 39,468.00	1	\$ 2,702.00	3	SR10
HHSC	KONA COMMUNITY HOSPITAL	56284	TEMP	B	CONSTR & MAINT WORKE	1	\$ 42,948.00	1	\$ 3,652.00	1	BC09
HHSC	KONA COMMUNITY HOSPITAL	56277	PERM	B	IMAGING TECH FP	1	\$ 52,500.00	1	\$ 4,501.00	3	SR18
HHSC	KONA COMMUNITY HOSPITAL	56276	PERM	B	SURGICAL TECHNICIAN	1	\$ 39,252.00	1	\$ 3,186.00	10	HE08
HHSC	KONA COMMUNITY HOSPITAL	56125	TEMP	B	CERTIFIED NURSE AIDE	1	\$ 32,472.00	1	\$ 2,446.00	10	HE02
HHSC	KONA COMMUNITY HOSPITAL	56117	PERM	B	JANITOR II	1	\$ 32,484.00	1	\$ 2,738.00	1	BC02
HHSC	KONA COMMUNITY HOSPITAL	56116	PERM	B	LAUNDRY HELPER I	1	\$ 32,484.00	1	\$ 2,738.00	1	BC02
HHSC	KONA COMMUNITY HOSPITAL	56105	TEMP	B	CONSTR & MAINT WORKE	1	\$ 42,948.00	1	\$ 3,652.00	1	BC09
HHSC	KONA COMMUNITY HOSPITAL	56104	TEMP	B	CONSTR & MAINT WORKE	1	\$ 42,948.00	1	\$ 3,652.00	1	BC09
HHSC	KONA COMMUNITY HOSPITAL	55896	TEMP	B	RESPIRATORY THERAPY	0.9	\$ 57,696.00	0.9	\$ 4,292.00	10	HE12
HHSC	KONA COMMUNITY HOSPITAL	55827	PERM	B	HEALTH UNIT CLERK II	1	\$ 31,944.00	1	\$ 2,403.00	3	SR10
HHSC	KONA COMMUNITY HOSPITAL	55687	PERM	B	PATIENT FIN SVCS MGR	1	\$ 64,920.00	1	\$ 5,624.00	23	SR26
HHSC	KONA COMMUNITY HOSPITAL	55528	PERM	B	PHARMACIST I	1	\$ 95,652.00	1	\$ 8,085.00	13	SR22
HHSC	KONA COMMUNITY HOSPITAL	55523	PERM	B	CONSTR & MAINT WORKE	1	\$ 47,376.00	1	\$ 4,014.00	1	WS10
HHSC	KONA COMMUNITY HOSPITAL	55522	PERM	B	INSTITUTION HOUSEKEE	1	\$ 37,836.00	1	\$ 3,153.00	2	F-103
HHSC	KONA COMMUNITY HOSPITAL	55443	PERM	B	SOCIAL WORKER III	1	\$ 54,864.00	1	\$ 4,341.00	13	SR20
HHSC	KONA COMMUNITY HOSPITAL	55432	PERM	B	DIETITIAN III	1	\$ 42,372.00	1	\$ 5,449.00	13	SR20
HHSC	KONA COMMUNITY HOSPITAL	55398	PERM	B	REGISTERED PROF NURS	1	\$ 73,248.00	1	\$ 5,728.00	9	SR20
HHSC	KONA COMMUNITY HOSPITAL	55398	PERM	B	REGISTERED PROF NURS	1	\$ 73,248.00	0.9	\$ 5,728.00	9	SR20
HHSC	KONA COMMUNITY HOSPITAL	55396	PERM	B	CERTIFIED NURSE AIDE	1	\$ 32,472.00	1	\$ 2,697.00	10	HE04
HHSC	KONA COMMUNITY HOSPITAL	55309	PERM	B	PHYSICAL THERAPIST I	0.5	\$ 73,896.00	0.5	\$ 6,170.00	23	SR22
HHSC	KONA COMMUNITY HOSPITAL	54863	PERM	B	KITCHEN HELPER	1	\$ 32,484.00	1	\$ 2,738.00	1	BC02
HHSC	KONA COMMUNITY HOSPITAL	54802	PERM	B	PERSONNEL MGMT SPECI	1	\$ 51,444.00	1	\$ 4,625.00	73	SR20
HHSC	KONA COMMUNITY HOSPITAL	54694	PERM	B	CLERK III	1	\$ 27,504.00	1	\$ 2,403.00	3	SR08
HHSC	KONA COMMUNITY HOSPITAL	54577	PERM	B	CERTIFIED NURSE AIDE	1	\$ 32,472.00	1	\$ 2,728.00	10	HE04
HHSC	KONA COMMUNITY HOSPITAL	54446	PERM	B	EMERGENCY ROOM ASST	1	\$ 38,268.00	1	\$ 3,069.00	10	HE08

HAWAII HEALTH SYSTEMS CORPORATION
NO. OF SEPARATIONS
(July 1, 2008 - November 30, 2009)

Page 4 of 13
Table 11
2010 Budget Briefing

Prog ID/Org	Facility	Position	Perm/Temp	MOF	Position Title	Monthly Pay					
						BUDGETE	BUDGETED	Actual	w/	BU PayGrade	StateStep
						D FTE	SALARY	FTE	Differential		
HHSC	KONA COMMUNITY HOSPITAL	54442	PERM	B	DATA PROC SYSTEMS AN	1	\$ 74,580.00	1	\$ 6,210.00	13	SR24 L
HHSC	KONA COMMUNITY HOSPITAL	54292	PERM	B	CLERK TYPIST II	1	\$ 30,624.00	1	\$ 2,503.00	3	SR08 E
HHSC	KONA COMMUNITY HOSPITAL	54212	PERM	B	PSYCHIATRIC AIDE ENT	1	\$ 32,244.00	1	\$ 2,697.00	10	HE04 1
HHSC	KONA COMMUNITY HOSPITAL	54197	PERM	B	LICENSED PRACTICAL N	1	\$ 43,740.00	1	\$ 3,061.00	10	HE06 1
HHSC	KONA COMMUNITY HOSPITAL	53952	PERM	B	SECRETARY II	1	\$ 33,756.00	1	\$ 2,813.00	63	SR14 B
HHSC	KONA COMMUNITY HOSPITAL	53917	PERM	B	CLERK III	1	\$ 27,504.00	1	\$ 2,139.00	3	SR08 A
HHSC	KONA COMMUNITY HOSPITAL	53912	PERM	B	DATA PROC SYSTEMS AN	1	\$ 52,512.00	1	\$ 3,951.00	13	SR22 D
HHSC	KONA COMMUNITY HOSPITAL	53891	PERM	B	REGISTERED PROF NURS	0.5	\$ 73,248.00	0.7	\$ 6,347.00	9	SR20 E
HHSC	KONA COMMUNITY HOSPITAL	53863	PERM	B	STORES CLERK II	1	\$ 28,212.00	1	\$ 2,225.00	3	SR08 B
HHSC	KONA COMMUNITY HOSPITAL	53803	PERM	B	TRANSPORTER	1	\$ 31,824.00	1	\$ 2,544.00	10	HE02 1
HHSC	KONA COMMUNITY HOSPITAL	53802	PERM	B	TRANSPORTER	1	\$ 31,824.00	1	\$ 2,544.00	10	HE02 1
HHSC	KONA COMMUNITY HOSPITAL	53514	PERM	B	CREDIT & COLLECTION	1	\$ 36,756.00	1	\$ 3,848.00	3	SR13 K
HHSC	KONA COMMUNITY HOSPITAL	52222	PERM	B	CLERK TYPIST II	1	\$ 30,624.00	1	\$ 2,813.00	3	SR08 H
HHSC	KONA COMMUNITY HOSPITAL	52141	PERM	B	LICENSED PRACTICAL N	0.9	\$ 43,740.00	0.9	\$ 3,368.00	10	HE08 1
HHSC	KONA COMMUNITY HOSPITAL	51026	PERM	B	KITCHEN HELPER	1	\$ 32,484.00	1	\$ 2,738.00	1	BC02 A
HHSC	KONA COMMUNITY HOSPITAL	49210	PERM	B	REGISTERED PROF NURS	0.9	\$ 73,248.00	0.9	\$ 5,728.00	9	SR20 B
HHSC	KONA COMMUNITY HOSPITAL	49198	PERM	B	PHARMACY TECHNICIAN	0.5	\$ 35,484.00	0.5	\$ 2,911.00	10	HE06 1
HHSC	KONA COMMUNITY HOSPITAL	49193	PERM	B	PHARMACY TECHNICIAN	1	\$ 35,484.00	1	\$ 2,870.00	10	HE06 1
HHSC	KONA COMMUNITY HOSPITAL	48780	PERM	B	REGISTERED PROF NURS	0.6	\$ 73,248.00	0.6	\$ 6,937.00	9	SR20 L3
HHSC	KONA COMMUNITY HOSPITAL	48426	PERM	B	REGISTERED PROF NURS	1	\$ 73,248.00	0.5	\$ 6,194.00	9	SR20 D
HHSC	KONA COMMUNITY HOSPITAL	48426	PERM	B	REGISTERED PROF NURS	1	\$ 73,248.00	0.5	\$ 6,194.00	9	SR20 D
HHSC	KONA COMMUNITY HOSPITAL	47567	PERM	B	CENTRAL SUPPLY AIDE	1	\$ 32,988.00	1	\$ 2,922.00	3	SR10 G
HHSC	KONA COMMUNITY HOSPITAL	47397	PERM	B	LAUNDRY HELPER I	1	\$ 32,484.00	1	\$ 2,738.00	1	BC02 A
HHSC	KONA COMMUNITY HOSPITAL	47080	PERM	B	CENTRAL SUPPLY AIDE	1	\$ 27,348.00	1	\$ 1,974.00	3	SR06 A
HHSC	KONA COMMUNITY HOSPITAL	45972	PERM	B	HEALTH UNIT CLERK I	1	\$ 32,676.00	1	\$ 3,290.00	3	SR08 L
HHSC	KONA COMMUNITY HOSPITAL	45841	PERM	B	KITCHEN HELPER	1	\$ 32,484.00	1	\$ 2,738.00	1	BC02 A
HHSC	KONA COMMUNITY HOSPITAL	45839	PERM	B	ACCOUNT CLERK III	1	\$ 36,000.00	1	\$ 3,164.00	3	SR11 H
HHSC	KONA COMMUNITY HOSPITAL	45810	PERM	B	REGISTERED PROF NURS	0.6	\$ 73,248.00	0.6	\$ 6,603.00	9	SR20 L1
HHSC	KONA COMMUNITY HOSPITAL	45396	PERM	B	JANITOR II	1	\$ 32,484.00	1	\$ 2,738.00	1	BC02 A
HHSC	KONA COMMUNITY HOSPITAL	45384	PERM	B	IMAGING TECH ENTRY	1	\$ 45,168.00	1	\$ 3,876.00	3	SR16 A
HHSC	KONA COMMUNITY HOSPITAL	44662	PERM	B	HEALTH UNIT CLERK II	1	\$ 31,944.00	1	\$ 2,922.00	3	SR10 G
HHSC	KONA COMMUNITY HOSPITAL	42784	PERM	B	REGISTERED PROF NURS	0.5	\$ 73,248.00	0.75	\$ 6,506.00	9	SR20 L1
HHSC	KONA COMMUNITY HOSPITAL	42568	PERM	B	TRANSPORTER	1	\$ 31,824.00	1	\$ 2,544.00	10	HE02 1
HHSC	KONA COMMUNITY HOSPITAL	40000	PERM	B	CENTRAL SUPPLY AIDE	1	\$ 32,988.00	1	\$ 2,702.00	3	SR08 G
HHSC	KONA COMMUNITY HOSPITAL	39872	PERM	B	HEALTH UNIT CLERK I	1	\$ 32,676.00	1	\$ 2,139.00	3	SR08 A
HHSC	KONA COMMUNITY HOSPITAL	39856	PERM	B	CLERK III	1	\$ 27,504.00	1	\$ 2,139.00	3	SR08 A
HHSC	KONA COMMUNITY HOSPITAL	37270	PERM	B	IMAGING TECH ENTRY	1	\$ 45,168.00	1	\$ 3,764.00	3	SR16 A
HHSC	KONA COMMUNITY HOSPITAL	35775	PERM	B	KITCHEN HELPER	1	\$ 32,484.00	1	\$ 2,738.00	1	BC02 A
HHSC	KONA COMMUNITY HOSPITAL	34337	PERM	B	TRANSPORTER	1	\$ 31,824.00	1	\$ 2,870.00	10	HE02 4
HHSC	KONA COMMUNITY HOSPITAL	34202	PERM	B	REGISTERED PROF NURS	1	\$ 81,144.00	1	\$ 7,842.00	9	SR22 L4
HHSC	KONA COMMUNITY HOSPITAL	34191	PERM	B	CLERK TYPIST II	1	\$ 30,624.00	1	\$ 2,311.00	3	SR08 D
HHSC	KONA COMMUNITY HOSPITAL	34006	PERM	B	REGISTERED PROF NURS	1	\$ 73,248.00	1	\$ 6,768.00	9	SR20 L2
HHSC	KONA COMMUNITY HOSPITAL	34001	PERM	B	REGISTERED PROF NURS	0.75	\$ 73,248.00	0.75	\$ 6,506.00	9	SR20 L1
HHSC	KONA COMMUNITY HOSPITAL	31091	PERM	B	KITCHEN HELPER	1	\$ 32,484.00	1	\$ 2,738.00	1	BC02 A

Note: Report excludes Casual Hires and Per Diems.
West HI Region (Kohala and Kona) - Used Avg. Salary

HAWAII HEALTH SYSTEMS CORPORATION
NO. OF SEPARATIONS
(July 1, 2008 - November 30, 2009)

Page 5 of 13
Table 11
2010 Budget Briefing

Prog ID/Org	Facility	Position	Perm/Temp	MOF	Position Title	Monthly Pay					
						BUDGETE	BUDGETED	Actual	w/	BU Pay	Grade
						D FTE	SALARY	FTE	Differential		
HHSC	KONA COMMUNITY HOSPITAL	31001	PERM	B	CENTRAL SUPPLY AIDE	1	\$ 32,988.00	1	\$ 2,225.00	3	SR08
HHSC	KONA COMMUNITY HOSPITAL	30995	PERM	B	REGISTERED PROF NURS	1	\$ 73,248.00	0.9	\$ 6,442.00	9	SR20
HHSC	KONA COMMUNITY HOSPITAL	30994	PERM	B	REGISTERED PROF NURS	1	\$ 73,248.00	1	\$ 7,110.00	9	SR20
HHSC	KONA COMMUNITY HOSPITAL	30991	PERM	B	REGISTERED PROF NURS	1	\$ 73,248.00	0.9	\$ 6,194.00	9	SR20
HHSC	KONA COMMUNITY HOSPITAL	26289	PERM	B	KITCHEN HELPER	1	\$ 32,484.00	1	\$ 2,738.00	1	BC02
HHSC	KONA COMMUNITY HOSPITAL	26150	PERM	B	LAUNDRY HELPER I	1	\$ 32,484.00	1	\$ 2,738.00	1	BC02
HHSC	KONA COMMUNITY HOSPITAL	26145	PERM	B	IMAGING TECH FP	1	\$ 52,500.00	1	\$ 4,754.00	3	SR18
HHSC	KONA COMMUNITY HOSPITAL	26144	PERM	B	REGISTERED PROF NURS	0.5	\$ 73,248.00	0.5	\$ 6,194.00	9	SR20
HHSC	KONA COMMUNITY HOSPITAL	26143	PERM	B	REGISTERED PROF NURS	1	\$ 73,248.00	1	\$ 6,442.00	9	SR20
HHSC	KONA COMMUNITY HOSPITAL	25860	PERM	B	CERTIFIED NURSE AIDE	1	\$ 32,472.00	1	\$ 2,697.00	10	HE04
HHSC	KONA COMMUNITY HOSPITAL	25882	PERM	B	REGISTERED PROF NURS	1	\$ 73,248.00	1	\$ 7,110.00	9	SR20
HHSC	KONA COMMUNITY HOSPITAL	24839	PERM	B	REGISTERED PROF NURS	0.9	\$ 73,248.00	0.9	\$ 6,442.00	9	SR20
HHSC	KONA COMMUNITY HOSPITAL	24839	PERM	B	REGISTERED PROF NURS	0.9	\$ 73,248.00	0.9	\$ 6,506.00	9	SR20
HHSC	KONA COMMUNITY HOSPITAL	20281	PERM	B	KITCHEN HELPER	1	\$ 32,484.00	1	\$ 2,738.00	1	BC02
HHSC	KONA COMMUNITY HOSPITAL	20278	PERM	B	KITCHEN HELPER	1	\$ 32,484.00	1	\$ 2,738.00	1	BC02
HHSC	KONA COMMUNITY HOSPITAL	20253	PERM	B	REGISTERED PROF NURS	0.9	\$ 73,248.00	0.9	\$ 6,442.00	9	SR20
HHSC	KONA COMMUNITY HOSPITAL	20253	PERM	B	REGISTERED PROF NURS	0.9	\$ 73,248.00	1	\$ 6,667.00	9	SR20
HHSC	KULA HOSPITAL	109285	EXEMPT	B	STAFF PHYSICIAN	1	#####	1	\$ 15,450.00	73	YS001
HHSC	KULA HOSPITAL	109273	EXEMPT	B	STAFF PHYSICIAN	1	#####	1	\$ 14,033.75	93	YS001
HHSC	KULA HOSPITAL	109272	EXEMPT	B	STAFF PHYSICIAN	1	#####	1	\$ 15,450.00	73	YS001
HHSC	KULA HOSPITAL	109221	EXEMPT	B	HOSPITAL ADMINISTRAT	1	#####	1	\$ 9,166.66	0	MTI
HHSC	KULA HOSPITAL	109204	EXEMPT	B	STAFF PHYSICIAN	1	#####	1	\$ 13,733.33	73	YS001
HHSC	KULA HOSPITAL	109061	EXEMPT	B	STAFF PHYSICIAN	0.48	\$ 75.00	1	\$ 14,763.33	73	YS001
HHSC	KULA HOSPITAL	55263	PERM	B	BLDG & GRDS SUPVR I	1	\$ 48,552.00	1	\$ 4,046.00	2	F-109
HHSC	KULA HOSPITAL	54941	PERM	B	CERTIFIED NURSE AIDE	1	\$ 30,876.00	1	\$ 2,573.00	10	HE02
HHSC	KULA HOSPITAL	54796	PERM	B	REGISTERED PROF NURS	0.6	\$ 49,946.00	0.6	\$ 6,442.00	9	SR20
HHSC	KULA HOSPITAL	54772	PERM	B	REGISTERED PROF NURS	1	\$ 90,876.00	1	\$ 7,573.00	29	SR23
HHSC	KULA HOSPITAL	53674	PERM	B	CERTIFIED NURSE AIDE	1	\$ 30,876.00	1	\$ 2,715.00	10	HE04
HHSC	KULA HOSPITAL	53671	PERM	B	CERTIFIED NURSE AIDE	1	\$ 30,876.00	1	\$ 3,014.00	10	HE04
HHSC	KULA HOSPITAL	20104	PERM	B	REGISTERED PROF NURS	1	\$ 68,736.00	1	\$ 6,194.00	9	SR20
HHSC	KULA HOSPITAL	20102	PERM	B	ACCOUNT CLERK III	1	\$ 28,836.00	1	\$ 2,702.00	3	SR11
HHSC	KULA HOSPITAL	20078	PERM	B	COOK III	1	\$ 44,508.00	1	\$ 3,649.00	1	WS08
HHSC	KULA HOSPITAL	20061	PERM	B	CERTIFIED NURSE AIDE	1	\$ 30,876.00	1	\$ 3,039.00	10	HE04
HHSC	KULA HOSPITAL	20003	PERM	B	JANITOR II	1	\$ 33,228.00	1	\$ 2,738.00	1	BC02
HHSC	KULA HOSPITAL	20002	PERM	B	KITCHEN HELPER	1	\$ 33,228.00	1	\$ 2,738.00	1	BC02
HHSC	KULA HOSPITAL	19968	PERM	B	JANITOR II	1	\$ 33,228.00	1	\$ 2,738.00	1	BC02
HHSC	LANAI COMMUNITY HOSP	101613	EXEMPT	B	HOSPITAL ADMINISTRAT	1	\$ 99,000.00	1	\$ 7,500.00	0	MTJ
HHSC	LANAI COMMUNITY HOSP	55707	PERM	B	CERTIFIED NURSE AIDE	1	\$ 32,736.00	1	\$ 2,728.00	10	HE04
HHSC	LANAI COMMUNITY HOSP	23022	PERM	B	JANITOR II	1	\$ 33,228.00	1	\$ 2,769.00	1	BC02
HHSC	MAUI MEM MEDICAL CENTER	109186	EXEMPT	B	STAFF PHYSICIAN	0.75	#####	0.75	\$ 19,444.44	73	YS001
HHSC	MAUI MEM MEDICAL CENTER	109104	EXEMPT	B	MEDICAL DIRECTOR	1	#####	1	\$ 19,312.50	93	MTD
HHSC	MAUI MEM MEDICAL CENTER	109086	EXEMPT	B	ASST ADMR-CHIEF CLIN	1	#####	1	\$ 13,403.16	0	MTG
HHSC	MAUI MEM MEDICAL CENTER	56543	PERM	B	REGISTERED PROF NURS	1	\$ 68,736.00	1	\$ 5,728.00	9	SR20
HHSC	MAUI MEM MEDICAL CENTER	56536	PERM	B	REGISTERED PROF NURS	1	\$ 68,736.00	1	\$ 5,728.00	9	SR20

Note: Report excludes Casual Hires and Per Diems.
West HI Region (Kohala and Kona) - Used Avg. Salary

HAWAII HEALTH SYSTEMS CORPORATION
NO. OF SEPARATIONS
(July 1, 2008 - November 30, 2009)

Page 6 of 13
Table 11
2010 Budget Briefing

Prog ID/Org	Facility	Position Perm/Temp	MOF	Position Title	Monthly Pay						
					BUDGETE D FTE	BUDGETED SALARY	Actual FTE	w/ Differential	BU Pay	Grade	State Step
HHSC	MAUI MEM MEDICAL CENTER	56391	TEMP	B	NURSE AIDE FP	1 \$ 32,736.00	1 \$	2,697.00	10	HE04	1
HHSC	MAUI MEM MEDICAL CENTER	56384	PERM	B	TRANSPORTER	1 \$ 30,876.00	1 \$	2,544.00	10	HE02	1
HHSC	MAUI MEM MEDICAL CENTER	56184	PERM	B	CLERK III	1 \$ 26,700.00	1 \$	2,225.00	63	SR08	B
HHSC	MAUI MEM MEDICAL CENTER	55928	PERM	B	PHARMACY AIDE ENTRY	1 \$ 32,736.00	1 \$	2,544.00	10	HE02	1
HHSC	MAUI MEM MEDICAL CENTER	55915	PERM	B	JANITOR II	1 \$ 33,228.00	1 \$	2,738.00	1	BC02	A
HHSC	MAUI MEM MEDICAL CENTER	55899	PERM	B	SOCIAL WORKER IV	1 \$ 51,312.00	1 \$	4,916.00	13	SR22	D
HHSC	MAUI MEM MEDICAL CENTER	55882	PERM	B	REGISTERED PROF NURS	0.5 \$ 34,368.00	0.5 \$	6,442.00	9	SR20	E
HHSC	MAUI MEM MEDICAL CENTER	55877	PERM	B	REGISTERED PROF NURS	1 \$ 57,828.00	1 \$	5,728.00	9	SR20	B
HHSC	MAUI MEM MEDICAL CENTER	55876	PERM	B	CLERK IV	1 \$ 27,756.00	1 \$	2,403.00	3	SR10	B
HHSC	MAUI MEM MEDICAL CENTER	55863	PERM	B	REGISTERED PROF NURS	1 \$ 68,736.00	1 \$	6,194.00	9	SR20	D
HHSC	MAUI MEM MEDICAL CENTER	55862	PERM	B	REGISTERED PROF NURS	0.5 \$ 46,382.00	0.6 \$	6,194.00	9	SR20	D
HHSC	MAUI MEM MEDICAL CENTER	55783	PERM	B	IMAGING SPECIALIST I	1 \$ 44,412.00	1 \$	6,486.96	3	SR22	B
HHSC	MAUI MEM MEDICAL CENTER	55778	PERM	B	IMAGING SPECIALIST I	1 \$ 44,412.00	1 \$	5,858.00	3	SR22	A
HHSC	MAUI MEM MEDICAL CENTER	55777	PERM	B	IMAGING SPECIALIST I	1 \$ 44,412.00	1 \$	6,100.00	3	SR22	A
HHSC	MAUI MEM MEDICAL CENTER	55735	PERM	B	SURGICAL TECHNICIAN	1 \$ 37,248.00	1 \$	3,366.00	10	HE08	1
HHSC	MAUI MEM MEDICAL CENTER	55644	PERM	B	REGISTERED PROF NURS	1 \$ 68,736.00	1 \$	6,603.00	9	SR20	L1
HHSC	MAUI MEM MEDICAL CENTER	55606	PERM	B	EMERGENCY ROOM ASST	0.5 \$ 18,624.00	0.5 \$	3,104.00	10	HE08	1
HHSC	MAUI MEM MEDICAL CENTER	55575	PERM	B	SECURITY OFFICER I	1 \$ 31,212.00	1 \$	2,601.00	3	SR13	A
HHSC	MAUI MEM MEDICAL CENTER	55569	PERM	B	SECURITY OFFICER I	1 \$ 31,212.00	1 \$	2,601.00	3	SR13	A
HHSC	MAUI MEM MEDICAL CENTER	55565	PERM	B	REGISTERED PROF NURS	1 \$ 68,736.00	1 \$	6,194.00	9	SR20	D
HHSC	MAUI MEM MEDICAL CENTER	55560	PERM	B	PSYCHIATRIC AIDE FP	1 \$ 34,836.00	1 \$	2,870.00	10	HE06	1
HHSC	MAUI MEM MEDICAL CENTER	55559	TEMP	B	KITCHEN HELPER	1 \$ 33,228.00	1 \$	2,769.00	1	BC02	A
HHSC	MAUI MEM MEDICAL CENTER	55502	PERM	B	REG EMERG/DISASTER S	1 \$ 51,312.00	1 \$	5,624.00	13	SR24	J
HHSC	MAUI MEM MEDICAL CENTER	55465	PERM	B	OCCUPATIONAL THERAPI	0.5 \$ 21,066.00	0.5 \$	4,975.00	13	SR20	D
HHSC	MAUI MEM MEDICAL CENTER	55426	PERM	B	PHYSICAL THERAPIST I	1 \$ 42,132.00	1 \$	5,335.00	13	SR20	C
HHSC	MAUI MEM MEDICAL CENTER	55416	PERM	B	IMAGING TECH FP	1 \$ 37,968.00	1 \$	4,542.00	3	SR18	A
HHSC	MAUI MEM MEDICAL CENTER	55365	TEMP	B	TRANSPORTER	1 \$ 30,876.00	1 \$	2,573.00	10	HE02	1
HHSC	MAUI MEM MEDICAL CENTER	55364	TEMP	B	TRANSPORTER	1 \$ 30,876.00	1 \$	2,573.00	10	HE02	1
HHSC	MAUI MEM MEDICAL CENTER	55238	PERM	B	REGISTERED PROF NURS	0.9 \$ 69,574.00	0.9 \$	6,194.00	9	SR20	D
HHSC	MAUI MEM MEDICAL CENTER	55206	TEMP	B	REGISTERED PROF NURS	1 \$ 68,736.00	1 \$	6,442.00	9	SR20	E
HHSC	MAUI MEM MEDICAL CENTER	55168	PERM	B	ADMITTING CLERK I	1 \$ 27,756.00	1 \$	2,601.00	3	SR10	D
HHSC	MAUI MEM MEDICAL CENTER	55167	PERM	B	ADMITTING CLERK I	1 \$ 27,756.00	1 \$	2,403.00	3	SR10	B
HHSC	MAUI MEM MEDICAL CENTER	55141	PERM	B	EEG TECH FP	1 \$ 34,840.00	1 \$	3,104.00	10	HE08	1
HHSC	MAUI MEM MEDICAL CENTER	55137	PERM	B	CREDIT & COLLECTION	1 \$ 31,212.00	1 \$	2,601.00	3	SR13	A
HHSC	MAUI MEM MEDICAL CENTER	55057	PERM	B	REGISTERED PROF NURS	1 \$ 81,216.00	1 \$	5,728.00	9	SR20	B
HHSC	MAUI MEM MEDICAL CENTER	55020	PERM	B	LICENSED PRACTICAL N	0.5 \$ 18,624.00	0.5 \$	3,341.00	10	HE08	1
HHSC	MAUI MEM MEDICAL CENTER	54994	PERM	B	PROCUREMENT & SUPPLY	1 \$ 36,026.00	1 \$	4,276.00	13	SR16	L
HHSC	MAUI MEM MEDICAL CENTER	54918	PERM	B	REGISTERED PROF NURS	1 \$ 77,304.00	1 \$	6,194.00	9	SR20	D
HHSC	MAUI MEM MEDICAL CENTER	54880	PERM	B	REGISTERED PROF NURS	1 \$ 68,736.00	1 \$	4,819.00	9	SR18	B
HHSC	MAUI MEM MEDICAL CENTER	54844	PERM	B	NURSE AIDE FP	1 \$ 32,736.00	1 \$	2,697.00	10	HE04	1
HHSC	MAUI MEM MEDICAL CENTER	54784	PERM	B	PAYROLL CLERK	1 \$ 27,756.00	1 \$	2,403.00	3	SR10	B
HHSC	MAUI MEM MEDICAL CENTER	54777	PERM	B	CLERK III	0.5 \$ 12,834.00	0.5 \$	2,403.00	3	SR08	D
HHSC	MAUI MEM MEDICAL CENTER	54640	PERM	B	CLERK III	1 \$ 25,668.00	1 \$	2,139.00	3	SR08	A
HHSC	MAUI MEM MEDICAL CENTER	54639	PERM	B	CLERK III	0.5 \$ 13,878.00	0.5 \$	2,403.00	3	SR08	D

Note: Report excludes Casual Hires and Per Diems.
West HI Region (Kohala and Kona) - Used Avg. Salary

HAWAII HEALTH SYSTEMS CORPORATION
NO. OF SEPARATIONS
(July 1, 2008 - November 30, 2009)

Page 7 of 13
Table 11
2010 Budget Briefing

Prog ID/Org	Facility	Position Perm/Temp	MOF	Position Title	Monthly Pay w/						
					BUDGETE D FTE	BUDGETED SALARY	Actual FTE	Differential	BU Pay	Grade	State Step
HHSC	MAUI MEM MEDICAL CENTER	54596	PERM B	RESPIRATORY THERAPY	1	\$ 46,932.00	1	\$ 4,516.00	10	HE12	1
HHSC	MAUI MEM MEDICAL CENTER	54515	PERM B	CLERK III	1	\$ 27,756.00	1	\$ 2,139.00	3	SR08	A
HHSC	MAUI MEM MEDICAL CENTER	54458	PERM B	IMAGING TECH ENTRY	1	\$ 37,968.00	1	\$ 4,421.00	3	SR16	B
HHSC	MAUI MEM MEDICAL CENTER	54344	PERM B	RESPIRATORY THERAPY	1	\$ 34,840.00	1	\$ 3,104.00	10	HE08	1
HHSC	MAUI MEM MEDICAL CENTER	54138	PERM B	HEALTH UNIT CLERK I	1	\$ 31,212.00	1	\$ 2,139.00	3	SR08	A
HHSC	MAUI MEM MEDICAL CENTER	54023	PERM B	CREDIT & COLLECTION	1	\$ 31,212.00	1	\$ 3,043.00	3	SR13	E
HHSC	MAUI MEM MEDICAL CENTER	53970	PERM B	HEALTH INFO TECH I	1	\$ 30,036.00	1	\$ 2,503.00	3	SR11	B
HHSC	MAUI MEM MEDICAL CENTER	53894	PERM B	SECRETARY II	1	\$ 32,424.00	1	\$ 3,043.00	63	SR14	D
HHSC	MAUI MEM MEDICAL CENTER	53717	PERM B	TRANSPORTER	1	\$ 30,876.00	1	\$ 2,544.00	10	HE02	1
HHSC	MAUI MEM MEDICAL CENTER	53603	PERM B	EMERGENCY ROOM ASST	1	\$ 34,836.00	1	\$ 3,069.00	10	HE08	1
HHSC	MAUI MEM MEDICAL CENTER	53573	PERM B	REGISTERED PROF NURS	1	\$ 68,736.00	1	\$ 7,110.00	9	SR20	L4
HHSC	MAUI MEM MEDICAL CENTER	53510	PERM B	NURSE AIDE FP	1	\$ 32,736.00	1	\$ 2,697.00	10	HE04	1
HHSC	MAUI MEM MEDICAL CENTER	53508	PERM B	NURSE AIDE FP	1	\$ 32,736.00	1	\$ 2,728.00	10	HE04	1
HHSC	MAUI MEM MEDICAL CENTER	51500	PERM B	NURSE AIDE FP	1	\$ 32,736.00	1	\$ 2,697.00	10	HE04	1
HHSC	MAUI MEM MEDICAL CENTER	50639	PERM B	GRADUATE NURSE II	1	\$ 57,828.00	1	\$ 4,421.00	79	SR17	B
HHSC	MAUI MEM MEDICAL CENTER	50637	PERM B	REGISTERED PROF NURS	1	\$ 77,304.00	1	\$ 6,603.00	9	SR20	L1
HHSC	MAUI MEM MEDICAL CENTER	49405	PERM B	REGISTERED PROF NURS	1	\$ 68,736.00	1	\$ 6,442.00	9	SR20	E
HHSC	MAUI MEM MEDICAL CENTER	47407	PERM B	CLERK III	1	\$ 25,668.00	1	\$ 2,403.00	3	SR08	D
HHSC	MAUI MEM MEDICAL CENTER	44892	PERM B	REGISTERED PROF NURS	1	\$ 77,304.00	1	\$ 5,728.00	9	SR20	B
HHSC	MAUI MEM MEDICAL CENTER	44890	PERM B	REGISTERED PROF NURS	1	\$ 77,304.00	1	\$ 6,103.00	9	SR20	E
HHSC	MAUI MEM MEDICAL CENTER	44517	PERM B	REGISTERED PROF NURS	0.9	\$ 64,336.00	0.9	\$ 6,194.00	9	SR20	D
HHSC	MAUI MEM MEDICAL CENTER	42234	PERM B	REGISTERED PROF NURS	0.9	\$ 52,045.00	0.9	\$ 6,442.00	9	SR20	E
HHSC	MAUI MEM MEDICAL CENTER	41525	PERM B	REGISTERED PROF NURS	0.9	\$ 69,574.00	0.9	\$ 4,819.00	9	SR18	B
HHSC	MAUI MEM MEDICAL CENTER	41522	PERM B	REGISTERED PROF NURS	0.6	\$ 41,242.00	0.6	\$ 6,347.00	9	SR20	E
HHSC	MAUI MEM MEDICAL CENTER	40455	PERM B	NURSE AIDE FP	1	\$ 32,736.00	1	\$ 2,728.00	10	HE04	1
HHSC	MAUI MEM MEDICAL CENTER	39999	PERM B	OCCUPATIONAL THERAPI	1	\$ 51,312.00	1	\$ 6,366.00	23	SR24	E
HHSC	MAUI MEM MEDICAL CENTER	37878	PERM B	CLERK III	1	\$ 25,668.00	1	\$ 2,702.00	3	SR08	G
HHSC	MAUI MEM MEDICAL CENTER	37369	PERM B	REGISTERED PROF NURS	1	\$ 57,828.00	1	\$ 4,819.00	9	SR18	B
HHSC	MAUI MEM MEDICAL CENTER	37356	PERM B	REGISTERED PROF NURS	0.9	\$ 69,574.00	0.9	\$ 5,728.00	9	SR20	B
HHSC	MAUI MEM MEDICAL CENTER	36209	PERM B	LICENSED PRACTICAL N	1	\$ 37,248.00	1	\$ 3,982.00	10	HE08	Z2
HHSC	MAUI MEM MEDICAL CENTER	36202	PERM B	REGISTERED PROF NURS	1	\$ 53,052.00	1	\$ 6,506.00	9	SR20	L1
HHSC	MAUI MEM MEDICAL CENTER	35730	PERM B	REGISTERED PROF NURS	1	\$ 68,736.00	1	\$ 6,937.00	9	SR20	L3
HHSC	MAUI MEM MEDICAL CENTER	35300	PERM B	LAUNDRY HELPER I	1	\$ 33,228.00	1	\$ 2,769.00	1	BC02	A
HHSC	MAUI MEM MEDICAL CENTER	32103	PERM B	CLERK IV	1	\$ 27,756.00	1	\$ 2,313.00	3	SR10	A
HHSC	MAUI MEM MEDICAL CENTER	32072	PERM B	PHARMACIST I	1	\$ 45,576.00	1	\$ 8,812.00	13	SR22	C
HHSC	MAUI MEM MEDICAL CENTER	31643	PERM B	BLDG & GRDS UTILITY	1	\$ 36,960.00	1	\$ 3,045.00	1	BC05	A
HHSC	MAUI MEM MEDICAL CENTER	25398	PERM B	REGISTERED PROF NURS	1	\$ 68,736.00	1	\$ 7,110.00	9	SR20	L4
HHSC	MAUI MEM MEDICAL CENTER	25340	PERM B	REGISTERED PROF NURS	0.9	\$ 69,574.00	0.9	\$ 6,194.00	9	SR20	D
HHSC	MAUI MEM MEDICAL CENTER	23636	PERM B	REGISTERED PROF NURS	1	\$ 83,244.00	1	\$ 6,506.00	9	SR20	L1
HHSC	MAUI MEM MEDICAL CENTER	22903	PERM B	REGISTERED PROF NURS	0.9	\$ 66,895.00	0.9	\$ 6,194.00	9	SR20	D
HHSC	MAUI MEM MEDICAL CENTER	22271	PERM B	COOK II	1	\$ 41,592.00	1	\$ 3,427.00	1	BC08	A
HHSC	MAUI MEM MEDICAL CENTER	19845	PERM B	LAUNDRY HELPER I	1	\$ 33,228.00	1	\$ 2,769.00	1	BC02	A
HHSC	MAUI MEM MEDICAL CENTER	19844	PERM B	LAUNDRY HELPER I	1	\$ 33,228.00	1	\$ 2,738.00	1	BC02	A
HHSC	MAUI MEM MEDICAL CENTER	19818	PERM B	INSTITUTION FACILITI	1	\$ 48,048.00	1	\$ 5,699.00	4	SR24	J

Note: Report excludes Casual Hires and Per Diems.
West HI Region (Kohala and Kona) - Used Avg. Salary

HAWAII HEALTH SYSTEMS CORPORATION
NO. OF SEPARATIONS
(July 1, 2008 - November 30, 2009)

Page 8 of 13
Table 11
2010 Budget Briefing

Prog ID/Org	Facility	Position Perm/Temp	MOF	Position Title	BUDGETE D FTE	BUDGETED SALARY	Actual FTE	Monthly Pay w/ Differential				BU PayGrade	StateStep
HHSC	MAUI MEM MEDICAL CENTER	19785	PERM	B	PHARMACY TECHNICIAN	1	\$ 32,736.00	1	\$	2,870.00	10	HE06	1
HHSC	MAUI MEM MEDICAL CENTER	19733	PERM	B	NURSE AIDE FP	1	\$ 32,736.00	1	\$	2,697.00	10	HE04	1
HHSC	MAUI MEM MEDICAL CENTER	19725	PERM	B	NURSE AIDE FP	1	\$ 30,876.00	1	\$	2,697.00	10	HE04	1
HHSC	MAUI MEM MEDICAL CENTER	19699	PERM	B	REGISTERED PROF NURS	1	\$ 77,304.00	1	\$	6,103.00	9	SR20	E
HHSC	MAUI MEM MEDICAL CENTER	19687	PERM	B	REGISTERED PROF NURS	1	\$ 57,828.00	1	\$	4,819.00	9	SR18	B
HHSC	MAUI MEM MEDICAL CENTER	19686	PERM	B	REGISTERED PROF NURS	1	\$ 57,828.00	1	\$	6,347.00	9	SR20	E
HHSC	MAUI MEM MEDICAL CENTER	19681	PERM	B	REGISTERED PROF NURS	0.9	\$ 61,862.00	0.9	\$	6,603.00	9	SR20	L1
HHSC	MAUI MEM MEDICAL CENTER	19667	PERM	B	REGISTERED PROF NURS	1	\$ 98,292.00	1	\$	8,821.00	29	SR25	L4
HHSC	HALE HO'OLA HAMAKUA	20225	PERM	B	JANITOR II	1	\$ 32,856.00	1	\$	2,738.00	1	BC02	A
HHSC	HALE HO'OLA HAMAKUA	49437	PERM	B	CERTIFIED NURSE AIDE	1	\$ 32,364.00	1	\$	2,697.00	10	HE04	1
HHSC	HALE HO'OLA HAMAKUA	49457	PERM	B	CERTIFIED NURSE AIDE	1	\$ 30,528.00	1	\$	2,544.00	10	HE02	1
HHSC	HALE HO'OLA HAMAKUA	49464	PERM	B	KITCHEN HELPER	1	\$ 31,596.00	1	\$	2,633.00	1	BC02	A
HHSC	HALE HO'OLA HAMAKUA	50269	PERM	B	SECRETARY II	0.75	\$ 44,412.00	0.75	\$	3,701.00	63	SR14	1
HHSC	HALE HO'OLA HAMAKUA	56059	TEMP	B	REGISTERED PROF NURS	1	\$ 77,304.00	1	\$	6,442.00	9	SR20	E
HHSC	HILO MEDICAL CENTER	101612	EXEMPT	B	REGIONAL CEO	1	#####	1	\$	20,995.58	0	MTB	
HHSC	HILO MEDICAL CENTER	56479	TEMP	B	CLERK III	1	\$ 25,668.00	1	\$	2,139.00	3	SR08	A
HHSC	HILO MEDICAL CENTER	56311	TEMP	B	SECRETARY I	1	\$ 30,036.00	1	\$	2,503.00	3	SR12	A
HHSC	HILO MEDICAL CENTER	56223	PERM	B	CLERK IV	1	\$ 28,836.00	1	\$	2,403.00	3	SR10	B
HHSC	HILO MEDICAL CENTER	56209	PERM	B	ACCOUNT CLERK III	1	\$ 30,036.00	1	\$	2,503.00	3	SR11	B
HHSC	HILO MEDICAL CENTER	56002	PERM	B	SOCIAL WORKER IV	1	\$ 57,156.00	1	\$	4,763.00	13	SR22	C
HHSC	HILO MEDICAL CENTER	55804	PERM	B	IMAGING SPECIALIST I	1	\$ 62,568.00	1	\$	5,214.00	3	SR22	B
HHSC	HILO MEDICAL CENTER	55765	PERM	B	TELEMETRY TECHNICIAN	1	\$ 36,828.00	1	\$	3,069.00	10	HE08	1
HHSC	HILO MEDICAL CENTER	55763	PERM	B	TELEMETRY TECHNICIAN	1	\$ 37,248.00	1	\$	3,104.00	10	HE08	1
HHSC	HILO MEDICAL CENTER	55712	PERM	B	REGISTERED PROF NURS	1	\$ 76,164.00	1	\$	6,347.00	9	SR20	E
HHSC	HILO MEDICAL CENTER	55617	PERM	B	REGISTERED PROF NURS	0.9	\$ 74,328.00	0.9	\$	6,194.00	9	SR20	D
HHSC	HILO MEDICAL CENTER	55281	PERM	B	SPEECH PATHOLOGIST I	1	\$ 67,500.00	1	\$	5,625.00	13	SR22	L
HHSC	HILO MEDICAL CENTER	54661	PERM	B	CENTRAL SUPPLY TECHN	1	\$ 49,932.00	1	\$	4,161.00	4	SR14	L
HHSC	HILO MEDICAL CENTER	20309	PERM	B	ADMITTING CLERK I	1	\$ 37,716.00	1	\$	3,143.00	3	SR10	H
HHSC	HILO MEDICAL CENTER	20311	PERM	B	ADMITTING CLERK I	1	\$ 28,956.00	1	\$	2,413.00	3	SR10	A
HHSC	HILO MEDICAL CENTER	20317	PERM	B	MEDICAL TRANSCRIPTIO	1	\$ 39,480.00	1	\$	3,290.00	3	SR12	H
HHSC	HILO MEDICAL CENTER	20317	PERM	B	MEDICAL TRANSCRIPTIO	1	\$ 30,036.00	1	\$	2,503.00	3	SR12	A
HHSC	HILO MEDICAL CENTER	20326	PERM	B	DIETITIAN III	1	\$ 63,432.00	1	\$	5,286.00	13	SR20	C
HHSC	HILO MEDICAL CENTER	20327	PERM	B	COOK IV	1	\$ 46,920.00	1	\$	3,910.00	2	F-108	L1
HHSC	HILO MEDICAL CENTER	20336	PERM	B	ASSISTANT TO THE DIE	1	\$ 33,780.00	1	\$	2,815.00	1	BC03	A
HHSC	HILO MEDICAL CENTER	20339	PERM	B	KITCHEN HELPER	1	\$ 33,228.00	1	\$	2,769.00	1	BC02	A
HHSC	HILO MEDICAL CENTER	20364	PERM	B	JANITOR II	1	\$ 32,856.00	1	\$	2,738.00	1	BC02	A
HHSC	HILO MEDICAL CENTER	20373	PERM	B	JANITOR II	1	\$ 32,856.00	1	\$	2,738.00	1	BC02	A
HHSC	HILO MEDICAL CENTER	20394	PERM	B	CERTIFIED NURSE AIDE	1	\$ 32,736.00	1	\$	2,728.00	10	HE04	1
HHSC	HILO MEDICAL CENTER	20420	PERM	B	BLDG MAINT HELPER	1	\$ 35,136.00	1	\$	2,928.00	1	BC05	A
HHSC	HILO MEDICAL CENTER	20484	PERM	B	REGISTERED PROF NURS	0.5	\$ 78,072.00	0.5	\$	6,506.00	9	SR20	L1
HHSC	HILO MEDICAL CENTER	20494	PERM	B	REGISTERED PROF NURS	0.9	\$ 74,328.00	0.9	\$	6,194.00	9	SR20	D
HHSC	HILO MEDICAL CENTER	20538	PERM	B	REGISTERED PROF NURS	1	\$ 80,004.00	1	\$	6,667.00	9	SR20	L2
HHSC	HILO MEDICAL CENTER	20541	PERM	B	REGISTERED PROF NURS	0.9	\$ 74,328.00	0.9	\$	6,194.00	9	SR20	D
HHSC	HILO MEDICAL CENTER	20552	PERM	B	LICENSED PRACTICAL N	1	\$ 45,108.00	1	\$	3,759.00	10	HE08	Z2

Note: Report excludes Casual Hires and Per Diems.
West HI Region (Kohala and Kona) - Used Avg. Salary

HAWAII HEALTH SYSTEMS CORPORATION
NO. OF SEPARATIONS
(July 1, 2008 - November 30, 2009)

Page 9 of 13
Table 11
2010 Budget Briefing

Prog ID/Org	Facility	Position Perm/Temp	MOF	Position Title	Monthly Pay w/						
					BUDGETE D FTE	BUDGETED SALARY	Actual FTE	Differential	BU Pay	Grade	State Step
HHSC	HILO MEDICAL CENTER	20568	PERM	B	LICENSED PRACTICAL N	0.5	\$ 38,304.00	0.5	\$ 3,192.00	10	HE08 1
HHSC	HILO MEDICAL CENTER	20573	PERM	B	LICENSED PRACTICAL N	1	\$ 44,604.00	1	\$ 3,717.00	10	HE08 Z2
HHSC	HILO MEDICAL CENTER	20588	PERM	B	LICENSED PRACTICAL N	1	\$ 41,640.00	1	\$ 3,470.00	10	HE08 1
HHSC	HILO MEDICAL CENTER	20603	PERM	B	LICENSED PRACTICAL N	1	\$ 34,836.00	1	\$ 2,903.00	10	HE06 1
HHSC	HILO MEDICAL CENTER	20630	PERM	B	CERTIFIED NURSE AIDE	1	\$ 34,440.00	1	\$ 2,870.00	10	HE04 3
HHSC	HILO MEDICAL CENTER	20632	PERM	B	LICENSED PRACTICAL N	1	\$ 44,604.00	1	\$ 3,717.00	10	HE08 Z2
HHSC	HILO MEDICAL CENTER	20638	PERM	B	CERTIFIED NURSE AIDE	1	\$ 32,364.00	1	\$ 2,697.00	10	HE04 1
HHSC	HILO MEDICAL CENTER	20641	PERM	B	LICENSED PRACTICAL N	1	\$ 37,248.00	1	\$ 3,104.00	10	HE08 1
HHSC	HILO MEDICAL CENTER	20691	PERM	B	LICENSED PRACTICAL N	1	\$ 44,604.00	1	\$ 3,717.00	10	HE08 Z2
HHSC	HILO MEDICAL CENTER	20694	PERM	B	HEALTH INFO TECH II	1	\$ 50,448.00	1	\$ 4,204.00	3	SR13 L
HHSC	HILO MEDICAL CENTER	20695	PERM	B	HEALTH INFO TECH I	1	\$ 32,436.00	1	\$ 2,703.00	3	SR11 B
HHSC	HILO MEDICAL CENTER	22730	PERM	B	CERTIFIED NURSE AIDE	1	\$ 38,604.00	1	\$ 3,217.00	10	HE04 Z2
HHSC	HILO MEDICAL CENTER	23924	PERM	B	MEDICAL TECHNOLOGIST	1	\$ 61,548.00	1	\$ 5,129.00	13	SR20 M
HHSC	HILO MEDICAL CENTER	25169	PERM	B	REGISTERED PROF NURS	1	\$ 74,328.00	1	\$ 6,194.00	9	SR20 D
HHSC	HILO MEDICAL CENTER	25172	PERM	B	REGISTERED PROF NURS	1	\$ 80,004.00	1	\$ 6,667.00	9	SR20 L2
HHSC	HILO MEDICAL CENTER	25289	PERM	B	REGISTERED PROF NURS	1	\$ 80,004.00	1	\$ 6,667.00	9	SR20 L2
HHSC	HILO MEDICAL CENTER	26442	PERM	B	REGISTERED PROF NURS	0.8	\$ 81,216.00	0.8	\$ 6,768.00	9	SR20 L2
HHSC	HILO MEDICAL CENTER	30279	PERM	B	SURGICAL TECHNICIAN	1	\$ 44,604.00	1	\$ 3,717.00	10	HE08 Z2
HHSC	HILO MEDICAL CENTER	30281	PERM	B	CERTIFIED NURSE AIDE	1	\$ 32,364.00	1	\$ 2,697.00	10	HE04 1
HHSC	HILO MEDICAL CENTER	30822	PERM	B	CREDIT & COLLECTION	1	\$ 33,756.00	1	\$ 2,813.00	3	SR13 C
HHSC	HILO MEDICAL CENTER	30828	PERM	B	CREDIT & COLLECTION	1	\$ 33,720.00	1	\$ 2,810.00	3	SR13 D
HHSC	HILO MEDICAL CENTER	31208	PERM	B	PHARMACY TECHNICIAN	1	\$ 32,736.00	1	\$ 2,728.00	10	HE06 1
HHSC	HILO MEDICAL CENTER	31644	PERM	B	STORES CLERK II	1	\$ 25,668.00	1	\$ 2,139.00	3	SR08 A
HHSC	HILO MEDICAL CENTER	33236	PERM	B	REGISTERED PROF NURS	1	\$ 91,296.00	1	\$ 7,608.00	29	SR24 L1
HHSC	HILO MEDICAL CENTER	33929	PERM	B	CERTIFIED NURSE AIDE	1	\$ 32,364.00	1	\$ 2,697.00	10	HE04 1
HHSC	HILO MEDICAL CENTER	33931	PERM	B	CERTIFIED NURSE AIDE	1	\$ 32,364.00	1	\$ 2,697.00	10	HE04 1
HHSC	HILO MEDICAL CENTER	33931	PERM	B	CERTIFIED NURSE AIDE	1	\$ 30,876.00	1	\$ 2,573.00	10	HE02 1
HHSC	HILO MEDICAL CENTER	33936	PERM	B	PARA MEDICAL ASSISTANT	1	\$ 40,164.00	1	\$ 3,347.00	10	HE06 Z1
HHSC	HILO MEDICAL CENTER	38587	PERM	B	PHARMACY TECHNICIAN	1	\$ 32,364.00	1	\$ 2,697.00	10	HE04 1
HHSC	HILO MEDICAL CENTER	38754	PERM	B	CERTIFIED NURSE AIDE	1	\$ 32,364.00	1	\$ 2,697.00	10	HE04 1
HHSC	HILO MEDICAL CENTER	38953	PERM	B	REGISTERED PROF NURS	0.9	\$ 77,304.00	0.9	\$ 6,442.00	9	SR20 E
HHSC	HILO MEDICAL CENTER	41195	PERM	B	REGISTERED PROF NURS	1	\$ 75,072.00	1	\$ 6,256.00	9	SR20 L1
HHSC	HILO MEDICAL CENTER	43521	PERM	B	STORES CLERK II	1	\$ 25,668.00	1	\$ 2,139.00	3	SR08 A
HHSC	HILO MEDICAL CENTER	44745	PERM	B	EMERGENCY ROOM ASST	1	\$ 36,828.00	1	\$ 3,069.00	10	HE08 1
HHSC	HILO MEDICAL CENTER	44774	PERM	B	REGISTERED PROF NURS	1	\$ 88,656.00	1	\$ 7,388.00	29	SR23 E
HHSC	HILO MEDICAL CENTER	45287	PERM	B	JANITOR II	1	\$ 32,856.00	1	\$ 2,738.00	1	BC02 A
HHSC	HILO MEDICAL CENTER	46208	PERM	B	JANITOR II	1	\$ 32,856.00	1	\$ 2,738.00	1	BC02 A
HHSC	HILO MEDICAL CENTER	47404	PERM	B	ADMITTING CLERK I	1	\$ 28,956.00	1	\$ 2,413.00	3	SR10 A
HHSC	HILO MEDICAL CENTER	47610	PERM	B	PSYCHIATRIC AIDE FP	1	\$ 34,836.00	1	\$ 2,903.00	10	HE06 1
HHSC	HILO MEDICAL CENTER	48566	PERM	B	REGISTERED PROF NURS	0.9	\$ 77,304.00	0.9	\$ 6,442.00	9	SR20 E
HHSC	HILO MEDICAL CENTER	52208	PERM	B	KITCHEN HELPER	1	\$ 34,692.00	1	\$ 2,891.00	1	BC02 A
HHSC	HILO MEDICAL CENTER	53442	PERM	B	PHYSICAL THERAPIST I	1	\$ 68,592.00	1	\$ 5,716.00	13	SR20 D
HHSC	HILO MEDICAL CENTER	53444	PERM	B	ADMITTING CLERK I	1	\$ 31,236.00	1	\$ 2,603.00	3	SR10 C
HHSC	HILO MEDICAL CENTER	53577	PERM	B	HEALTH UNIT CLERK II	1	\$ 27,756.00	1	\$ 2,313.00	3	SR10 A

Note: Report excludes Casual Hires and Per Diems.
West HI Region (Kohala and Kona) - Used Avg. Salary

HAWAII HEALTH SYSTEMS CORPORATION
NO. OF SEPARATIONS
(July 1, 2008 - November 30, 2009)

Page 10 of 13
Table 11
2010 Budget Briefing

Prog ID/Org	Facility	Position	Perm/Temp	MOF	Position Title	BUDGETE D FTE	BUDGETED SALARY	Actual FTE	Monthly Pay w/ Differential				BU PayGrade	StateStep
HHSC	HILO MEDICAL CENTER	53577	PERM	B	HEALTH UNIT CLERK II	1	\$ 27,756.00	1	\$	2,313.00	3	SR10	A	
HHSC	HILO MEDICAL CENTER	54268	PERM	B	RESPIRATORY THERAPY	1	\$ 54,228.00	1	\$	4,519.00	10	HE12	1	
HHSC	HILO MEDICAL CENTER	54268	PERM	B	RESPIRATORY THERAPY	1	\$ 48,672.00	1	\$	4,056.00	10	HE12	1	
HHSC	HILO MEDICAL CENTER	54284	PERM	B	REGISTERED PROF NURS	1	\$ 76,164.00	1	\$	6,347.00	9	SR20	E	
HHSC	HILO MEDICAL CENTER	54443	PERM	B	CLERK III	1	\$ 25,668.00	1	\$	2,139.00	3	SR08	A	
HHSC	HILO MEDICAL CENTER	54555	PERM	B	REGISTERED PROF NURS	1	\$ 83,628.00	1	\$	6,969.00	9	SR20	L2	
HHSC	HILO MEDICAL CENTER	54600	PERM	B	LICENSED PRACTICAL N	1	\$ 41,220.00	1	\$	3,435.00	10	HE08	1	
HHSC	HILO MEDICAL CENTER	54629	PERM	B	REGISTERED PROF NURS	0.9	\$ 77,304.00	0.9	\$	6,442.00	9	SR20	E	
HHSC	KAU HOSPITAL	55490	PERM	B	CREDIT & COLLECTION	1	\$ 36,516.00	1	\$	3,043.00	3	SR13	E	
HHSC	KAU HOSPITAL	23001	PERM	B	JANITOR II	1	\$ 32,856.00	1	\$	2,738.00	1	BC02	A	
HHSC	KAU HOSPITAL	22992	PERM	B	LICENSED PRACTICAL N	1	\$ 37,248.00	1	\$	3,104.00	10	HE08	1	
HHSC	HAWAII HEALTH SYSTEMS CORP	103493	PERM	B	VP/DIR OF HUMAN RESO	1	#####	1	\$	11,615.45	0	MTF		
HHSC	HAWAII HEALTH SYSTEMS CORP	108923	PERM	B	CCPO/ASSOC GENERAL C	1	\$ 82,800.00	1	\$	100.00	73	MTI		
HHSC	HILO MEDICAL CENTER	33941	PERM	B	REGISTERED PROF NURS	0.9	\$ 81,216.00	0.9	\$	6,768.00	9	SR20	L2	
HHSC	HILO MEDICAL CENTER	56364	TEMP	B	GRADUATE NURSE II	0.9	\$ 53,052.00	0.9	\$	4,421.00	79	SR17	B	
HHSC	HILO MEDICAL CENTER	56652	PERM	B	ADMITTING CLERK I	0.5	\$ 28,956.00	0.5	\$	2,413.00	3	SR10	A	
HHSC	HILO MEDICAL CENTER	55810	PERM	B	IMAGING SPECIALIST I	1	\$ 71,496.00	1	\$	5,958.00	3	SR22	A	
HHSC	HILO MEDICAL CENTER	26965	PERM	B	RESPIRATORY THERAPY	1	\$ 49,200.00	1	\$	4,100.00	10	HE12	1	
HHSC	HILO MEDICAL CENTER	54691	PERM	B	CLERK IV	1	\$ 27,756.00	1	\$	2,313.00	3	SR10	A	
HHSC	HILO MEDICAL CENTER	30264	PERM	B	LICENSED PRACTICAL N	1	\$ 40,308.00	1	\$	3,359.00	10	HE08	1	
HHSC	HILO MEDICAL CENTER	20601	PERM	B	PSYCHIATRIC AIDE FP	1	\$ 34,836.00	1	\$	2,903.00	10	HE06	1	
HHSC	HILO MEDICAL CENTER	20409	PERM	B	SEWING WORKER I	1	\$ 33,780.00	1	\$	2,815.00	1	BC03	A	
HHSC	HILO MEDICAL CENTER	20517	PERM	B	REGISTERED PROF NURS	0.5	\$ 77,304.00	0.5	\$	6,442.00	9	SR20	E	
HHSC	HILO MEDICAL CENTER	109106	PERM	B	STAFF SURGEON	1	#####	1	\$	20,833.33	93	YS001		
HHSC	HILO MEDICAL CENTER	54394	PERM	B	CLERK III	1	\$ 26,700.00	1	\$	2,225.00	3	SR08	B	
HHSC	HILO MEDICAL CENTER	30278	PERM	B	SURGICAL TECHNICIAN	1	\$ 41,616.00	1	\$	3,468.00	10	HE08	1	
HHSC	HILO MEDICAL CENTER	55073	PERM	B	REGISTERED PROF NURS	0.5	\$ 77,304.00	0.5	\$	6,442.00	9	SR20	E	
HHSC	HILO MEDICAL CENTER	20515	PERM	B	REGISTERED PROF NURS	1	\$ 77,304.00	1	\$	6,442.00	9	SR20	E	
HHSC	HILO MEDICAL CENTER	20425	PERM	B	HEALTH INFO ADMR	1	\$ 85,740.00	1	\$	7,145.00	23	SR24	L	
HHSC	HILO MEDICAL CENTER	49242	PERM	B	LAUNDRY WORKER I	1	\$ 34,164.00	1	\$	2,847.00	1	BC03	A	
HHSC	HILO MEDICAL CENTER	38514	PERM	B	EMERGENCY ROOM ASST	1	\$ 37,248.00	1	\$	3,104.00	10	HE08	1	
HHSC	HILO MEDICAL CENTER	54434	PERM	B	REGISTERED PROF NURS	1	\$ 79,236.00	1	\$	6,603.00	9	SR20	L1	
HHSC	HILO MEDICAL CENTER	54405	PERM	B	IMAGING SPECIALIST L	1	\$ 79,056.00	1	\$	6,588.00	3	SR24	E	
HHSC	HILO MEDICAL CENTER	20297	PERM	B	CREDIT & COLLECTION	1	\$ 35,064.00	1	\$	2,922.00	3	SR13	D	
HHSC	HILO MEDICAL CENTER	53845	PERM	B	REGISTERED PROF NURS	0.5	\$ 79,236.00	0.5	\$	6,603.00	9	SR20	L1	
HHSC	KAU HOSPITAL	55478	PERM	B	REGISTERED PROF NURS	1	\$ 77,304.00	1	\$	6,442.00	9	SR20	E	
HHSC	KAU HOSPITAL	55760	PERM	B	CERTIFIED NURSE AIDE	1	\$ 32,364.00	1	\$	2,697.00	10	HE04	1	
HHSC	KAUAI VETERANS MEMORIAL HO	56568	PERM	B	REGISTERED PROF NURS	1	\$ 77,304.00	1	\$	6,442.00	9	SR20	E	
HHSC	KAUAI VETERANS MEMORIAL HO	55681	PERM	B	REGISTERED PROF NURS	1	\$ 77,304.00	1	\$	6,442.00	9	SR20	E	
HHSC	KAUAI VETERANS MEMORIAL HO	109334	PERM	B	STAFF PHYSICIAN	1	\$ 106.25	1			93	YH001		
HHSC	KAUAI VETERANS MEMORIAL HO	109333	PERM	B	STAFF PHYSICIAN	1	#####	1	\$	16,277.84	93	YS001		
HHSC	KAUAI VETERANS MEMORIAL HO	109329	PERM	B	STAFF PHYSICIAN	1	#####	1	\$	23,184.00	93	YS001		
HHSC	KAUAI VETERANS MEMORIAL HO	41373	PERM	B	HEALTH UNIT CLERK II	1	\$ 30,036.00	1	\$	2,503.00	3	SR10	C	
HHSC	KAUAI VETERANS MEMORIAL HO	41555	PERM	B	RECREATIONAL AIDE FP	1	\$ 38,604.00	1	\$	3,217.00	10	HE06	4	

Note: Report excludes Casual Hires and Per Diems.
West HI Region (Kohala and Kona) - Used Avg. Salary

HAWAII HEALTH SYSTEMS CORPORATION
NO. OF SEPARATIONS
(July 1, 2008 - November 30, 2009)

Page 11 of 13
Table 11
2010 Budget Briefing

Prog ID/Org	Facility	Position Perm/Temp	MOF	Position Title	BUDGETE D FTE	BUDGETED SALARY	Actual FTE	Monthly Pay w/				BU PayGrade	StateStep
								Differential					
HHSC	KAUAI VETERANS MEMORIAL HOSP	33113	PERM	B	LABORATORY ASSISTANT	1	\$ 40,910.00	1	\$	3,290.00	3	SR10	J
HHSC	KAUAI VETERANS MEMORIAL HOSP	28580	PERM	B	REGISTERED PROF NURS	1	\$ 83,244.00	1	\$	5,793.45	9	SR20	L3
HHSC	KOHALA HOSPITAL	20190	PERM	B	IMAGING TECH FP	1	\$ 52,500.00	1	\$	4,073.00	3	SR18	A
HHSC	KONA COMMUNITY HOSPITAL	55030	PERM	B	PRIVATE SECRETARY I	1	\$ 24.97	1	\$	24.97	63	SR20	G
HHSC	KONA COMMUNITY HOSPITAL	25682	PERM	B	REGISTERED PROF NURS	1	\$ 73,248.00	1	\$	6,442.00	9	SR20	E
HHSC	KONA COMMUNITY HOSPITAL	45347	PERM	B	REGISTERED PROF NURS	1	\$ 73,248.00	1	\$	6,937.00	9	SR20	L3
HHSC	KONA COMMUNITY HOSPITAL	56285	TEMP	B	CONSTR & MAINT WORKE	1	\$ 47,376.00	1	\$	3,712.00	1	BC09	A
HHSC	KONA COMMUNITY HOSPITAL	55030	PERM	B	PRIVATE SECRETARY I	1	\$ 51,936.00	1	\$	4,328.00	63	SR20	G
HHSC	KONA COMMUNITY HOSPITAL	55064	PERM	B	LICENSED PRACTICAL N	0.6	\$ 43,740.00	0.6	\$	3,555.00	10	HE08	1
HHSC	KONA COMMUNITY HOSPITAL	20281	PERM	B	KITCHEN HELPER	1	\$ 32,484.00	1	\$	2,846.00	1	BC02	A
HHSC	KONA COMMUNITY HOSPITAL	20276	PERM	B	DIETITIAN III	0.8	\$ 42,372.00	0.8	\$	4,556.00	13	SR20	G
HHSC	KONA COMMUNITY HOSPITAL	45811	PERM	B	REGISTERED PROF NURS	1	\$ 81,144.00	1	\$	8,606.00	29	SR25	L3
HHSC	KULA HOSPITAL	20002	PERM	B	KITCHEN HELPER	1	\$ 33,228.00	1	\$	2,769.00	1	BC02	A
HHSC	KULA HOSPITAL	54962	PERM	B	REGISTERED PROF NURS	1	\$ 89,568.00	1	\$	7,464.00	9	SR22	L2
HHSC	MALUHIA	55534	PERM	B	CONTRACTS MANAGER II	0	\$ 24,827.09	1	\$	6,582.00	13	SR26	L
HHSC	MALUHIA	20961	PERM	B	CLERK TYPIST III	1	\$ 31,212.00	1	\$	2,503.00	3	SR10	C
HHSC	MALUHIA	55432	PERM	B	DIETITIAN III	1	\$ 65,388.00	1	\$	5,449.00	13	SR20	L
HHSC	MAUI MEM MEDICAL CENTER	41240	PERM	B	HEALTH INFO TECH I	1	\$ 37,968.00	1	\$	3,043.00	3	SR10	H
HHSC	MAUI MEM MEDICAL CENTER	19788	PERM	B	REGISTERED PROF NURS	1	\$ 68,736.00	1	\$	5,728.00	9	SR20	B
HHSC	MAUI MEM MEDICAL CENTER	55625	PERM	B	REGISTERED PROF NURS	0.9	\$ 69,574.00	0.9	\$	6,442.00	9	SR20	E
HHSC	MAUI MEM MEDICAL CENTER	44890	PERM	B	REGISTERED PROF NURS	1	\$ 77,304.00	1	\$	6,442.00	9	SR20	E
HHSC	MAUI MEM MEDICAL CENTER	36138	PERM	B	CLERK III	1	\$ 26,700.00	1	\$	2,225.00	3	SR08	B
HHSC	MAUI MEM MEDICAL CENTER	56351	PERM	B	PHYSICAL THERAPIST I	0.5	\$ 21,066.00	0.5	\$	5,335.00	13	SR20	C
HHSC	MAUI MEM MEDICAL CENTER	55184	PERM	B	LICENSED PRACTICAL N	1	\$ 37,248.00	1	\$	3,709.00	10	HE08	1
HHSC	MAUI MEM MEDICAL CENTER	19710	PERM	B	NURSE AIDE FP	0.5	\$ 16,368.00	0.5	\$	2,728.00	10	HE04	1
HHSC	MAUI MEM MEDICAL CENTER	41962	PERM	B	REGISTERED PROF NURS	0.6	\$ 49,946.00	0.6	\$	6,937.00	9	SR20	L3
HHSC	MAUI MEM MEDICAL CENTER	55205	PERM	B	REGISTERED PROF NURS	1	\$ 94,512.00	1	\$	7,876.00	9	SR24	L1
HHSC	MAUI MEM MEDICAL CENTER	56529	TEMP	B	EMERGENCY ROOM ASST	0.5	\$ 17,418.00	0.5	\$	2,903.00	10	HE06	1
HHSC	MAUI MEM MEDICAL CENTER	54595	PERM	B	RESPIRATORY THERAPY	1	\$ 46,932.00	1	\$	4,516.00	10	HE12	1
HHSC	MAUI MEM MEDICAL CENTER	19731	PERM	B	NURSE AIDE ENTRY	1	\$ 30,876.00	1	\$	2,573.00	10	HE02	1
HHSC	MAUI MEM MEDICAL CENTER	36199	PERM	B	REGISTERED PROF NURS	1	\$ 77,304.00	1	\$	6,442.00	9	SR20	E
HHSC	MAUI MEM MEDICAL CENTER	55444	PERM	B	NURSE PRACTITIONER I	1	#####	1	\$	8,989.00	9	SR28	E
HHSC	MAUI MEM MEDICAL CENTER	26610	PERM	B	CLERK III	0.5	\$ 14,418.00	0.5	\$	2,403.00	3	SR08	D
HHSC	MAUI MEM MEDICAL CENTER	55194	PERM	B	IMAGING ASST FP	1	\$ 34,836.00	1	\$	2,903.00	10	HE06	1
HHSC	MAUI MEM MEDICAL CENTER	55648	PERM	B	SECURITY OFFICER II	1	\$ 44,412.00	1	\$	3,701.00	3	SR15	H
HHSC	MAUI MEM MEDICAL CENTER	34696	PERM	B	CENTRAL SUPPLY AIDE	1	\$ 39,480.00	1	\$	3,290.00	3	SR10	J
HHSC	MAUI MEM MEDICAL CENTER	54350	PERM	B	REGISTERED PROF NURS	1	\$ 39,480.00	1	\$	7,110.00	9	SR20	L4
HHSC	MAUI MEM MEDICAL CENTER	49399	PERM	B	REGISTERED PROF NURS	1	\$ 83,244.00	1	\$	6,937.00	9	SR20	L3
HHSC	SAMUEL MAHELONA MEM HOSP	20790	PERM	B	KITCHEN HELPER	1	\$ 33,228.00	1	\$	2,769.00	1	BC02	A
HHSC	SAMUEL MAHELONA MEM HOSP	55518	PERM	B	REGISTERED PROF NURS	1	\$ 73,440.00	1	\$	6,120.00	9	SR20	E
HHSC	MAUI MEM MEDICAL CENTER	55623	PERM	B	CLERK IV	1	\$ 27,756.00	1	\$	12.68	63	SR10	A
HHSC	MAUI MEM MEDICAL CENTER	55183	PERM	B	NURSE AIDE FP	1	\$ 32,736.00	1	\$	2,728.00	10	HE04	1
HHSC	MAUI MEM MEDICAL CENTER	55160	PERM	B	ADMITTING CLERK I	1	\$ 26,836.00	1	\$	2,283.00	3	SR10	B
HHSC	MAUI MEM MEDICAL CENTER	32008	PERM	B	REGISTERED PROF NURS	1	\$ 77,304.00	1	\$	6,120.00	9	SR20	E

Note: Report excludes Casual Hires and Per Diems.
West HI Region (Kohala and Kona) - Used Avg. Salary

HAWAII HEALTH SYSTEMS CORPORATION
NO. OF SEPARATIONS
(July 1, 2008 - November 30, 2009)

Page 12 of 13
Table 11
2010 Budget Briefing

Prog ID/Org	Facility	Position	Perm/Temp	MOF	Position Title	Monthly Pay						
						BUDGETE D FTE	BUDGETED SALARY	Actual FTE	w/ Differential	BU Pay	Grade	State Step
HHSC	MAUI MEM MEDICAL CENTER	54876	PERM	B	REGISTERED PROF NURS	1	\$ 79,236.00	1	\$ 6,273.00	9	SR20	L1
HHSC	MAUI MEM MEDICAL CENTER	38073	PERM	B	SECURITY OFFICER I	1	\$ 32,424.00	1	\$ 2,567.00	3	SR13	B
HHSC	MAUI MEM MEDICAL CENTER	41607	PERM	B	JANITOR II	1	\$ 33,228.00	1	\$ 2,769.00	1	BC02	A
HHSC	MAUI MEM MEDICAL CENTER	44916	PERM	B	HEALTH UNIT CLERK II	1	\$ 28,836.00	1	\$ 2,283.00	3	SR10	B
HHSC	MAUI MEM MEDICAL CENTER	54774	TEMP	B	CLERK III	1	\$ 25,668.00	1	\$ 11.72	63	SR08	A
HHSC	MAUI MEM MEDICAL CENTER	53611	PERM	B	MEDICAL TRANSCRIPTIO	1	\$ 30,036.00	1	\$ 2,378.00	3	SR12	A
HHSC	MAUI MEM MEDICAL CENTER	53857	PERM	B	NURSE AIDE FP	1	\$ 32,736.00	1	\$ 2,728.00	10	HE04	1
HHSC	MAUI MEM MEDICAL CENTER	54575	PERM	B	TELEMETRY TECHNICIAN	1	\$ 37,248.00	1	\$ 3,104.00	10	HE08	1
HHSC	MAUI MEM MEDICAL CENTER	41962	PERM	B	REGISTERED PROF NURS	0.6	\$ 83,244.00	0.6	\$ 6,937.00	9	SR20	L3
HHSC	MALUHIA	56448	PERM	B	HOME CARE AIDE FP	1	\$ 33,529.65	1	\$ 2,903.00	10	HE06	1
HHSC	LEAHI HOSPITAL	18481	PERM	B	JANITOR II	1	\$ 33,233.84	1	\$ 2,769.00	1	BC02	A
HHSC	LANAI COMMUNITY HOSP	54759	TEMP	B	IMAGING TECH FP	0.3	\$ 25.50	0.3	\$ 25.50	63	SR18	A
HHSC	KULA HOSPITAL	20088	PERM	B	PURCHASING TECHNICIA	1	\$ 44,412.00	1	\$ 3,516.00	3	SR13	J
HHSC	KULA HOSPITAL	54942	PERM	B	CERTIFIED NURSE AIDE	1	\$ 30,876.00	1	\$ 2,573.00	10	HE02	1
HHSC	KONA COMMUNITY HOSPITAL	55910	PERM	B	DEPARTMENTAL PERS OF	1	\$ 80,400.00	1	\$ 6,814.33	35	EM03	
HHSC	KONA COMMUNITY HOSPITAL	20251	PERM	B	HEALTH UNIT CLERK II	0.6	\$ 32,000.00	0.6	\$ 1,482.60	3	SR10	D
HHSC	KONA COMMUNITY HOSPITAL	56298	PERM	B	REGISTERED PROF NURS	1	\$ 73,248.00	1	\$ 7,268.00	9	SR22	L3
HHSC	HILO MEDICAL CENTER	20503	PERM	B	REGISTERED PROF NURS	1	\$ 83,244.00	1	\$ 6,590.00	9	SR20	L3
HHSC	HILO MEDICAL CENTER	20541	PERM	B	REGISTERED PROF NURS	0.9	\$ 68,736.00	0.9	\$ 6,120.00	9	SR20	E
HHSC	HILO MEDICAL CENTER	55804	PERM	B	IMAGING SPECIALIST I	1	\$ 58,788.00	1	\$ 4,654.00	3	SR20	A
HHSC	HILO MEDICAL CENTER	54072	PERM	B	REGISTERED PROF NURS	1	\$ 87,384.00	1	\$ 6,918.00	9	SR22	L1
HHSC	HILO MEDICAL CENTER	53518	PERM	B	ADMITTING CLERK I	1	\$ 32,412.00	1	\$ 2,571.00	3	SR10	D
HHSC	HILO MEDICAL CENTER	34665	PERM	B	REGISTERED PROF NURS	1	\$ 79,236.00	1	\$ 6,273.00	9	SR20	L1
HHSC	KULA HOSPITAL	53805	PERM	B	ACCOUNT CLERK III	1	\$ 37,968.00	1	\$ 3,006.00	3	SR11	H
HHSC	MAUI MEM MEDICAL CENTER	55391	PERM	B	ADMITTING CLERK I	1	\$ 31,212.00	1	\$ 2,471.00	3	SR10	D
HHSC	MAUI MEM MEDICAL CENTER	53721	PERM	B	OPERATING ROOM ASST	1	\$ 32,736.00	1	\$ 2,728.00	10	HE04	1
HHSC	MAUI MEM MEDICAL CENTER	53717	PERM	B	TRANSPORTER	1	\$ 30,876.00	1	\$ 2,573.00	10	HE02	1
HHSC	MAUI MEM MEDICAL CENTER	54866	PERM	B	NURSE AIDE ENTRY	1	\$ 30,876.00	1	\$ 2,573.00	10	HE02	1
HHSC	MAUI MEM MEDICAL CENTER	53688	PERM	B	OCCUPATIONAL THERAPI	1	\$ 62,940.00	1	\$ 5,055.00	13	SR20	E
HHSC	MAUI MEM MEDICAL CENTER	19877	PERM	B	NURSE AIDE FP	1	\$ 32,736.00	1	\$ 2,728.00	10	HE04	1
HHSC	MAUI MEM MEDICAL CENTER	56025	PERM	B	OCCUP THERAPY AIDE F	0.5	\$ 36,060.00	0.5	\$ 3,005.00	10	HE06	2
HHSC	MAUI MEM MEDICAL CENTER	54102	PERM	B	REGISTERED PROF NURS	0.6	\$ 77,304.00	0.6	\$ 6,120.00	9	SR20	E
HHSC	MAUI MEM MEDICAL CENTER	54324	TEMP	B	HEALTH UNIT CLERK I	1	\$ 12.34	1	\$ 11.72	63	SR08	A
HHSC	MAUI MEM MEDICAL CENTER	56392	TEMP	B	PHYSICAL THERAPIST ASST I	0.3	\$ 21.05	0.3	\$ 21.05	70	HE10	1
HHSC	LEAHI HOSPITAL	55531	PERM	B	RECREATIONAL THERAPI	1	\$ 75,960.00	1	\$ 6,014.00	13	SR24	M
HHSC	LEAHI HOSPITAL	37487	PERM	B	CERTIFIED NURSE AIDE	0	\$ -	1	\$ 2,464.00	10	HE04	1
HHSC	LEAHI HOSPITAL	18425	PERM	B	PANTRY WORKER	1	\$ 35,544.00	1	\$ 2,962.00	1	BC04	A
HHSC	LEAHI HOSPITAL	54274	PERM	B	REGISTERED PROF NURS	1	\$ 79,236.00	1	\$ 6,844.00	9	SR20	E
HHSC	HILO MEDICAL CENTER	20428	PERM	B	HEALTH INFO TECH I	1	\$ 31,236.00	1	\$ 2,483.00	3	SR11	A
HHSC	HILO MEDICAL CENTER	24915	PERM	B	IMAGING TECH FP	1	\$ 55,740.00	1	\$ 4,460.00	3	SR18	E
HHSC	HILO MEDICAL CENTER	45805	PERM	B	REGISTERED PROF NURS	0.5	\$ 41,622.00	0.5	\$ 6,590.00	9	SR20	L3
HHSC	HILO MEDICAL CENTER	30379	PERM	B	OCCUP THERAPY ASST F	1	\$ 45,108.00	1	\$ 3,759.00	10	HE10	2
HHSC	HILO MEDICAL CENTER	22739	PERM	B	CERTIFIED NURSE AIDE	1	\$ 32,736.00	1	\$ 2,593.00	10	HE04	1
HHSC	HILO MEDICAL CENTER	55476	PERM	B	CLERK IV	1	\$ 30,036.00	1	\$ 2,378.00	3	SR10	C

Note: Report excludes Casual Hires and Per Diems.
West HI Region (Kohala and Kona) - Used Avg. Salary

HAWAII HEALTH SYSTEMS CORPORATION
 NO. OF SEPARATIONS
 (July 1, 2008 - November 30, 2009)

Page 13 of 13
 Table 11
 2010 Budget Briefing

Prog ID/Org	Facility	Position	Perm/Temp	MOF	Position Title	Monthly Pay						
						BUDGETED D FTE	BUDGETED SALARY	Actual FTE	w/ Differential	BU Pay	Grade	State Step
HHSC	HILO MEDICAL CENTER	54281	PERM	B	REGISTERED PROF NURS	0.5	\$ 38,652.00	0.5	\$ 6,442.00	9	SR20	E
HHSC	HILO MEDICAL CENTER	20655	PERM	B	CERTIFIED NURSE AIDE	1	\$ 32,736.00	1	\$ 2,697.00	10	HE04	1
HHSC	HILO MEDICAL CENTER	20423	PERM	B	GENERAL LABORER II	1	\$ 33,780.00	1	\$ 2,847.00	1	BC03	A
HHSC	KONA COMMUNITY HOSPITAL	54921	PERM	B	PATIENT ACCESS REP I	1	\$ 28,786.00	1	\$ 2,567.00	3	SR13	B
HHSC	KONA COMMUNITY HOSPITAL	49199	PERM	B	CERTIFIED NURSE AID FP	1	\$ 32,736.00	1	\$ 2,728.00	10	HE04	1
HHSC	KONA COMMUNITY HOSPITAL	25861	PERM	B	REGISTERED PROF NURS	0.8	\$ 81,144.00	0.75	\$ 6,755.00	9	SR20	L4

Note: Report excludes Casual Hires and Per Diems.
 West HI Region (Kohala and Kona) - Used Avg. Salary

HAWAII HEALTH SYSTEMS CORPORATION
NO. OF HIRES
(July 1, 2008 - November 30, 2009)

Page 1 of 14
Table 12
2010 Budget Briefing

						BUDGETE		BUDGETED	Actual	Actual Total			
						D FTE	SALARY	FTE	Differential	BU	PayGrade	Step	Monthly Pay
Prog ID/Org	Facility	Position	Perm/Temp	MOF	Position Title								
HHSC	LEAHI HOSPITAL	56468	PERM	B	SECRETARY II	1	\$44,416.00	1	\$ 2,702.00	3	SR14	A	
HHSC	LEAHI HOSPITAL	56453	PERM	B	LICENSED PRACTICAL N	1	\$48,151.52	1	\$ 3,069.00	10	HE08	1	
HHSC	LEAHI HOSPITAL	56429	PERM	B	PHYSICAL THERAPIST A	0	\$ -	0.5	\$ 4,033.00	10	HE10	4	
HHSC	LEAHI HOSPITAL	56173	TEMP	B	SOCIAL WORKER III	0.5	\$20,863.68	0.5	\$ 3,511.00	13	SR20	C	
HHSC	LEAHI HOSPITAL	56170	PERM	B	REGISTERED PROF NUR	0	\$ -	1	\$ 4,819.00	9	SR18	B	
HHSC	LEAHI HOSPITAL	56169	PERM	B	REGISTERED PROF NUR	0	\$ -	1	\$ 4,819.00	9	SR18	B	
HHSC	LEAHI HOSPITAL	56158	TEMP	B	ACTIVITIES COORDINAT	1	\$37,038.48	1	\$ 3,069.00	10	HE08	1	
HHSC	LEAHI HOSPITAL	56157	TEMP	B	RECREATIONAL AIDE FP	0.67	\$23,600.80	1	\$ 2,903.00	10	HE06	1	
HHSC	LEAHI HOSPITAL	56156	TEMP	B	RECREATIONAL AIDE FP	0.67	\$23,600.80	1	\$ 2,903.00	10	HE06	1	
HHSC	LEAHI HOSPITAL	55909	PERM	B	REGISTERED PROF NUR	0.5	\$41,379.44	0.5	\$ 5,728.00	9	SR20	B	
HHSC	LEAHI HOSPITAL	55730	PERM	B	PERSONNEL MGMT SPE	1	\$40,172.64	1	\$ 3,953.00	73	SR18	I	
HHSC	LEAHI HOSPITAL	53818	PERM	B	ADULT DAY HLTH AIDE	1	\$34,640.80	1	\$ 2,870.00	10	HE06	1	
HHSC	LEAHI HOSPITAL	47042	PERM	B	HEALTH UNIT CLERK II	1	\$30,039.36	1	\$ 2,503.00	3	SR10	C	
HHSC	LEAHI HOSPITAL	39909	PERM	B	CERTIFIED NURSE AIDE	1	\$32,545.64	1	\$ 2,697.00	10	HE04	1	
HHSC	LEAHI HOSPITAL	18410	PERM	B	DIETITIAN V	0	\$ -	1	\$ 5,310.00	23	SR24	F	
HHSC	LEAHI HOSPITAL	18409	PERM	B	CERTIFIED NURSE AIDE	1	\$32,545.64	1	\$ 2,697.00	10	HE04	1	
HHSC	LEAHI HOSPITAL	18342	PERM	B	CERTIFIED NURSE AIDE	1	\$32,545.64	1	\$ 2,697.00	10	HE04	1	
HHSC	LEAHI HOSPITAL	18239	PERM	B	CERTIFIED NURSE AIDE	1	\$30,172.92	1	\$ 2,697.00	10	HE04	1	
HHSC	LEAHI HOSPITAL	18193	PERM	B	CERTIFIED NURSE AIDE	1	\$35,858.36	1	\$ 2,697.00	10	HE04	1	
HHSC	LEAHI HOSPITAL	56467	PERM	B	CERTIFIED NURSE AIDE	1	#####	1	\$ 2,728.00	10	HE04	1	
HHSC	MALUHIA	56466	PERM	B	CERTIFIED NURSE AIDE	1	#####	1	\$ 2,728.00	10	HE04	1	
HHSC	MALUHIA	56465	PERM	B	CERTIFIED NURSE AIDE	1	#####	1	\$ 2,728.00	10	HE04	1	
HHSC	MALUHIA	56464	PERM	B	CERTIFIED NURSE AIDE	1	#####	1	\$ 2,728.00	10	HE04	1	
HHSC	MALUHIA	56463	PERM	B	CERTIFIED NURSE AIDE	1	#####	1	\$ 2,728.00	10	HE04	1	
HHSC	MALUHIA	56461	PERM	B	CERTIFIED NURSE AIDE	1	#####	1	\$ 2,728.00	10	HE04	1	
HHSC	MALUHIA	56460	PERM	B	REGISTERED PROF NUR	1	\$81,216.00	1	\$ 6,603.00	9	SR20	L1	
HHSC	MALUHIA	56459	PERM	B	REGISTERED PROF NUR	1	\$68,736.00	1	\$ 5,728.00	9	SR20	B	
HHSC	MALUHIA	56457	PERM	B	REGISTERED PROF NUR	1	\$57,828.00	1	\$ 4,819.00	9	SR18	B	
HHSC	MALUHIA	56456	PERM	B	REGISTERED PROF NUR	1	\$57,828.00	1	\$ 4,819.00	9	SR18	B	
HHSC	MALUHIA	56445	PERM	B	REGISTERED PROF NUR	1	\$77,304.00	1	\$ 5,728.00	9	SR20	B	
HHSC	MALUHIA	56441	PERM	B	LICENSED PRACTICAL N	1	\$37,248.00	1	\$ 3,104.00	10	HE08	1	
HHSC	MALUHIA	56440	PERM	B	CLERK TYPIST II	1	\$26,700.00	1	\$ 2,139.00	3	SR08	A	
HHSC	MALUHIA	56438	PERM	B	ADULT DAY HLTH AIDE	1	\$34,836.00	1	\$ 2,870.00	10	HE06	1	
HHSC	MALUHIA	56435	PERM	B	ADULT DAY HLTH AIDE	1	\$34,836.00	1	\$ 2,870.00	10	HE06	1	
HHSC	MALUHIA	56163	PERM	B	DIETITIAN III	1	\$42,132.00	1	\$ 3,951.00	13	SR20	F	
HHSC	MALUHIA	56044	TEMP	B	RECREATIONAL AIDE FP	1	\$34,836.00	1	\$ 2,870.00	10	HE06	1	
HHSC	MALUHIA	55965	PERM	B	REGISTERED PROF NUR	1	\$77,304.00	1	\$ 5,728.00	9	SR20	B	
HHSC	MALUHIA	55432	PERM	B	DIETITIAN III	1	\$65,388.00	1	\$ 5,449.00	13	SR20	L	
HHSC	MALUHIA	21050	PERM	B	SOCIAL WORKER III	1	\$42,132.00	1	\$ 3,376.00	13	SR20	C	
HHSC	MALUHIA	21012	PERM	B	CERTIFIED NURSE AIDE	1	\$32,736.00	1	\$ 2,697.00	10	HE04	1	
HHSC	MALUHIA	20979	PERM	B	CERTIFIED NURSE AIDE	1	\$32,736.00	1	\$ 2,728.00	10	HE04	1	
HHSC	MALUHIA	20976	PERM	B	CERTIFIED NURSE AIDE	1	\$32,736.00	1	\$ 2,697.00	10	HE04	1	
HHSC	MALUHIA	20962	PERM	B	LICENSED PRACTICAL N	1	\$37,248.00	1	\$ 3,069.00	10	HE08	1	

Note: Report excludes Casual Hires and Per Diems
West HI Region (Kohala and Kona) - Used Avg. Salary

HAWAII HEALTH SYSTEMS CORPORATION
NO. OF HIRES
(July 1, 2008 - November 30, 2009)

Page 2 of 14
Table 12
2010 Budget Briefing

Prog ID/Org	Facility	Position	Perm/Temp	MOF	Position Title	BUDGETED D FTE	BUDGETED SALARY	Actual FTE	Actual Total Monthly Pay w/ Differential	BU	PayGrade	Step
HHSC	MALUHIA	20962	PERM	B	LICENSED PRACTICAL N	1	\$37,248.00	1	\$ 3,104.00	10	HE08	1
HHSC	MALUHIA	20960	PERM	B	LICENSED PRACTICAL N	1	\$ 3,104.00	1	\$ 3,104.00	10	HE08	1
HHSC	HAWAII HEALTH SYSTEMS CORP	55988	PERM	B	PRIVATE SECRETARY I	0	\$ -	1	\$ 4,328.00	63	SR20	G
HHSC	HAWAII HEALTH SYSTEMS CORP	56063	PERM	B	CONTRACTS MANAGER	0	\$ -	1	\$ 6,329.00	13	SR26	L
HHSC	HAWAII HEALTH SYSTEMS CORP	103485	EXEMPT	B	VP/GENERAL COUNSEL	0	\$ -	1	\$ 13,750.00	0	MTE	
HHSC	HAWAII HEALTH SYSTEMS CORP	109271	EXEMPT	B	ASST DIR OF COMM/PUB	1	\$75,190.00	1	\$ 40.39	73	MTK	
HHSC	KAUAI VETERANS MEMORIAL HO	109348	EXEMPT	B	STAFF PHYSICIAN	1.00	\$60,472.00	1	\$ 13,750.00	93	YS001	
HHSC	KAUAI VETERANS MEMORIAL HO	109345	EXEMPT	B	STAFF PHYSICIAN	1.00	#####	1	\$ 15,000.00	93	YS001	
HHSC	KAUAI VETERANS MEMORIAL HO	109344	EXEMPT	B	STAFF PHYSICIAN	-	\$ -	1	\$ 156.25	93	YH001	
temp position; budget taken from permanent vacant CEO position												
HHSC	KAUAI VETERANS MEMORIAL HO	109341	EXEMPT	B	REGIONAL CEO			1	\$ 75.00	0	MTC	
HHSC	KAUAI VETERANS MEMORIAL HO	109334	EXEMPT	B	STAFF PHYSICIAN	-	\$ -	1	\$ 106.25	93	YH001	
HHSC	KAUAI VETERANS MEMORIAL HO	109333	EXEMPT	B	STAFF PHYSICIAN	1.00	#####	1	\$ 26,450.00	93	YS001	
HHSC	KAUAI VETERANS MEMORIAL HO	109332	EXEMPT	B	STAFF PHYSICIAN	1.00	#####	1	\$ 13,358.33	93	YS001	
HHSC	KAUAI VETERANS MEMORIAL HO	109331	EXEMPT	B	STAFF PHYSICIAN	1.00	#####	1	\$ 23,184.00	93	YS001	
HHSC	KAUAI VETERANS MEMORIAL HO	109330	EXEMPT	B	STAFF PHYSICIAN	1.00	#####	1	\$ 23,184.00	93	YS001	
HHSC	KAUAI VETERANS MEMORIAL HO	109329	EXEMPT	B	STAFF PHYSICIAN	1.00	#####	1	\$ 23,184.00	93	YS001	
HHSC	KAUAI VETERANS MEMORIAL HO	109328	EXEMPT	B	STAFF PHYSICIAN	1.00	#####	1	\$ 20,843.50	93	YS001	
HHSC	KAUAI VETERANS MEMORIAL HO	109327	EXEMPT	B	STAFF PHYSICIAN	1.00	#####	1	\$ 17,983.33	93	YS001	
HHSC	KAUAI VETERANS MEMORIAL HO	109326	EXEMPT	B	STAFF PHYSICIAN	1.00	#####	1	\$ 15,068.00	93	YS001	
HHSC	KAUAI VETERANS MEMORIAL HO	109325	EXEMPT	B	STAFF PHYSICIAN	1.00	#####	1	\$ 20,240.00	93	YS001	
HHSC	KAUAI VETERANS MEMORIAL HO	109324	EXEMPT	B	STAFF PHYSICIAN	1.00	#####	1	\$ 23,184.00	93	YS001	
HHSC	KAUAI VETERANS MEMORIAL HO	109323	EXEMPT	B	STAFF PHYSICIAN	1.00	#####	1	\$ 24,845.66	93	YS001	
HHSC	KAUAI VETERANS MEMORIAL HO	109322	EXEMPT	B	STAFF PHYSICIAN	1.00	#####	1	\$ 20,373.41	93	YS001	
HHSC	KAUAI VETERANS MEMORIAL HO	109321	EXEMPT	B	STAFF PHYSICIAN	1.00	#####	1	\$ 23,184.00	93	YS001	
HHSC	KAUAI VETERANS MEMORIAL HO	109320	EXEMPT	B	STAFF PHYSICIAN	1.00	#####	1	\$ 26,450.00	93	YS001	
HHSC	KAUAI VETERANS MEMORIAL HO	109318	EXEMPT	B	STAFF PHYSICIAN	1.00	#####	1	\$ 13,463.08	93	YS001	
HHSC	KAUAI VETERANS MEMORIAL HO	109317	EXEMPT	B	STAFF PHYSICIAN	1.00	#####	1	\$ 9,969.08	93	YS001	
HHSC	KAUAI VETERANS MEMORIAL HO	109316	EXEMPT	B	STAFF PHYSICIAN	1.00	#####	1	\$ 30,872.41	93	YS001	
HHSC	KAUAI VETERANS MEMORIAL HO	109315	EXEMPT	B	STAFF PHYSICIAN	1.00	#####	1	\$ 26,450.00	93	YS001	
HHSC	KAUAI VETERANS MEMORIAL HO	109314	EXEMPT	B	STAFF PHYSICIAN	1.00	#####	1	\$ 17,083.33	93	YS001	
HHSC	KAUAI VETERANS MEMORIAL HO	56682	TEMP	B	REGISTERED PROF NUR	1.00	\$63,008.00	1	\$ 5,728.00	9	SR20	B
HHSC	KAUAI VETERANS MEMORIAL HO	56575	TEMP	B	REGISTERED PROF NUR	1.00	\$74,328.00	0.6	\$ 5,728.00	9	SR20	B
HHSC	KAUAI VETERANS MEMORIAL HO	56573	PERM	B	ADMITTING CLERK I	1.00	\$ 9,252.00	1	\$ 2,313.00	3	SR10	A
HHSC	KAUAI VETERANS MEMORIAL HO	56557	PERM	B	SURGICAL TECHNICIAN	1.00	\$34,638.00	1	\$ 3,759.00	10	HE08	Z2
HHSC	KAUAI VETERANS MEMORIAL HO	56556	PERM	B	NURSE PRACTITIONER I	0.80	\$68,431.00	0.8	\$ 7,388.00	9	SR26	B
HHSC	KAUAI VETERANS MEMORIAL HO	56553	PERM	B	IMAGING TECH FP	1.00	\$44,412.00	1	\$ 3,164.00	3	SR18	A
HHSC	KAUAI VETERANS MEMORIAL HO	56134	PERM	B	DATA PROC SYSTEMS A	1.00	\$41,486.00	1	\$ 4,446.00	13	SR22	G

Note: Report excludes Casual Hires and Per Diems
West HI Region (Kohala and Kona) - Used Avg. Salary

HAWAII HEALTH SYSTEMS CORPORATION
NO. OF HIRES
(July 1, 2008 - November 30, 2009)

Page 3 of 14
Table 12
2010 Budget Briefing

Prog ID/Org	Facility	Position	Perm/Temp	MOF	Position Title	BUDGETED		Actual FTE	Actual Total Monthly Pay w/ Differential		BU	PayGrade	Step
						D FTE	SALARY						
HHSC	KAUAI VETERANS MEMORIAL HOS	56131	PERM	B	PHYSICAL THERAPIST I	1.00	\$57,153.00	1	\$	4,809.00	13	SR20	K
HHSC	KAUAI VETERANS MEMORIAL HOS	56126	PERM	B	PHARMACIST I	1.00	#####	1	\$	7,826.00	13	SR22	M
HHSC	KAUAI VETERANS MEMORIAL HOS	56024	PERM	B	REGISTERED PROF NUR	1.00	\$63,008.00	1	\$	6,442.00	9	SR20	E
HHSC	KAUAI VETERANS MEMORIAL HOS	56004	PERM	B	CREDIT & COLLECTION	1.00	\$37,968.00	1	\$	3,420.00	3	SR13	H
HHSC	KAUAI VETERANS MEMORIAL HOS	55912	PERM	B	REGISTERED PROF NUR	1.00	\$63,008.00	1	\$	5,728.00	9	SR20	B
HHSC	KAUAI VETERANS MEMORIAL HOS	55911	PERM	B	LICENSED PRACTICAL N	1.00	\$38,514.00	1	\$	3,069.00	10	HE08	1
HHSC	KAUAI VETERANS MEMORIAL HOS	55608	PERM	B	LICENSED PRACTICAL N	1.00	\$33,969.00	1	\$	2,870.00	10	HE06	1
HHSC	KAUAI VETERANS MEMORIAL HOS	55550	PERM	B	OUTPATIENT CLINICAL	-	\$ -	1	\$	2,903.00	10	HE06	1
HHSC	KAUAI VETERANS MEMORIAL HOS	55549	PERM	B	ADMITTING CLERK I	1.00	\$33,756.00	1	\$	2,313.00	3	SR10	A
HHSC	KAUAI VETERANS MEMORIAL HOS	55335	PERM	B	LICENSED PRACTICAL N	1.00	\$41,430.00	1	\$	2,870.00	10	HE06	1
HHSC	KAUAI VETERANS MEMORIAL HOS	55334	PERM	B	LICENSED PRACTICAL N	1.00	\$37,995.00	1	\$	2,870.00	10	HE06	1
HHSC	KAUAI VETERANS MEMORIAL HOS	55319	PERM	B	OUTPATIENT CLINICAL	1.00	\$41,430.00	1	\$	2,870.00	10	HE06	1
HHSC	KAUAI VETERANS MEMORIAL HOS	54689	PERM	B	LICENSED PRACTICAL N	1.00	\$37,038.00	1	\$	3,069.00	10	HE08	1
HHSC	KAUAI VETERANS MEMORIAL HOS	54061	PERM	B	ADMITTING CLERK I	1.00	\$33,756.00	1	\$	2,313.00	3	SR10	A
HHSC	KAUAI VETERANS MEMORIAL HOS	53806	PERM	B	REGISTERED PROF NUR	1.00	\$74,328.00	1	\$	5,728.00	9	SR20	B
HHSC	KAUAI VETERANS MEMORIAL HOS	53447	PERM	B	REGISTERED PROF NUR	0.90	\$76,734.00	0.9	\$	5,728.00	9	SR20	B
HHSC	KAUAI VETERANS MEMORIAL HOS	45268	PERM	B	IMAGING SPECIALIST I	1.00	\$67,620.00	1	\$	4,950.00	3	SR22	A
HHSC	KAUAI VETERANS MEMORIAL HOS	31720	PERM	B	HEALTH UNIT CLERK II	1.00	\$30,036.00	1	\$	2,313.00	3	SR10	A
HHSC	KAUAI VETERANS MEMORIAL HOS	30370	PERM	B	HEALTH INFO ADMR	1.00	\$42,498.00	1	\$	5,624.00	13	SR24	J
HHSC	KAUAI VETERANS MEMORIAL HOS	28582	PERM	B	REGISTERED PROF NUR	1.00	\$76,734.00	1	\$	5,728.00	9	SR20	B
HHSC	KAUAI VETERANS MEMORIAL HOS	28578	PERM	B	REGISTERED PROF NUR	1.00	\$87,156.00	1	\$	7,762.00	9	SR23	L2
HHSC	KAUAI VETERANS MEMORIAL HOS	20886	PERM	B	LICENSED PRACTICAL N	1.00	\$33,969.00	1	\$	2,903.00	10	HE06	1
HHSC	KAUAI VETERANS MEMORIAL HOS	20746	PERM	B	SECRETARY II	1.00	\$34,955.00	1	\$	2,702.00	3	SR14	A
HHSC	SAMUEL MAHELONA MEM HOSP	109347	EXEMPT	B	STAFF PHYSICIAN	1.00	#####	1	\$	12,166.66	93	YS001	
HHSC	SAMUEL MAHELONA MEM HOSP	56561	PERM	B	REGISTERED PROF NUR	1.00	\$75,816.00	1	\$	5,728.00	9	SR20	B
HHSC	SAMUEL MAHELONA MEM HOSP	56139	PERM	B	PERSONNEL MGMT SPE	1.00	\$52,000.00	1	\$	5,410.00	73	SR24	I
HHSC	SAMUEL MAHELONA MEM HOSP	55026	PERM	B	CERTIFIED NURSE AIDE	1.00	\$32,544.00	1	\$	2,697.00	10	HE04	1
HHSC	SAMUEL MAHELONA MEM HOSP	41415	PERM	B	CLERK TYPIST III	1.00	\$33,756.00	1	\$	2,403.00	3	SR10	B
HHSC	SAMUEL MAHELONA MEM HOSP	40211	PERM	B	CERTIFIED NURSE AIDE	1.00	\$32,544.00	1	\$	2,697.00	10	HE04	1
HHSC	SAMUEL MAHELONA MEM HOSP	34220	PERM	B	PHARMACIST I	1.00	\$63,002.92	1	\$	7,826.00	13	SR22	C
HHSC	SAMUEL MAHELONA MEM HOSP	21781	PERM	B	LICENSED PRACTICAL N	1.00	\$38,268.00	1	\$	3,069.00	10	HE08	1
HHSC	SAMUEL MAHELONA MEM HOSP	20806	PERM	B	JANITOR II	1.00	\$32,980.00	1	\$	2,738.00	1	BC02	A
HHSC	SAMUEL MAHELONA MEM HOSP	20773	PERM	B	CERTIFIED NURSE AIDE	1.00	\$32,544.00	1	\$	2,697.00	10	HE04	1
HHSC	SAMUEL MAHELONA MEM HOSP	20769	PERM	B	LICENSED PRACTICAL N	1.00	\$35,828.00	1	\$	3,104.00	10	HE08	1
HHSC	SAMUEL MAHELONA MEM HOSP	20767	PERM	B	CERTIFIED NURSE AIDE	1.00	\$32,544.00	1	\$	2,697.00	10	HE04	1
HHSC	KOHALA HOSPITAL	109346	EXEMPT	B	ASST HOSPITAL ADMR	1	\$ 39.52	1	\$	39.52	0	MTK	
HHSC	KOHALA HOSPITAL	56584	PERM	B	REGISTERED PROF NUR	0.8	\$73,248.00	0.8	\$	5,728.00	9	SR20	B
HHSC	KOHALA HOSPITAL	56414	PERM	B	PERSONNEL CLERK IV	1	\$39,480.00	1	\$	2,403.00	63	SR11	A
HHSC	KOHALA HOSPITAL	56413	PERM	B	PHARMACY TECHNICIAN	1	\$35,484.00	1	\$	2,870.00	10	HE06	1
HHSC	KOHALA HOSPITAL	20190	PERM	B	IMAGING TECH FP	1	\$52,500.00	1	\$	4,073.00	3	SR18	A
HHSC	KOHALA HOSPITAL	20187	PERM	B	BLDG MAINT WORKER II	1	\$46,500.00	1	\$	3,875.00	1	WS09	A
HHSC	KOHALA HOSPITAL	20180	PERM	B	KITCHEN HELPER	0.75	\$32,484.00	0.75	\$	2,738.00	1	BC02	A

Note: Report excludes Casual Hires and Per Diems
West HI Region (Kohala and Kona) - Used Avg. Salary

HAWAII HEALTH SYSTEMS CORPORATION
NO. OF HIRES
(July 1, 2008 - November 30, 2009)

Page 4 of 14
Table 12
2010 Budget Briefing

										Actual Total Monthly Pay			
Prog ID/Org	Facility	Position	Perm/Temp	MOF	Position Title	BUDGETE		Actual	w/		BU	PayGrade	Step
						D FTE	SALARY		FTE	Differential			
HHSC	KOHALA HOSPITAL	20180	PERM	B	KITCHEN HELPER	0.75	\$32,484.00	0.75	\$	2,738.00	1	BC02	A
HHSC	KOHALA HOSPITAL	20174	PERM	B	REGISTERED PROF NUR	1	\$57,828.00	1	\$	4,819.00	9	SR18	B
HHSC	KOHALA HOSPITAL	20172	PERM	B	CERTIFIED NURSE AIDE	1	\$32,472.00	1	\$	2,728.00	10	HE04	1
HHSC	KOHALA HOSPITAL	20170	PERM	B	LICENSED PRACTICAL N	1	\$36,828.00	1	\$	3,188.00	10	HE08	1
HHSC	KOHALA HOSPITAL	20168	PERM	B	REGISTERED PROF NUR	1	\$73,248.00	1	\$	5,728.00	9	SR20	B
HHSC	KOHALA HOSPITAL	20168	PERM	B	REGISTERED PROF NUR	1	\$73,248.00	1	\$	5,728.00	9	SR20	B
HHSC	KONA COMMUNITY HOSPITAL	109178	EXEMPT	B	ASST ADMR/CHIEF FIN	1	#####	1	\$	15,000.00	0	MTH	
HHSC	KONA COMMUNITY HOSPITAL	108591	EXEMPT	B	ASST HOSPITAL ADMR	1	\$ 69.23	1	\$	69.23	0	MTJ	
HHSC	KONA COMMUNITY HOSPITAL	56582	PERM	B	ADMITTING CLERK I	1	\$29,124.00	1	\$	2,413.00	3	SR10	A
HHSC	KONA COMMUNITY HOSPITAL	56581	PERM	B	ADMITTING CLERK I	1	\$29,124.00	1	\$	2,413.00	3	SR10	A
HHSC	KONA COMMUNITY HOSPITAL	56580	PERM	B	ADMITTING CLERK I	1	\$29,124.00	1	\$	2,413.00	3	SR10	A
HHSC	KONA COMMUNITY HOSPITAL	56424	PERM	B	ACCOUNT CLERK III	1	\$36,000.00	1	\$	2,403.00	3	SR11	A
HHSC	KONA COMMUNITY HOSPITAL	56416	PERM	B	HEALTH UNIT CLERK II	1	\$31,944.00	1	\$	2,313.00	3	SR10	A
HHSC	KONA COMMUNITY HOSPITAL	56412	TEMP	B	AIR CONDITIONING MEC	1	\$45,492.00	1	\$	3,791.00	1	BC10	A
HHSC	KONA COMMUNITY HOSPITAL	56411	PERM	B	PERSONNEL MGMT SPE	1	\$53,352.00	1	\$	5,002.00	73	SR24	G
HHSC	KONA COMMUNITY HOSPITAL	56407	PERM	B	REGISTERED PROF NUR	1	\$73,248.00	1	\$	5,728.00	9	SR20	B
HHSC	KONA COMMUNITY HOSPITAL	56407	PERM	B	REGISTERED PROF NUR	1	\$73,248.00	1	\$	5,728.00	9	SR20	B
HHSC	KONA COMMUNITY HOSPITAL	56276	PERM	B	SURGICAL TECHNICIAN	1	\$39,252.00	1	\$	3,069.00	10	HE08	1
HHSC	KONA COMMUNITY HOSPITAL	56102	PERM	B	BLDG MAINT WORKER I	1	\$43,116.00	1	\$	3,652.00	1	BC09	A
HHSC	KONA COMMUNITY HOSPITAL	56101	TEMP	B	REGISTERED PROF NUR	1	\$57,828.00	1	\$	4,819.00	9	SR18	B
HHSC	KONA COMMUNITY HOSPITAL	56000	TEMP	B	REGISTERED PROF NUR	1	\$57,828.00	1	\$	4,819.00	9	SR18	B
HHSC	KONA COMMUNITY HOSPITAL	55999	TEMP	B	REGISTERED PROF NUR	1	\$57,828.00	1	\$	4,819.00	9	SR18	B
HHSC	KONA COMMUNITY HOSPITAL	55848	PERM	B	IMAGING MULTI SPCLST	1	\$74,052.00	1	\$	6,216.00	3	SR23	A
HHSC	KONA COMMUNITY HOSPITAL	55833	PERM	B	IMAGING TECH FP	1	\$52,500.00	1	\$	4,073.00	3	SR18	A
HHSC	KONA COMMUNITY HOSPITAL	55753	TEMP	B	REGISTERED PROF NUR	1	\$57,828.00	1	\$	4,819.00	9	SR18	B
HHSC	KONA COMMUNITY HOSPITAL	55607	PERM	B	REGISTERED PROF NUR	0.9	\$73,248.00	0.9	\$	5,728.00	9	SR20	B
HHSC	KONA COMMUNITY HOSPITAL	55528	PERM	B	PHARMACIST I	1	\$95,652.00	1	\$	7,826.00	13	SR22	C
HHSC	KONA COMMUNITY HOSPITAL	54195	PERM	B	CERTIFIED NURSE AIDE	1	\$32,472.00	1	\$	2,697.00	10	HE04	1
HHSC	KONA COMMUNITY HOSPITAL	54000	PERM	B	REGISTERED PROF NUR	1	\$73,248.00	1	\$	5,728.00	9	SR20	B
HHSC	KONA COMMUNITY HOSPITAL	51026	PERM	B	KITCHEN HELPER	1	\$32,484.00	1	\$	2,738.00	1	BC02	A
HHSC	KONA COMMUNITY HOSPITAL	49426	PERM	B	REGISTERED PROF NUR	1	\$73,248.00	1	\$	5,728.00	9	SR20	B
HHSC	KONA COMMUNITY HOSPITAL	49210	PERM	B	REGISTERED PROF NUR	0.9	\$73,248.00	0.9	\$	5,728.00	9	SR20	B
HHSC	KONA COMMUNITY HOSPITAL	49205	PERM	B	REGISTERED PROF NUR	1	\$73,248.00	1	\$	5,728.00	9	SR20	B
HHSC	KONA COMMUNITY HOSPITAL	48426	PERM	B	REGISTERED PROF NUR	1	\$73,248.00	0.5	\$	5,728.00	9	SR20	B
HHSC	KONA COMMUNITY HOSPITAL	45841	PERM	B	KITCHEN HELPER	1	\$32,484.00	1	\$	2,738.00	1	BC02	A
HHSC	KONA COMMUNITY HOSPITAL	42784	PERM	B	REGISTERED PROF NUR	0.5	\$73,248.00	0.5	\$	5,728.00	9	SR20	B
HHSC	KONA COMMUNITY HOSPITAL	38481	PERM	B	REGISTERED PROF NUR	1	\$57,828.00	1	\$	4,819.00	9	SR18	B
HHSC	KONA COMMUNITY HOSPITAL	37270	PERM	B	IMAGING TECH ENTRY	1	\$45,168.00	1	\$	3,764.00	3	SR16	A
HHSC	KONA COMMUNITY HOSPITAL	33941	PERM	B	REGISTERED PROF NUR	0.9	\$73,248.00	0.9	\$	5,728.00	9	SR20	B
HHSC	KONA COMMUNITY HOSPITAL	31091	PERM	B	KITCHEN HELPER	1	\$32,484.00	1	\$	2,738.00	1	BC02	A
HHSC	KONA COMMUNITY HOSPITAL	30991	PERM	B	REGISTERED PROF NUR	1	\$57,828.00	1	\$	4,819.00	9	SR18	B
HHSC	KONA COMMUNITY HOSPITAL	30988	PERM	B	REGISTERED PROF NUR	0.9	\$73,248.00	0.9	\$	5,728.00	9	SR20	B

55

Note: Report excludes Casual Hires and Per Diems
West HI Region (Kohala and Kona) - Used Avg. Salary

HAWAII HEALTH SYSTEMS CORPORATION
NO. OF HIRES
(July 1, 2008 - November 30, 2009)

Page 5 of 14
Table 12
2010 Budget Briefing

Prog ID/Org	Facility	Position	Perm/Temp	MOF	Position Title	BUDGETE D FTE	BUDGETED SALARY	Actual FTE	Actual Total Monthly Pay w/ Differential		BU	PayGrade	Step
HHSC	KONA COMMUNITY HOSPITAL	26171	PERM	B	ADMITTING CLERK I	1	\$29,124.00	1	\$	2,413.00	3	SR10	A
HHSC	KONA COMMUNITY HOSPITAL	26145	PERM	B	IMAGING TECH FP	1	\$52,500.00	1	\$	4,073.00	3	SR18	A
HHSC	KONA COMMUNITY HOSPITAL	20253	PERM	B	REGISTERED PROF NUR	0.9	\$73,248.00	1	\$	5,728.00	9	SR20	B
HHSC	KULA HOSPITAL	109204	EXEMPT	B	STAFF PHYSICIAN	1	#####	1	\$	14,333.33	73	YS001	
HHSC	KULA HOSPITAL	109061	EXEMPT	B	STAFF PHYSICIAN	1	\$ 75.00	1	\$	75.00	73	YS001	
HHSC	KULA HOSPITAL	56187	TEMP	B	CERTIFIED NURSE AIDE	1	\$30,876.00	1	\$	2,573.00	10	HE02	1
HHSC	KULA HOSPITAL	54942	PERM	B	CERTIFIED NURSE AIDE	1	\$30,876.00	1	\$	2,573.00	10	HE02	1
HHSC	KULA HOSPITAL	54941	PERM	B	CERTIFIED NURSE AIDE	1	\$30,876.00	1	\$	2,573.00	10	HE02	1
HHSC	KULA HOSPITAL	54796	PERM	B	REGISTERED PROF NUR	1	\$83,244.00	1	\$	6,937.00	9	SR20	L3
HHSC	KULA HOSPITAL	53674	PERM	B	CERTIFIED NURSE AIDE	1	\$30,876.00	1	\$	2,573.00	10	HE02	1
HHSC	KULA HOSPITAL	53671	PERM	B	CERTIFIED NURSE AIDE	1	\$30,876.00	1	\$	2,573.00	10	HE02	1
HHSC	KULA HOSPITAL	49186	PERM	B	SOCIAL WORKER III	1	\$50,532.00	1	\$	4,211.00	13	SR20	C
HHSC	KULA HOSPITAL	26447	PERM	B	CERTIFIED NURSE AIDE	1	\$30,876.00	1	\$	2,573.00	10	HE02	1
HHSC	KULA HOSPITAL	20102	PERM	B	ACCOUNT CLERK III	1	\$28,836.00	1	\$	2,403.00	3	SR11	A
HHSC	KULA HOSPITAL	20090	PERM	B	CERTIFIED NURSE AIDE	1	\$30,876.00	1	\$	2,573.00	10	HE02	1
HHSC	KULA HOSPITAL	20061	PERM	B	CERTIFIED NURSE AIDE	1	\$30,876.00	1	\$	2,573.00	10	HE02	1
HHSC	KULA HOSPITAL	20054	PERM	B	COOK II	1	\$41,592.00	1	\$	3,427.00	1	BC08	A
HHSC	KULA HOSPITAL	20046	PERM	B	CERTIFIED NURSE AIDE	1	\$30,876.00	1	\$	2,573.00	10	HE02	1
HHSC	KULA HOSPITAL	20020	PERM	B	OCCUPATIONAL THERAP	1	\$59,280.00	1	\$	4,940.00	23	SR22	C
HHSC	KULA HOSPITAL	20002	PERM	B	KITCHEN HELPER	1	\$33,228.00	1	\$	2,769.00	1	BC02	A
HHSC	KULA HOSPITAL	19996	PERM	B	KITCHEN HELPER	1	\$33,228.00	1	\$	2,738.00	1	BC02	A
HHSC	KULA HOSPITAL	19995	PERM	B	BUSINESS MANAGER V	1	\$57,708.00	1	\$	4,809.00	23	SR24	F
HHSC	KULA HOSPITAL	19987	PERM	B	CERTIFIED NURSE AIDE	1	\$32,736.00	1	\$	2,697.00	10	HE04	1
HHSC	KULA HOSPITAL	19980	PERM	B	JANITOR II	1	\$33,228.00	1	\$	2,738.00	1	BC02	A
HHSC	KULA HOSPITAL	19968	PERM	B	JANITOR II	1	\$33,228.00	1	\$	2,738.00	1	BC02	A
HHSC	KULA HOSPITAL	19944	PERM	B	CERTIFIED NURSE AIDE	1	\$30,876.00	1	\$	2,544.00	10	HE02	1
HHSC	LANAI COMMUNITY HOSP	56400	PERM	B	CERTIFIED NURSE AIDE	1	\$30,876.00	1	\$	2,544.00	10	HE02	1
HHSC	LANAI COMMUNITY HOSP	23030	PERM	B	REGISTERED PROF NUR	1	\$77,304.00	1	\$	5,728.00	9	SR20	B
HHSC	MAUI MEM MEDICAL CENTER	109319	EXEMPT	B	STAFF SURGEON	1	#####	1	\$	45,833.33	73	YS001	
HHSC	MAUI MEM MEDICAL CENTER	109299	EXEMPT	B	MEDICAL DIRECTOR	1	#####	1	\$	50,000.00	93	MTD	
HHSC	MAUI MEM MEDICAL CENTER	109104	EXEMPT	B	MEDICAL DIRECTOR	1	#####	1	\$	17,500.00	93	MTD	
HHSC	MAUI MEM MEDICAL CENTER	56626	PERM	B	PERFUSIONIST II	1	#####	1	\$	11,666.67	13	SR28	M
HHSC	MAUI MEM MEDICAL CENTER	56625	PERM	B	PERFUSIONIST II	1	#####	1	\$	11,666.67	13	SR28	M
HHSC	MAUI MEM MEDICAL CENTER	56614	PERM	B	SURGICAL TECHNICIAN	1	\$42,912.00	1	\$	3,576.00	10	HE08	1
HHSC	MAUI MEM MEDICAL CENTER	56550	PERM	B	REGISTERED PROF NUR	0.9	\$77,304.00	0.9	\$	5,728.00	9	SR20	B
HHSC	MAUI MEM MEDICAL CENTER	56547	PERM	B	REGISTERED PROF NUR	0.9	\$68,736.00	0.9	\$	5,728.00	9	SR20	B
HHSC	MAUI MEM MEDICAL CENTER	56544	PERM	B	REGISTERED PROF NUR	1	\$77,304.00	1	\$	5,728.00	9	SR20	B
HHSC	MAUI MEM MEDICAL CENTER	56543	PERM	B	REGISTERED PROF NUR	1	\$68,736.00	1	\$	5,728.00	9	SR20	B
HHSC	MAUI MEM MEDICAL CENTER	56542	PERM	B	REGISTERED PROF NUR	1	\$77,304.00	1	\$	5,728.00	9	SR20	B
HHSC	MAUI MEM MEDICAL CENTER	56540	PERM	B	PHYSICIAN ASST	1	#####	1	\$	11,666.67	13	SR28	M
HHSC	MAUI MEM MEDICAL CENTER	56536	PERM	B	REGISTERED PROF NUR	1	\$68,736.00	1	\$	5,728.00	9	SR20	B
HHSC	MAUI MEM MEDICAL CENTER	56535	PERM	B	REGISTERED PROF NUR	1	\$90,876.00	1	\$	7,573.00	29	SR23	L1

Note: Report excludes Casual Hires and Per Diems
West HI Region (Kohala and Kona) - Used Avg. Salary

HAWAII HEALTH SYSTEMS CORPORATION
NO. OF HIRES
(July 1, 2008 - November 30, 2009)

Page 6 of 14
Table 12
2010 Budget Briefing

Prog ID/Org	Facility	Position Perm/Temp	MOF	Position Title	BUDGETE D FTE	BUDGETED SALARY	Actual FTE	Actual Total Monthly Pay w/ Differential	BU	PayGrade Step	
HHSC	MAUI MEM MEDICAL CENTER	56532 PERM	B	SPEECH PATHOLOGIST I	1	\$71,451.24	1	\$ 5,954.27	13	SR22	M
HHSC	MAUI MEM MEDICAL CENTER	56531 PERM	B	OCCUPATIONAL THERAF	1	\$54,792.00	1	\$ 4,566.00	13	SR20	C
HHSC	MAUI MEM MEDICAL CENTER	56529 TEMP	B	EMERGENCY ROOM ASS	0.5	\$37,248.00	0.5	\$ 3,104.00	10	HE08	1
HHSC	MAUI MEM MEDICAL CENTER	56527 PERM	B	PHYSICAL THERAPIST A	1	\$43,788.00	1	\$ 3,649.00	10	HE10	1
HHSC	MAUI MEM MEDICAL CENTER	56397 PERM	B	HEALTH UNIT CLERK I	1	\$25,668.00	1	\$ 2,139.00	3	SR08	A
HHSC	MAUI MEM MEDICAL CENTER	56391 TEMP	B	NURSE AIDE FP	1	\$32,736.00	1	\$ 2,697.00	10	HE04	1
HHSC	MAUI MEM MEDICAL CENTER	56390 PERM	B	REGISTERED PROF NUR	1	\$68,736.00	1	\$ 5,728.00	9	SR20	B
HHSC	MAUI MEM MEDICAL CENTER	56384 PERM	B	TRANSPORTER	1	\$30,876.00	1	\$ 2,544.00	10	HE02	1
HHSC	MAUI MEM MEDICAL CENTER	56380 PERM	B	SOCIAL WORKER IV	1	\$53,724.00	1	\$ 4,477.00	13	SR22	C
HHSC	MAUI MEM MEDICAL CENTER	56369 TEMP	B	HEALTH UNIT CLERK I	1	\$25,668.00	1	\$ 2,139.00	3	SR08	A
HHSC	MAUI MEM MEDICAL CENTER	56253 PERM	B	REGISTERED PROF NUR	0.9	\$57,828.00	0.9	\$ 4,819.00	9	SR18	B
HHSC	MAUI MEM MEDICAL CENTER	56252 PERM	B	REGISTERED PROF NUR	0.9	\$57,828.00	0.9	\$ 4,819.00	9	SR18	B
HHSC	MAUI MEM MEDICAL CENTER	56250 PERM	B	REGISTERED PROF NUR	0.9	\$57,828.00	0.9	\$ 4,819.00	9	SR18	B
HHSC	MAUI MEM MEDICAL CENTER	56233 PERM	B	REGISTERED PROF NUR	0.9	\$57,828.00	0.9	\$ 5,728.00	9	SR20	B
HHSC	MAUI MEM MEDICAL CENTER	56185 PERM	B	PHARMACIST I	1	#####	1	\$ 8,666.00	13	SR22	C
HHSC	MAUI MEM MEDICAL CENTER	56026 PERM	B	CLERK III	1	\$25,668.00	1	\$ 2,139.00	3	SR08	A
HHSC	MAUI MEM MEDICAL CENTER	55986 PERM	B	LICENSED PRACTICAL N	0.5	\$35,808.00	0.5	\$ 2,951.00	10	HE06	1
HHSC	MAUI MEM MEDICAL CENTER	55936 PERM	B	LICENSED PRACTICAL N	0.5	\$35,808.00	0.5	\$ 2,951.00	10	HE06	1
HHSC	MAUI MEM MEDICAL CENTER	55928 PERM	B	PHARMACY AIDE FP	1	\$32,736.00	1	\$ 2,697.00	10	HE04	1
HHSC	MAUI MEM MEDICAL CENTER	55913 PERM	B	JANITOR II	1	\$33,228.00	1	\$ 2,738.00	1	BC02	A
HHSC	MAUI MEM MEDICAL CENTER	55877 PERM	B	REGISTERED PROF NUR	1	\$57,828.00	1	\$ 4,819.00	9	SR18	B
HHSC	MAUI MEM MEDICAL CENTER	55876 PERM	B	CLERK IV	1	\$27,756.00	1	\$ 2,313.00	3	SR10	A
HHSC	MAUI MEM MEDICAL CENTER	55875 PERM	B	CLERK IV	1	\$27,756.00	1	\$ 2,313.00	3	SR10	A
HHSC	MAUI MEM MEDICAL CENTER	55868 PERM	B	REGISTERED PROF NUR	0.9	\$68,736.00	0.9	\$ 5,728.00	9	SR20	B
HHSC	MAUI MEM MEDICAL CENTER	55796 PERM	B	IMAGING SPECIALIST I	1	\$61,716.00	1	\$ 5,143.00	3	SR22	A
HHSC	MAUI MEM MEDICAL CENTER	55793 PERM	B	IMAGING TECH ENTRY	1	\$50,256.00	1	\$ 4,188.00	3	SR16	A
HHSC	MAUI MEM MEDICAL CENTER	55789 PERM	B	IMAGING SPECIALIST I	1	\$61,380.00	1	\$ 5,115.00	3	SR22	A
HHSC	MAUI MEM MEDICAL CENTER	55787 PERM	B	IMAGING SPECIALIST I	1	\$61,380.00	1	\$ 5,115.00	3	SR22	A
HHSC	MAUI MEM MEDICAL CENTER	55786 PERM	B	IMAGING SPECIALIST L	1	\$73,140.00	1	\$ 6,095.00	3	SR24	A
HHSC	MAUI MEM MEDICAL CENTER	55783 PERM	B	IMAGING SPECIALIST I	1	\$67,596.00	1	\$ 5,633.00	3	SR22	A
HHSC	MAUI MEM MEDICAL CENTER	55778 PERM	B	IMAGING SPECIALIST I	1	\$71,496.00	1	\$ 5,958.00	3	SR22	A
HHSC	MAUI MEM MEDICAL CENTER	55777 PERM	B	IMAGING SPECIALIST I	1	\$71,496.00	1	\$ 5,958.00	3	SR22	A
HHSC	MAUI MEM MEDICAL CENTER	55751 PERM	B	CLERK III	1	\$25,668.00	1	\$ 2,139.00	3	SR08	A
HHSC	MAUI MEM MEDICAL CENTER	55704 PERM	B	REGISTERED PROF NUR	1	\$83,244.00	1	\$ 5,728.00	9	SR20	B
HHSC	MAUI MEM MEDICAL CENTER	55631 PERM	B	REGISTERED PROF NUR	0.9	\$77,304.00	0.9	\$ 5,728.00	9	SR20	B
HHSC	MAUI MEM MEDICAL CENTER	55625 PERM	B	REGISTERED PROF NUR	0.9	\$77,304.00	0.9	\$ 5,728.00	9	SR20	B
HHSC	MAUI MEM MEDICAL CENTER	55577 PERM	B	IMAGING TECH ENTRY	1	\$50,256.00	1	\$ 4,188.00	3	SR16	A
HHSC	MAUI MEM MEDICAL CENTER	55569 PERM	B	SECURITY OFFICER I	1	\$31,212.00	1	\$ 2,601.00	3	SR13	A
HHSC	MAUI MEM MEDICAL CENTER	55543 PERM	B	CHARGEMASTER COORI	1	\$40,512.00	1	\$ 3,376.00	13	SR20	C
HHSC	MAUI MEM MEDICAL CENTER	55416 PERM	B	IMAGING TECH FP	1	\$53,040.00	1	\$ 4,420.00	3	SR18	A
HHSC	MAUI MEM MEDICAL CENTER	55371 PERM	B	ADMITTING CLERK I	1	\$27,756.00	1	\$ 2,313.00	3	SR10	A
HHSC	MAUI MEM MEDICAL CENTER	55369 PERM	B	ADMITTING CLERK I	1	\$27,756.00	1	\$ 2,313.00	3	SR10	A

Note: Report excludes Casual Hires and Per Diems
West HI Region (Kohala and Kona) - Used Avg. Salary

HAWAII HEALTH SYSTEMS CORPORATION
NO. OF HIRES
(July 1, 2008 - November 30, 2009)

Page 7 of 14
Table 12
2010 Budget Briefing

Prog ID/Org	Facility	Position Perm/Temp	MOF	Position Title	BUDGETE		Actual	Actual Total		BU	PayGrade Step	
					D FTE	BUDGETED SALARY	FTE	Monthly Pay w/	Differential			
HHSC	MAUI MEM MEDICAL CENTER	55280 PERM	B	OPERATING ROOM AIDE	1	\$30,876.00	1	\$ 2,573.00		10	HE02	1
HHSC	MAUI MEM MEDICAL CENTER	55251 PERM	B	PHYSICAL THERAPIST I	0.75	\$62,400.00	0.75	\$ 5,200.00		13	SR20	C
HHSC	MAUI MEM MEDICAL CENTER	55225 PERM	B	NURSE AIDE FP	1	\$32,736.00	1	\$ 2,728.00		10	HE04	1
HHSC	MAUI MEM MEDICAL CENTER	55206 TEMP	B	REGISTERED PROF NUR	1	\$68,736.00	1	\$ 5,728.00		9	SR20	B
HHSC	MAUI MEM MEDICAL CENTER	55204 TEMP	B	REGISTERED PROF NUR	1	\$68,736.00	1	\$ 5,728.00		9	SR20	B
HHSC	MAUI MEM MEDICAL CENTER	55203 PERM	B	REGISTERED PROF NUR	1	\$57,828.00	1	\$ 4,819.00		9	SR18	B
HHSC	MAUI MEM MEDICAL CENTER	55177 PERM	B	REGISTERED PROF NUR	1	\$68,736.00	1	\$ 5,728.00		9	SR20	B
HHSC	MAUI MEM MEDICAL CENTER	55137 PERM	B	CREDIT & COLLECTION	1	\$31,212.00	1	\$ 2,601.00		3	SR13	A
HHSC	MAUI MEM MEDICAL CENTER	55089 PERM	B	PHARMACIST I	1	#####	1	\$ 8,666.00		13	SR22	C
HHSC	MAUI MEM MEDICAL CENTER	55061 PERM	B	REGISTERED PROF NUR	0.9	\$77,304.00	0.9	\$ 5,728.00		9	SR20	B
HHSC	MAUI MEM MEDICAL CENTER	55057 PERM	B	REGISTERED PROF NUR	1	\$81,216.00	1	\$ 5,728.00		9	SR20	B
HHSC	MAUI MEM MEDICAL CENTER	54923 PERM	B	BIOMED ENG TECH I	1	\$36,960.00	1	\$ 3,080.00		1	BC05	A
HHSC	MAUI MEM MEDICAL CENTER	54918 PERM	B	REGISTERED PROF NUR	1	\$77,304.00	1	\$ 5,728.00		9	SR20	B
HHSC	MAUI MEM MEDICAL CENTER	54844 PERM	B	NURSE AIDE FP	1	\$32,736.00	1	\$ 2,728.00		10	HE04	1
HHSC	MAUI MEM MEDICAL CENTER	54819 PERM	B	REGISTERED PROF NUR	0.9	\$77,304.00	0.9	\$ 5,728.00		9	SR20	B
HHSC	MAUI MEM MEDICAL CENTER	54684 PERM	B	CLERK IV	1	\$27,756.00	1	\$ 2,313.00		3	SR10	A
HHSC	MAUI MEM MEDICAL CENTER	54640 PERM	B	CLERK III	1	\$25,668.00	1	\$ 2,139.00		3	SR08	A
HHSC	MAUI MEM MEDICAL CENTER	54595 PERM	B	RESPIRATORY THERAPY	1	\$54,192.00	1	\$ 4,516.00		10	HE12	1
HHSC	MAUI MEM MEDICAL CENTER	54514 PERM	B	CLERK III	1	\$25,668.00	1	\$ 2,139.00		3	SR08	A
HHSC	MAUI MEM MEDICAL CENTER	54508 PERM	B	CLERK III	0.5	\$25,668.00	0.5	\$ 2,139.00		3	SR08	A
HHSC	MAUI MEM MEDICAL CENTER	54467 PERM	B	REGISTERED PROF NUR	1	\$77,304.00	1	\$ 5,728.00		9	SR20	B
HHSC	MAUI MEM MEDICAL CENTER	54351 PERM	B	EMERGENCY ROOM ASS	1	\$37,248.00	1	\$ 3,069.00		10	HE08	1
HHSC	MAUI MEM MEDICAL CENTER	54345 PERM	B	RESPIRATORY THERAPY	1	\$54,192.00	1	\$ 4,516.00		10	HE12	1
HHSC	MAUI MEM MEDICAL CENTER	54138 PERM	B	HEALTH UNIT CLERK I	1	\$31,212.00	1	\$ 2,139.00		3	SR08	A
HHSC	MAUI MEM MEDICAL CENTER	54122 PERM	B	HEALTH UNIT CLERK I	1	\$25,668.00	1	\$ 2,139.00		3	SR08	A
HHSC	MAUI MEM MEDICAL CENTER	54116 PERM	B	REGISTERED PROF NUR	0.9	\$68,736.00	0.9	\$ 5,728.00		9	SR20	B
HHSC	MAUI MEM MEDICAL CENTER	53957 PERM	B	PHARMACIST I	1	#####	1	\$ 8,666.00		13	SR22	C
HHSC	MAUI MEM MEDICAL CENTER	53894 PERM	B	SECRETARY II	1	\$32,424.00	1	\$ 2,702.00		63	SR14	A
HHSC	MAUI MEM MEDICAL CENTER	53859 PERM	B	NURSE AIDE FP	1	\$32,736.00	1	\$ 2,697.00		10	HE04	1
HHSC	MAUI MEM MEDICAL CENTER	53721 PERM	B	OPERATING ROOM ASST	1	\$32,736.00	1	\$ 2,728.00		10	HE04	1
HHSC	MAUI MEM MEDICAL CENTER	53717 PERM	B	TRANSPORTER	1	\$30,876.00	1	\$ 2,544.00		10	HE02	1
HHSC	MAUI MEM MEDICAL CENTER	53681 PERM	B	REGISTERED PROF NUR	1	\$85,248.00	1	\$ 6,315.00		9	SR22	B
HHSC	MAUI MEM MEDICAL CENTER	53602 PERM	B	NURSE AIDE ENTRY	0.5	\$30,876.00	0.5	\$ 2,544.00		10	HE02	1
HHSC	MAUI MEM MEDICAL CENTER	53513 PERM	B	NURSE AIDE ENTRY	1	\$32,736.00	1	\$ 2,544.00		10	HE02	1
HHSC	MAUI MEM MEDICAL CENTER	53510 PERM	B	NURSE AIDE ENTRY	1	\$30,876.00	1	\$ 2,544.00		10	HE02	1
HHSC	MAUI MEM MEDICAL CENTER	53483 PERM	B	REGISTERED PROF NUR	1	\$71,484.00	1	\$ 5,728.00		9	SR20	B
HHSC	MAUI MEM MEDICAL CENTER	52198 PERM	B	HEALTH UNIT CLERK II	1	\$27,756.00	1	\$ 2,313.00		3	SR10	A
HHSC	MAUI MEM MEDICAL CENTER	52193 PERM	B	NURSE AIDE FP	1	\$32,736.00	1	\$ 2,697.00		10	HE04	1
HHSC	MAUI MEM MEDICAL CENTER	50639 PERM	B	REGISTERED PROF NUR	1	\$57,828.00	1	\$ 4,819.00		9	SR18	B
HHSC	MAUI MEM MEDICAL CENTER	50637 PERM	B	REGISTERED PROF NUR	1	\$74,328.00	1	\$ 5,728.00		9	SR20	B
HHSC	MAUI MEM MEDICAL CENTER	50242 PERM	B	CLINICAL PSYCHOLOGIS	1	\$90,000.00	1	\$ 7,500.00		13	SR28	L
HHSC	MAUI MEM MEDICAL CENTER	47407 PERM	B	CLERK III	1	\$25,668.00	1	\$ 2,139.00		3	SR08	A

Note: Report excludes Casual Hires and Per Diems
West HI Region (Kohala and Kona) - Used Avg. Salary

HAWAII HEALTH SYSTEMS CORPORATION
NO. OF HIRES
(July 1, 2008 - November 30, 2009)

Page 8 of 14
Table 12
2010 Budget Briefing

										Actual Total Monthly Pay				
					BUDGETE		BUDGETED		Actual					
					D FTE		SALARY		FTE		Differential		BU	
Prog ID/Org	Facility	Position	Perm/Temp	MOF	Position Title								PayGrade	Step
HHSC	MAUI MEM MEDICAL CENTER	45277	PERM	B	CLERK IV	1	\$27,756.00	1	\$	2,313.00	3		SR10	A
HHSC	MAUI MEM MEDICAL CENTER	44892	PERM	B	REGISTERED PROF NUR	1	\$77,304.00	1	\$	5,728.00	9		SR20	B
HHSC	MAUI MEM MEDICAL CENTER	44890	PERM	B	REGISTERED PROF NUR	1	\$77,304.00	1	\$	5,728.00	9		SR20	B
HHSC	MAUI MEM MEDICAL CENTER	44513	PERM	B	REGISTERED PROF NUR	0.9	\$68,736.00	0.9	\$	5,728.00	9		SR20	B
HHSC	MAUI MEM MEDICAL CENTER	44509	PERM	B	NURSE AIDE FP	1	\$32,736.00	1	\$	2,697.00	10		HE04	1
HHSC	MAUI MEM MEDICAL CENTER	42275	PERM	B	RESPIRATORY THERAPY	1	\$54,192.00	1	\$	4,516.00	10		HE12	1
HHSC	MAUI MEM MEDICAL CENTER	39735	PERM	B	ADMITTING CLERK I	1	\$27,756.00	1	\$	2,313.00	3		SR10	A
HHSC	MAUI MEM MEDICAL CENTER	38746	PERM	B	CREDIT & COLLECTION	1	\$31,212.00	1	\$	2,601.00	3		SR13	A
HHSC	MAUI MEM MEDICAL CENTER	38694	PERM	B	TUMOR REGISTRAR TEC	1	\$30,036.00	1	\$	2,503.00	3		SR12	A
HHSC	MAUI MEM MEDICAL CENTER	38074	PERM	B	SECURITY OFFICER I	1	\$31,212.00	1	\$	2,601.00	3		SR13	A
HHSC	MAUI MEM MEDICAL CENTER	36206	PERM	B	NURSE AIDE FP	1	\$32,736.00	1	\$	2,697.00	10		HE04	1
HHSC	MAUI MEM MEDICAL CENTER	36199	PERM	B	REGISTERED PROF NUR	1	\$77,304.00	1	\$	5,728.00	9		SR20	B
HHSC	MAUI MEM MEDICAL CENTER	32199	PERM	B	PHARMACY TECHNICIAN	1	\$32,736.00	1	\$	2,697.00	10		HE04	1
HHSC	MAUI MEM MEDICAL CENTER	32103	PERM	B	CLERK IV	1	\$27,756.00	1	\$	2,313.00	3		SR10	A
HHSC	MAUI MEM MEDICAL CENTER	32072	PERM	B	PHARMACIST I	1	#####	1	\$	8,666.00	13		SR22	C
HHSC	MAUI MEM MEDICAL CENTER	31945	PERM	B	JANITOR II	1	\$33,228.00	1	\$	2,738.00	1		BC02	A
HHSC	MAUI MEM MEDICAL CENTER	30925	PERM	B	CENTRAL SUPPLY AIDE	1	\$23,688.00	1	\$	1,974.00	3		SR06	A
HHSC	MAUI MEM MEDICAL CENTER	30917	PERM	B	REGISTERED PROF NUR	0.9	\$77,304.00	0.9	\$	5,728.00	9		SR20	B
HHSC	MAUI MEM MEDICAL CENTER	30906	PERM	B	NURSE AIDE ENTRY	1	\$30,876.00	1	\$	2,544.00	10		HE02	1
HHSC	MAUI MEM MEDICAL CENTER	29030	PERM	B	REGISTERED PROF NUR	0.9	\$57,828.00	0.9	\$	4,819.00	9		SR18	B
HHSC	MAUI MEM MEDICAL CENTER	21637	PERM	B	HEALTH UNIT CLERK I	1	\$25,668.00	1	\$	2,139.00	3		SR08	A
HHSC	MAUI MEM MEDICAL CENTER	21472	PERM	B	HEALTH UNIT CLERK I	0.5	\$25,668.00	0.5	\$	2,139.00	3		SR08	A
HHSC	MAUI MEM MEDICAL CENTER	19874	PERM	B	NURSE AIDE ENTRY	1	\$30,876.00	1	\$	2,544.00	10		HE02	1
HHSC	MAUI MEM MEDICAL CENTER	19789	PERM	B	PHYSICAL THERAPIST V	1	\$86,916.00	1	\$	7,000.00	23		SR24	M
HHSC	MAUI MEM MEDICAL CENTER	19788	PERM	B	REGISTERED PROF NUR	1	\$68,736.00	1	\$	5,728.00	9		SR20	B
HHSC	MAUI MEM MEDICAL CENTER	19783	PERM	B	MEDICAL TRANSCRIPTIC	1	\$30,036.00	1	\$	2,503.00	3		SR12	A
HHSC	MAUI MEM MEDICAL CENTER	19733	PERM	B	NURSE AIDE FP	1	\$32,736.00	1	\$	2,728.00	10		HE04	1
HHSC	MAUI MEM MEDICAL CENTER	19731	PERM	B	NURSE AIDE ENTRY	1	\$30,876.00	1	\$	2,544.00	10		HE02	1
HHSC	MAUI MEM MEDICAL CENTER	19725	PERM	B	NURSE AIDE ENTRY	1	\$30,876.00	1	\$	2,544.00	10		HE02	1
HHSC	MAUI MEM MEDICAL CENTER	19709	PERM	B	LICENSED PRACTICAL N	1	\$38,256.00	1	\$	3,188.00	10		HE08	1
HHSC	MAUI MEM MEDICAL CENTER	19699	PERM	B	REGISTERED PROF NUR	1	\$77,304.00	1	\$	5,728.00	9		SR20	B
HHSC	MAUI MEM MEDICAL CENTER	19687	PERM	B	REGISTERED PROF NUR	1	\$57,828.00	1	\$	4,819.00	9		SR18	B
HHSC	MAUI MEM MEDICAL CENTER	19686	PERM	B	REGISTERED PROF NUR	1	\$57,828.00	1	\$	4,819.00	9		SR18	B
HHSC	HALE HO'OLA HAMAKUA	20225	PERM	B	JANITOR II	1	\$32,856.00	1	\$	2,738.00	1		BC02	A
HHSC	HALE HO'OLA HAMAKUA	20230	PERM	B	KITCHEN HELPER	1	\$32,856.00	1	\$	2,738.00	1		BC02	A
HHSC	HALE HO'OLA HAMAKUA	20232	PERM	B	BLDG MAINT WORKER II	1	\$46,500.00	1	\$	3,875.00	1		WS09	A
HHSC	HALE HO'OLA HAMAKUA	26410	PERM	B	CERTIFIED NURSE AIDE	1	\$30,876.00	1	\$	2,573.00	10		HE02	1
HHSC	HALE HO'OLA HAMAKUA	48331	PERM	B	CERTIFIED NURSE AIDE	1	\$30,528.00	1	\$	2,544.00	10		HE02	1
HHSC	HALE HO'OLA HAMAKUA	49437	PERM	B	CERTIFIED NURSE AIDE	1	\$32,364.00	1	\$	2,697.00	10		HE04	1
HHSC	HALE HO'OLA HAMAKUA	49457	PERM	B	CERTIFIED NURSE AIDE	1	\$30,876.00	1	\$	2,573.00	10		HE02	1
HHSC	HALE HO'OLA HAMAKUA	49460	PERM	B	CERTIFIED NURSE AIDE	1	\$32,364.00	1	\$	2,697.00	10		HE04	1
HHSC	HALE HO'OLA HAMAKUA	49462	PERM	B	CERTIFIED NURSE AIDE	1	\$30,528.00	1	\$	2,544.00	10		HE02	1

Note: Report excludes Casual Hires and Per Diems
West HI Region (Kohala and Kona) - Used Avg. Salary

HAWAII HEALTH SYSTEMS CORPORATION
NO. OF HIRES
(July 1, 2008 - November 30, 2009)

Page 9 of 14
Table 12
2010 Budget Briefing

Prog ID/Org	Facility	Position Perm/Temp	MOF	Position Title	BUDGETE		Actual	Actual Total		BU	PayGrade	Step
					D FTE	BUDGETED SALARY	FTE	Differential	Monthly Pay w/			
HHSC	HALE HO'OLA HAMAKUA	54764 PERM	B	COOK II	1	\$41,124.00	1	\$	3,427.00	1	BC08	A
HHSC	HALE HO'OLA HAMAKUA	56640 PERM	B	STORES CLERK II	1	\$25,668.00	1	\$	2,139.00	3	SR08	A
HHSC	HILO MEDICAL CENTER	20309 PERM	B	ADMITTING CLERK I	1	\$28,956.00	1	\$	2,413.00	3	SR10	A
HHSC	HILO MEDICAL CENTER	20311 PERM	B	ADMITTING CLERK I	1	\$28,956.00	1	\$	2,413.00	3	SR10	A
HHSC	HILO MEDICAL CENTER	20311 PERM	B	ADMITTING CLERK I	1	\$28,956.00	1	\$	2,413.00	3	SR10	A
HHSC	HILO MEDICAL CENTER	20317 PERM	B	MEDICAL TRANSCRIPTIC	1	\$30,036.00	1	\$	2,503.00	3	SR12	A
HHSC	HILO MEDICAL CENTER	20326 PERM	B	DIETITIAN II	1	\$57,744.00	1	\$	4,812.00	13	SR18	C
HHSC	HILO MEDICAL CENTER	20343 PERM	B	KITCHEN HELPER	1	\$32,856.00	1	\$	2,738.00	1	BC02	A
HHSC	HILO MEDICAL CENTER	20373 PERM	B	JANITOR II	1	\$33,228.00	1	\$	2,769.00	1	BC02	A
HHSC	HILO MEDICAL CENTER	20394 PERM	B	NURSE AIDE FP	1	\$32,736.00	1	\$	2,728.00	10	HE04	1
HHSC	HILO MEDICAL CENTER	20541 PERM	B	REGISTERED PROF NUR	0.9	\$68,736.00	0.9	\$	5,728.00	9	SR20	B
HHSC	HILO MEDICAL CENTER	20552 PERM	B	LICENSED PRACTICAL N	1	\$37,248.00	1	\$	3,104.00	10	HE08	1
HHSC	HILO MEDICAL CENTER	20556 PERM	B	LICENSED PRACTICAL N	1	\$34,440.00	1	\$	2,870.00	10	HE06	1
HHSC	HILO MEDICAL CENTER	20573 PERM	B	LICENSED PRACTICAL N	1	\$36,828.00	1	\$	3,069.00	10	HE08	1
HHSC	HILO MEDICAL CENTER	20603 PERM	B	LICENSED PRACTICAL N	1	\$34,440.00	1	\$	2,870.00	10	HE06	1
HHSC	HILO MEDICAL CENTER	20603 PERM	B	LICENSED PRACTICAL N	1	\$37,248.00	1	\$	3,104.00	10	HE08	1
HHSC	HILO MEDICAL CENTER	20641 PERM	B	LICENSED PRACTICAL N	1	\$36,828.00	1	\$	3,069.00	10	HE08	1
HHSC	HILO MEDICAL CENTER	20695 PERM	B	HEALTH INFO TECH I	1	\$31,236.00	1	\$	2,603.00	3	SR11	A
HHSC	HILO MEDICAL CENTER	25291 PERM	B	REGISTERED PROF NUR	0.9	\$57,828.00	0.9	\$	4,819.00	9	SR18	B
HHSC	HILO MEDICAL CENTER	26441 PERM	B	ADMITTING CLERK I	1	\$28,956.00	1	\$	2,413.00	3	SR10	A
HHSC	HILO MEDICAL CENTER	26442 PERM	B	REGISTERED PROF NUR	0.9	\$68,736.00	0.9	\$	5,728.00	9	SR20	B
HHSC	HILO MEDICAL CENTER	26470 PERM	B	ADMITTING CLERK I	0.5	\$28,956.00	0.5	\$	2,413.00	3	SR10	A
HHSC	HILO MEDICAL CENTER	26958 PERM	B	MEDICAL TRANSCRIPTIC	1	\$30,036.00	1	\$	2,503.00	3	SR12	A
HHSC	HILO MEDICAL CENTER	26965 PERM	B	RESPIRATORY THERAPY	1	\$48,672.00	1	\$	4,056.00	10	HE12	1
HHSC	HILO MEDICAL CENTER	30281 PERM	B	CERTIFIED NURSE AIDE	1	\$30,528.00	1	\$	2,544.00	10	HE02	1
HHSC	HILO MEDICAL CENTER	31208 PERM	B	PHARMACY TECHNICIAN	1	\$34,836.00	1	\$	2,903.00	10	HE06	1
HHSC	HILO MEDICAL CENTER	31644 PERM	B	STORES CLERK II	1	\$25,668.00	1	\$	2,139.00	3	SR08	A
HHSC	HILO MEDICAL CENTER	33109 PERM	B	RESPIRATORY THERAPY	1	\$48,672.00	1	\$	4,056.00	10	HE12	1
HHSC	HILO MEDICAL CENTER	33929 PERM	B	CERTIFIED NURSE AIDE	1	\$30,528.00	1	\$	2,544.00	10	HE02	1
HHSC	HILO MEDICAL CENTER	33931 PERM	B	CERTIFIED NURSE AIDE	1	\$30,528.00	1	\$	2,544.00	10	HE02	1
HHSC	HILO MEDICAL CENTER	38587 PERM	B	PHARMACY TECHNICIAN	1	\$32,364.00	1	\$	2,697.00	10	HE04	1
HHSC	HILO MEDICAL CENTER	38754 PERM	B	CERTIFIED NURSE AIDE	1	\$30,876.00	1	\$	2,573.00	10	HE02	1
HHSC	HILO MEDICAL CENTER	43521 PERM	B	STORES CLERK II	1	\$25,668.00	1	\$	2,139.00	3	SR08	A
HHSC	HILO MEDICAL CENTER	45287 PERM	B	JANITOR II	1	\$33,228.00	1	\$	2,769.00	1	BC02	A
HHSC	HILO MEDICAL CENTER	46208 PERM	B	JANITOR II	1	\$33,228.00	1	\$	2,769.00	1	BC02	A
HHSC	HILO MEDICAL CENTER	47404 PERM	B	ADMITTING CLERK I	1	\$28,956.00	1	\$	2,413.00	3	SR10	A
HHSC	HILO MEDICAL CENTER	47404 PERM	B	ADMITTING CLERK I	1	\$28,956.00	1	\$	2,413.00	3	SR10	A
HHSC	HILO MEDICAL CENTER	51508 PERM	B	ADMITTING CLERK I	1	\$28,956.00	1	\$	2,413.00	3	SR10	A
HHSC	HILO MEDICAL CENTER	51524 PERM	B	CERTIFIED NURSE AIDE	1	\$30,528.00	1	\$	2,544.00	10	HE02	1
HHSC	HILO MEDICAL CENTER	52208 PERM	B	KITCHEN HELPER	1	\$33,228.00	1	\$	2,769.00	1	BC02	A
HHSC	HILO MEDICAL CENTER	53482 PERM	B	LAUNDRY HELPER I	1	\$32,856.00	1	\$	2,738.00	1	BC02	A
HHSC	HILO MEDICAL CENTER	53577 PERM	B	HEALTH UNIT CLERK II	1	\$27,756.00	1	\$	2,313.00	3	SR10	A

Note: Report excludes Casual Hires and Per Diems
West HI Region (Kohala and Kona) - Used Avg. Salary

HAWAII HEALTH SYSTEMS CORPORATION
NO. OF HIRES
(July 1, 2008 - November 30, 2009)

Page 10 of 14
Table 12
2010 Budget Briefing

Prog ID/Org	Facility	Position	Perm/Temp	MOF	Position Title	BUDGETE		BUDGETED		Actual FTE	Actual Total Monthly Pay w/ Differential		BU	PayGrade Step	
						D FTE	SALARY	D FTE	SALARY						
HHSC	HILO MEDICAL CENTER	53577	PERM	B	HEALTH UNIT CLERK I	1	\$25,668.00	1	\$25,668.00	1	\$ 2,139.00		3	SR08	A
HHSC	HILO MEDICAL CENTER	54083	PERM	B	REGISTERED PROF NUR	0.9	\$68,736.00	0.9	\$68,736.00	0.9	\$ 5,728.00		9	SR20	B
HHSC	HILO MEDICAL CENTER	54179	PERM	B	LICENSED PRACTICAL N	1	\$36,828.00	1	\$36,828.00	1	\$ 3,069.00		10	HE08	1
HHSC	HILO MEDICAL CENTER	54268	PERM	B	RESPIRATORY THERAPY	1	\$48,672.00	1	\$48,672.00	1	\$ 4,056.00		10	HE12	1
HHSC	HILO MEDICAL CENTER	54296	PERM	B	NURSE AIDE ENTRY	1	\$30,876.00	1	\$30,876.00	1	\$ 2,573.00		10	HE02	1
HHSC	HILO MEDICAL CENTER	54442	PERM	B	DATA PROC SYSTEMS A	1	\$74,520.00	1	\$74,520.00	1	\$ 6,210.00		13	SR24	L
HHSC	HILO MEDICAL CENTER	54443	PERM	B	CLERK III	1	\$25,668.00	1	\$25,668.00	1	\$ 2,139.00		3	SR08	A
HHSC	HILO MEDICAL CENTER	54891	PERM	B	CLERK IV	1	\$28,836.00	1	\$28,836.00	1	\$ 2,403.00		3	SR10	B
HHSC	HILO MEDICAL CENTER	54960	PERM	B	STORES CLERK II	1	\$25,668.00	1	\$25,668.00	1	\$ 2,139.00		3	SR08	A
HHSC	HILO MEDICAL CENTER	55282	PERM	B	PATIENT FIN SVCS MGR	1	\$55,500.00	1	\$55,500.00	1	\$ 4,625.00		13	SR26	C
HHSC	HILO MEDICAL CENTER	55729	PERM	B	SPEECH PATHOLOGIST I	1	\$57,720.00	1	\$57,720.00	1	\$ 4,810.00		13	SR20	L
HHSC	HILO MEDICAL CENTER	55765	PERM	B	NURSE AIDE FP	1	\$32,736.00	1	\$32,736.00	1	\$ 2,728.00		10	HE04	1
HHSC	HILO MEDICAL CENTER	55804	PERM	B	IMAGING SPECIALIST I	1	\$55,848.00	1	\$55,848.00	1	\$ 4,654.00		3	SR20	A
HHSC	HILO MEDICAL CENTER	55978	PERM	B	ADMITTING CLERK I	1	\$28,956.00	1	\$28,956.00	1	\$ 2,413.00		3	SR10	A
HHSC	HILO MEDICAL CENTER	56209	PERM	B	ACCOUNT CLERK III	1	\$28,836.00	1	\$28,836.00	1	\$ 2,403.00		3	SR11	A
HHSC	HILO MEDICAL CENTER	56301	PERM	B	IMAGING TECH ENTRY	1	\$45,168.00	1	\$45,168.00	1	\$ 3,764.00		3	SR16	A
HHSC	HILO MEDICAL CENTER	56339	TEMP	B	HOSPITAL BILLING CLE	1	\$26,700.00	1	\$26,700.00	1	\$ 2,225.00		3	SR09	A
HHSC	HILO MEDICAL CENTER	56478	PERM	B	OUTPATIENT CLINICAL	1	\$32,364.00	1	\$32,364.00	1	\$ 2,697.00		10	HE04	1
HHSC	HILO MEDICAL CENTER	56480	PERM	B	JANITOR II	1	\$32,856.00	1	\$32,856.00	1	\$ 2,738.00		1	BC02	A
HHSC	HILO MEDICAL CENTER	56487	PERM	B	REGISTERED PROF NUR	0.9	\$68,736.00	0.9	\$68,736.00	0.9	\$ 5,728.00		9	SR20	B
HHSC	HILO MEDICAL CENTER	56510	TEMP	B	MEDICAL TRANSCRIPTIC	1	\$30,036.00	1	\$30,036.00	1	\$ 2,503.00		3	SR12	A
HHSC	HILO MEDICAL CENTER	56515	PERM	B	ADMITTING CLERK I	0.5	\$28,956.00	0.5	\$28,956.00	0.5	\$ 2,413.00		3	SR10	A
HHSC	HILO MEDICAL CENTER	56522	TEMP	B	PERSONNEL TECHNICIA	1	\$36,516.00	1	\$36,516.00	1	\$ 3,043.00		63	SR17	A
HHSC	HILO MEDICAL CENTER	56523	PERM	B	CLERK IV	1	\$27,756.00	1	\$27,756.00	1	\$ 2,313.00		3	SR10	A
HHSC	HILO MEDICAL CENTER	56524	TEMP	B	PERSONNEL CLERK IV	1	\$28,836.00	1	\$28,836.00	1	\$ 2,403.00		63	SR11	A
HHSC	HILO MEDICAL CENTER	56636	PERM	B	CLERK IV	1	\$27,756.00	1	\$27,756.00	1	\$ 2,313.00		3	SR10	A
HHSC	HILO MEDICAL CENTER	109183	EXEMPT	B	STAFF PHYSICIAN	1	#####	1	#####	1	\$ 16,666.66		93	YS001	
HHSC	HILO MEDICAL CENTER	109288	EXEMPT	B	STAFF SURGEON	1	#####	1	#####	1	\$ 18,750.00		93	YS001	
HHSC	HILO MEDICAL CENTER	109335	EXEMPT	B	REGIONAL CEO	1	#####	1	#####	1	\$ 20,000.00		0	MTB	
HHSC	KAU HOSPITAL	108929	EXEMPT	B	STAFF PHYSICIAN	1	#####	1	#####	1	\$ 11,500.00		93	YS001	
HHSC	KAU HOSPITAL	56645	PERM	B	REGISTERED PROF NUR	1	\$68,736.00	1	\$68,736.00	1	\$ 5,728.00		9	SR20	B
HHSC	KAU HOSPITAL	56507	PERM	B	CLERK TYPIST III	1	\$27,756.00	1	\$27,756.00	1	\$ 2,313.00		3	SR10	A
HHSC	KAU HOSPITAL	22992	PERM	B	LICENSED PRACTICAL N	1	\$36,828.00	1	\$36,828.00	1	\$ 3,069.00		10	HE08	1
HHSC	HALE HO'OLA HAMAKUA	20214	PERM	B	LICENSED PRACTICAL N	1	#####	1	#####	1	\$ 3,104.00		10	HE08	1
HHSC	HAWAII HEALTH SYSTEMS CORP	55756	PERM	B	CONTRACTS MANAGER	1	#####	1	#####	1	\$ 5,202.00		13	SR24	H
HHSC	HAWAII HEALTH SYSTEMS CORP	55534	PERM	B	CONTRACTS MANAGER	1	#####	1	#####	1	\$ 6,582.00		13	SR26	L
HHSC	HAWAII HEALTH SYSTEMS CORP	55988	PERM	B	PRIVATE SECRETARY II	1	#####	1	#####	1	\$ 3,848.00		63	SR22	B
HHSC	HILO MEDICAL CENTER	53716	PERM	B	ACTIVITIES COORDINAT	1	#####	1	#####	1	\$ 3,347.00		10	HE10	1
HHSC	HILO MEDICAL CENTER	56652	PERM	B	ADMITTING CLERK I	0.5	#####	0.5	#####	0.5	\$ 2,413.00		3	SR10	A
HHSC	HILO MEDICAL CENTER	20311	PERM	B	ADMITTING CLERK I	1	#####	1	#####	1	\$ 2,413.00		3	SR10	A
HHSC	HILO MEDICAL CENTER	22730	PERM	B	CERTIFIED NURSE AIDE	1	#####	1	#####	1	\$ 2,573.00		10	HE02	1
HHSC	HILO MEDICAL CENTER	56034	PERM	B	HEALTH INFO TECH I	1	#####	1	#####	1	\$ 3,364.00		3	SR11	H

Note: Report excludes Casual Hires and Per Diems
West HI Region (Kohala and Kona) - Used Avg. Salary

HAWAII HEALTH SYSTEMS CORPORATION
NO. OF HIRES
(July 1, 2008 - November 30, 2009)

Page 11 of 14
Table 12
2010 Budget Briefing

Prog ID/Org	Facility	Position	Perm/Temp	MOF	Position Title	BUDGETE		Actual	Actual Total		BU	PayGrade	Step
						D FTE	BUDGETED SALARY	FTE	Differential	w/			
HHSC	HILO MEDICAL CENTER	55810	PERM	B	IMAGING SPECIALIST I	1	#####	1	\$ 5,958.00		3	SR22	A
HHSC	HILO MEDICAL CENTER	56738	PERM	B	IMAGING SPECIALIST I	1	#####	1	\$ 4,905.00		3	SR22	A
HHSC	HILO MEDICAL CENTER	20641	PERM	B	LICENSED PRACTICAL N	1	#####	1	\$ 2,903.00		10	HE06	1
HHSC	HILO MEDICAL CENTER	56649	PERM	B	LICENSED PRACTICAL N	0.5	#####	0.5	\$ 2,903.00		10	HE06	1
HHSC	HILO MEDICAL CENTER	20588	PERM	B	LICENSED PRACTICAL N	1	#####	1	\$ 2,903.00		10	HE06	1
HHSC	HILO MEDICAL CENTER	20573	PERM	B	LICENSED PRACTICAL N	1	#####	1	\$ 2,903.00		10	HE06	1
HHSC	HILO MEDICAL CENTER	56493	TEMP	B	PHARMACY TECHNICIAN	1	#####	1	\$ 2,728.00		10	HE04	1
HHSC	HILO MEDICAL CENTER	53442	PERM	B	PHYSICAL THERAPIST I	1	#####	1	\$ 5,200.00		13	SR20	C
HHSC	HILO MEDICAL CENTER	25171	PERM	B	REGISTERED PROF NUR	0.6	#####	0.6	\$ 4,819.00		9	SR18	B
HHSC	HILO MEDICAL CENTER	109309	PERM	B	STAFF PHYSICIAN	1	#####	1	\$ 13,166.66		93	YS001	
HHSC	KAU HOSPITAL	55478	PERM	B	REGISTERED PROF NUR	1	#####	1	\$ 5,728.00		9	SR20	B
HHSC	KAUAI VETERANS MEMORIAL HO	54689	PERM	B	OUTPATIENT CLINICAL	1	\$37,248.00	1	\$ 2,903.00		10	HE06	1
HHSC	KAUAI VETERANS MEMORIAL HO	109329	PERM	B	STAFF PHYSICIAN	1	#####	1	\$ 25,200.00		93	YS001	
HHSC	KAUAI VETERANS MEMORIAL HO	56671	TEMP	B	REGISTERED PROF NUR	1	\$77,304.00	1	\$ 5,728.00		9	SR20	B
HHSC	KAUAI VETERANS MEMORIAL HO	30858	PERM	B	REGISTERED PROF NUR	1	\$77,304.00	1	\$ 5,728.00		9	SR20	B
HHSC	KAUAI VETERANS MEMORIAL HO	109352	PERM	B	STAFF PHYSICIAN	1	#####	1	\$ 13,833.33		93	YS001	
HHSC	KAUAI VETERANS MEMORIAL HO	109353	PERM	B	STAFF PHYSICIAN	1	#####	1	\$ 21,666.66		93	YS001	
HHSC	KAUAI VETERANS MEMORIAL HO	56665	PERM	B	LICENSED PRACTICAL N	1	\$37,836.00	1	\$ 2,903.00		10	HE06	1
HHSC	KAUAI VETERANS MEMORIAL HO	28580	PERM	B	REGISTERED PROF NUR	1	\$83,244.00	1	\$ 5,728.00		9	SR20	B
HHSC	KAUAI VETERANS MEMORIAL HO	56666	PERM	B	OUTPATIENT CLINICAL	1	\$34,836.00	1	\$ 2,903.00		10	HE06	1
HHSC	KONA COMMUNITY HOSPITAL	35030	PERM	B	IMAGING TECH FP	1	\$52,500.00	1	\$ 4,073.00		3	SR18	A
HHSC	KONA COMMUNITY HOSPITAL	56598	PERM	B	REGISTERED PROF NUR	1	\$57,828.00	1	\$ 4,819.00		9	SR18	B
HHSC	KONA COMMUNITY HOSPITAL	34202	PERM	B	REGISTERED PROF NUR	1	\$73,248.00	1	\$ 6,315.00		9	SR22	B
HHSC	KONA COMMUNITY HOSPITAL	56597	PERM	B	REGISTERED PROF NUR	1	\$57,828.00	1	\$ 4,819.00		9	SR18	B
HHSC	KONA COMMUNITY HOSPITAL	49210	PERM	B	REGISTERED PROF NUR	0.9	\$73,248.00	0.9	\$ 5,728.00		9	SR20	B
HHSC	KONA COMMUNITY HOSPITAL	48426	PERM	B	REGISTERED PROF NUR	1	\$57,828.00	1	\$ 4,819.00		9	SR18	B
HHSC	KONA COMMUNITY HOSPITAL	55030	PERM	B	PRIVATE SECRETARY I	1	\$51,936.00	1	\$ 4,328.00		63	SR20	G
HHSC	KONA COMMUNITY HOSPITAL	20276	PERM	B	DIETITIAN III	1	\$42,372.00	1	\$ 4,446.00		13	SR20	I
HHSC	KONA COMMUNITY HOSPITAL	55398	PERM	B	REGISTERED PROF NUR	1	\$57,828.00	1	\$ 4,819.00		9	SR18	B
HHSC	KONA COMMUNITY HOSPITAL	33941	PERM	B	REGISTERED PROF NUR	0.9	\$73,248.00	0.9	\$ 6,768.00		9	SR20	L2
HHSC	KONA COMMUNITY HOSPITAL	30995	PERM	B	REGISTERED PROF NUR	1	\$73,248.00	1	\$ 5,728.00		9	SR20	B
HHSC	KONA COMMUNITY HOSPITAL	56277	PERM	B	IMAGING TECH FP	1	\$52,500.00	1	\$ 4,073.00		3	SR18	A
HHSC	KONA COMMUNITY HOSPITAL	56688	PERM	B	COMMUNITY REL & PRO	1	\$67,488.00	0.8	\$ 5,624.00		13	SR26	H
HHSC	KONA COMMUNITY HOSPITAL	53528	PERM	B	SURGICAL TECHNICIAN	1	\$39,252.00	1	\$ 3,104.00		10	HE08	1
HHSC	KONA COMMUNITY HOSPITAL	34006	PERM	B	REGISTERED PROF NUR	1	\$73,248.00	1	\$ 5,728.00		9	SR20	B
HHSC	KONA COMMUNITY HOSPITAL	56687	PERM	B	REGISTERED PROF NUR	0.5	\$73,248.00	0.5	\$ 6,315.00		9	SR22	B
HHSC	KULA HOSPITAL	47771	PERM	B	REGISTERED PROF NUR	1	\$68,736.00	1	\$ 5,728.00		9	SR20	B
							82.00 per						
HHSC	KULA HOSPITAL	109357	TEMP	B	STAFF PHYSICIAN	0.3	hour	0.3	\$ 82.00		73	YH001	
HHSC	KULA HOSPITAL	109221	PERM	B	HOSPITAL ADMINISTRAT	1	#####	1	\$ 9,583.33		0	MTI	
							120.00 per						
HHSC	KULA HOSPITAL	109356	TEMP	B	MEDICAL DIRECTOR	0.48	hour	0.48	\$ 120.00		93	YH001	

62

Note: Report excludes Casual Hires and Per Diems
West HI Region (Kohala and Kona) - Used Avg. Salary

HAWAII HEALTH SYSTEMS CORPORATION
NO. OF HIRES
(July 1, 2008 - November 30, 2009)

Page 12 of 14
Table 12
2010 Budget Briefing

Prog ID/Org	Facility	Position	Perm/Temp	MOF	Position Title	BUDGETED D FTE	BUDGETED SALARY	Actual FTE	Actual Total Monthly Pay w/ Differential	BU	PayGrade	Step
HHSC	LANAI COMMUNITY HOSP	55707	PERM	B	CERTIFIED NURSE AIDE	1	\$32,736.00	1	\$ 2,728.00	10	HE04	1
HHSC	LEAHI HOSPITAL	56470	PERM	B	ADULT DAY HLTH AIDE	1	\$34,836.00	1	\$ 2,903.00	10	HE06	1
HHSC	LEAHI HOSPITAL	56468	PERM	B	SECRETARY III	1	\$32,436.00	1	\$ 4,004.00	63	SR16	I
HHSC	LEAHI HOSPITAL	18198	PERM	B	REGISTERED PROF NUR	1	\$79,236.00	1	\$ 5,728.00	9	SR20	B
HHSC	MALUHIA	56471	PERM	B	DIETITIAN III	1	\$42,132.00	1	\$ 3,511.00	13	SR20	C
HHSC	MAUI MEM MEDICAL CENTER	54880	PERM	B	REGISTERED PROF NUR	1	\$68,736.00	1	\$ 5,728.00	9	SR20	B
HHSC	MAUI MEM MEDICAL CENTER	53573	PERM	B	REGISTERED PROF NUR	1	\$68,736.00	1	\$ 5,728.00	9	SR20	B
HHSC	MAUI MEM MEDICAL CENTER	56724	TEMP	B	TRANSPORTER	1	\$30,876.00	1	\$ 2,573.00	10	HE02	1
HHSC	MAUI MEM MEDICAL CENTER	19731	PERM	B	NURSE AIDE ENTRY	1	\$30,876.00	1	\$ 2,573.00	10	HE02	1
HHSC	MAUI MEM MEDICAL CENTER	56613	PERM	B	REGISTERED PROF NUR	1	\$68,736.00	1	\$ 5,728.00	9	SR20	B
HHSC	MAUI MEM MEDICAL CENTER	55204	TEMP	B	REGISTERED PROF NUR	1	\$68,736.00	1	\$ 5,728.00	9	SR20	B
HHSC	MAUI MEM MEDICAL CENTER	56712	PERM	B	REGISTERED PROF NUR	0.9	\$61,862.00	0.9	\$ 5,728.00	9	SR20	B
HHSC	MAUI MEM MEDICAL CENTER	36202	PERM	B	GRADUATE NURSE II	0.9	\$47,747.00	0.9	\$ 4,421.00	79	SR17	B
HHSC	MAUI MEM MEDICAL CENTER	56363	TEMP	B	GRADUATE NURSE II	0.9	\$47,747.00	0.9	\$ 4,421.00	79	SR17	B
HHSC	MAUI MEM MEDICAL CENTER	56368	TEMP	B	GRADUATE NURSE II	0.9	\$47,747.00	0.9	\$ 4,421.00	79	SR17	B
HHSC	MAUI MEM MEDICAL CENTER	29023	PERM	B	GRADUATE NURSE II	0.9	\$47,747.00	0.9	\$ 4,421.00	79	SR17	B
HHSC	MAUI MEM MEDICAL CENTER	56633	PERM	B	REGISTERED PROF NUR	0.9	\$52,045.00	0.9	\$ 4,819.00	9	SR18	B
HHSC	MAUI MEM MEDICAL CENTER	55208	TEMP	B	GRADUATE NURSE II	1	\$53,052.00	1	\$ 4,421.00	79	SR17	B
HHSC	MAUI MEM MEDICAL CENTER	56365	TEMP	B	GRADUATE NURSE II	0.9	\$47,747.00	0.9	\$ 4,421.00	79	SR17	B
HHSC	MAUI MEM MEDICAL CENTER	56249	PERM	B	REGISTERED PROF NUR	0.9	\$57,828.00	0.9	\$ 4,819.00	9	SR18	B
HHSC	MAUI MEM MEDICAL CENTER	56632	PERM	B	GRADUATE NURSE II	0.9	\$47,747.00	0.9	\$ 4,421.00	79	SR17	B
HHSC	MAUI MEM MEDICAL CENTER	56634	PERM	B	GRADUATE NURSE II	0.9	\$47,747.00	0.9	\$ 4,421.00	79	SR17	B
HHSC	MAUI MEM MEDICAL CENTER	56362	TEMP	B	GRADUATE NURSE II	0.9	\$47,747.00	0.9	\$ 4,421.00	79	SR17	B
HHSC	MAUI MEM MEDICAL CENTER	53510	PERM	B	NURSE AIDE ENTRY	1	\$30,876.00	1	\$ 2,573.00	10	HE02	1
HHSC	MAUI MEM MEDICAL CENTER	55907	PERM	B	ASSISTANT TO THE DIR	1	\$34,164.00	1	\$ 2,847.00	1	BC03	A
HHSC	MAUI MEM MEDICAL CENTER	44880	PERM	B	REGISTERED PROF NUR	1	\$57,828.00	1	\$ 4,819.00	9	SR18	B
HHSC	MAUI MEM MEDICAL CENTER	56388	PERM	B	REGISTERED PROF NUR	0.9	\$61,862.00	0.9	\$ 5,728.00	9	SR20	B
HHSC	MAUI MEM MEDICAL CENTER	53974	PERM	B	RECREATIONAL THERAF	0.6	\$25,279.00	0.6	\$ 3,511.00	13	SR20	C
HHSC	MAUI MEM MEDICAL CENTER	56629	PERM	B	REGISTERED PROF NUR	1	\$68,736.00	1	\$ 5,728.00	9	SR20	B
HHSC	MAUI MEM MEDICAL CENTER	54453	PERM	B	IMAGING SPECIALIST I	1	\$44,412.00	1	\$ 5,115.00	3	SR22	A
HHSC	MAUI MEM MEDICAL CENTER	56529	TEMP	B	EMERGENCY ROOM ASE	0.5	\$17,418.00	0.5	\$ 2,903.00	10	HE06	1
HHSC	MAUI MEM MEDICAL CENTER	56364	TEMP	B	GRADUATE NURSE II	0.9	\$47,747.00	0.9	\$ 4,421.00	79	SR17	B
HHSC	MAUI MEM MEDICAL CENTER	35730	PERM	B	REGISTERED PROF NUR	1	\$68,736.00	1	\$ 5,728.00	9	SR20	B
HHSC	MAUI MEM MEDICAL CENTER	56384	PERM	B	TRANSPORTER	1	\$30,876.00	1	\$ 2,573.00	10	HE02	1
HHSC	MAUI MEM MEDICAL CENTER	22271	PERM	B	COOK II	1	\$41,592.00	1	\$ 3,466.00	1	BC08	A
HHSC	MAUI MEM MEDICAL CENTER	53611	PERM	B	MEDICAL TRANSCRIPTIC	1	\$30,036.00	1	\$ 2,503.00	3	SR12	A
HHSC	MAUI MEM MEDICAL CENTER	19750	PERM	B	LICENSED PRACTICAL N	1	\$34,836.00	1	\$ 2,951.00	10	HE06	1
HHSC	SAMUEL MAHELONA MEM HOSP	20790	PERM	B	KITCHEN HELPER	1	\$33,228.00	1	\$ 2,769.00	1	BC02	A
HHSC	SAMUEL MAHELONA MEM HOSP	56563	PERM	B	REGISTERED PROF NUR	1	\$68,736.00	1	\$ 5,728.00	9	SR20	B
HHSC	SAMUEL MAHELONA MEM HOSP	56566	PERM	B	REGISTERED PROF NUR	1	\$68,736.00	1	\$ 5,728.00	9	SR20	B
HHSC	SAMUEL MAHELONA MEM HOSP	20799	PERM	B	KITCHEN HELPER	1	\$33,228.00	1	\$ 2,769.00	1	BC02	A
HHSC	SAMUEL MAHELONA MEM HOSP	56564	PERM	B	REGISTERED PROF NUR	1	\$68,736.00	1	\$ 5,728.00	9	SR20	B

Note: Report excludes Casual Hires and Per Diems
West HI Region (Kohala and Kona) - Used Avg. Salary

HAWAII HEALTH SYSTEMS CORPORATION
NO. OF HIRES
(July 1, 2008 - November 30, 2009)

Page 13 of 14
Table 12
2010 Budget Briefing

Prog ID/Org	Facility	Position	Perm/Temp	MOF	Position Title	BUDGETE		Actual	Actual Total		BU	PayGrade	Step
						D FTE	BUDGETED SALARY	FTE	Differential	w/			
HHSC	SAMUEL MAHELONA MEM HOSP	56562	PERM	B	REGISTERED PROF NUR	1	\$68,736.00	1	\$	5,728.00	9	SR20	B
HHSC	SAMUEL MAHELONA MEM HOSP	56568	PERM	B	REGISTERED PROF NUR	1	\$77,304.00	1	\$	6,442.00	9	SR20	E
HHSC	SAMUEL MAHELONA MEM HOSP	20814	PERM	B	BLDG MAINT WORKER I	1	\$44,544.00	1	\$	3,712.00	1	BC09	A
HHSC	SAMUEL MAHELONA MEM HOSP	56140	PERM	B	RECREATIONAL AIDE FP	1	\$34,836.00	1	\$	2,903.00	10	HE06	1
HHSC	MAUI MEM MEDICAL CENTER	109355	TEMP	B	MEDICAL DIRECTOR	0.3	\$ 90.00	0.3	\$	90.00	93	MTD	
HHSC	MAUI MEM MEDICAL CENTER	109186	PERM	B	STAFF PHYSICIAN	0.75	#####	0.75	\$	15,555.50	73	YS001	
HHSC	MAUI MEM MEDICAL CENTER	56545	PERM	B	REGISTERED PROF NUR	1	\$68,736.00	1	\$	5,442.00	9	SR20	B
HHSC	MAUI MEM MEDICAL CENTER	56541	PERM	B	PHYSICIAN ASST	1	#####	1	\$	8,334.00	13	SR28	M
HHSC	MAUI MEM MEDICAL CENTER	55882	PERM	B	REGISTERED PROF NUR	0.5	\$68,736.00	0.5	\$	5,442.00	9	SR20	B
HHSC	MAUI MEM MEDICAL CENTER	55778	PERM	B	IMAGING SPECIALIST I	1	\$71,496.00	1	\$	5,958.00	3	SR22	A
HHSC	MAUI MEM MEDICAL CENTER	55372	PERM	B	ADMITTING CLERK I	1	\$27,756.00	1	\$	2,197.00	3	SR10	A
HHSC	MAUI MEM MEDICAL CENTER	36209	PERM	B	LICENSED PRACTICAL N	1	\$38,256.00	1	\$	3,188.00	10	HE08	1
HHSC	MAUI MEM MEDICAL CENTER	54595	PERM	B	RESPIRATORY THERAPY	1	\$54,192.00	1	\$	4,516.00	10	HE12	1
HHSC	MAUI MEM MEDICAL CENTER	54350	PERM	B	REGISTERED PROF NUR	1	\$68,736.00	1	\$	5,442.00	9	SR20	B
HHSC	MAUI MEM MEDICAL CENTER	54449	PERM	B	IMAGING SPECIALIST I	1	\$63,720.00	1	\$	5,310.00	3	SR22	A
HHSC	LEAHI HOSPITAL	30203	TEMP	B	CERTIFIED NURSE AIDE	1	\$32,736.00	1	\$	15.74	70	HE04	1
HHSC	KONA COMMUNITY HOSPITAL	108591	PERM	B	ASST HOSPITAL ADMR	1	#####	1	\$	14,250.00	0	MTJ	
HHSC	KONA COMMUNITY HOSPITAL	56696	TEMP	B	REGISTERED PROF NUR	0.9	\$73,200.00	0.9	\$	31.40	79	SR20	B
HHSC	KONA COMMUNITY HOSPITAL	56689	PERM	B	HEALTH UNIT CLERK II	1	\$32,000.00	1	\$	12.68	63	SR10	A
HHSC	KONA COMMUNITY HOSPITAL	56285	TEMP	B	CONSTR & MAINT WORK	1	\$47,300.00	1	\$	21.42	61	BC09	A
HHSC	KONA COMMUNITY HOSPITAL	55687	PERM	B	PATIENT FIN SVCS MGR	1	\$64,920.00	1	\$	6,953.83	23	SR26	M
HHSC	KONA COMMUNITY HOSPITAL	25682	PERM	B	REGISTERED PROF NUR	1	\$73,200.00	1	\$	6,590.00	9	SR20	L3
HHSC	KOHALA HOSPITAL	20190	PERM	B	IMAGING TECH FP	1	\$48,800.00	1	\$	4,073.00	3	SR18	A
HHSC	KAUAI VETERANS MEMORIAL HO	109360	PERM	B	STAFF PHYSICIAN	0.5	#####	0.3	\$	136.18	93	YS001	
HHSC	KAUAI VETERANS MEMORIAL HO	56672	TEMP	B	SURGICAL TECHNICIAN	0.3	\$34,836.00	0.3	\$	21.69	70	HE08	Z2
HHSC	KAUAI VETERANS MEMORIAL HO	56572	TEMP	B	DATA PROCG USER SUP	1	\$33,756.00	1	\$	2,672.00	3	SR15	A
HHSC	KAUAI VETERANS MEMORIAL HO	30859	PERM	B	ACCOUNT CLERK III	1	\$41,177.00	1	\$	2,672.00	3	SR11	E
HHSC	HILO MEDICAL CENTER	56658	PERM	B	REGISTERED PROF NUR	1	\$77,313.60	1	\$	5,442.00	9	SR20	B
HHSC	HILO MEDICAL CENTER	20310	PERM	B	ADMITTING CLERK I	1	\$28,956.00	1	\$	2,297.00	3	SR10	A
HHSC	HILO MEDICAL CENTER	20339	PERM	B	KITCHEN HELPER	1	\$32,856.00	1	\$	15.98	61	BC02	A
HHSC	HILO MEDICAL CENTER	20433	PERM	B	OCCUPATIONAL THERAF	1	\$61,776.00	1	\$	4,942.00	13	SR20	G
HHSC	HILO MEDICAL CENTER	20515	PERM	B	REGISTERED PROF NUR	1	\$57,828.00	1	\$	4,578.00	9	SR18	B
HHSC	HILO MEDICAL CENTER	22736	PERM	B	CERTIFIED NURSE AIDE	1	\$38,604.00	1	\$	3,217.00	10	HE04	Z2
HHSC	HILO MEDICAL CENTER	54177	PERM	B	NURSE PRACTITIONER I	1	\$92,220.00	1	\$	7,300.00	29	SR26	C
HHSC	HILO MEDICAL CENTER	34692	PERM	B	JANITOR II	1	\$32,856.00	1	\$	2,769.00	1	BC02	A
HHSC	HALE HO'OLA HAMAKUA	102125	PERM	B	HOSPITAL ADMINISTRAT	1	\$99,000.00	1	\$	8,906.25	0	MTJ	
HHSC	HALE HO'OLA HAMAKUA	56741	TEMP	B	REGISTERED PROF NUR	0.3	\$20,620.80	0.3	\$	31.40	79	SR20	B
HHSC	HAWAII HEALTH SYSTEMS CORP	103493	PERM	B	VP/DIR OF HUMAN RESC	1	#####	1	\$	10,000.00	0	MTF	
HHSC	KAUAI VETERANS MEMORIAL HO	56661	PERM	B	ACCOUNT CLERK III	1	\$27,755.00	1	\$	2,283.00	3	SR11	A
HHSC	KAUAI VETERANS MEMORIAL HO	56673	PERM	B	IMAGING SPECIALIST I	1	\$68,649.00	1	\$	3,516.00	3	SR22	A
HHSC	KAUAI VETERANS MEMORIAL HO	56559	PERM	B	PERSONNEL MGMT SPE	1	\$60,084.00	1	\$	4,942.00	73	SR24	H
HHSC	KAUAI VETERANS MEMORIAL HO	56571	PERM	B	KITCHEN HELPER	1	\$33,228.00	1	\$	2,769.00	1	BC02	A

Note: Report excludes Casual Hires and Per Diems
West HI Region (Kohala and Kona) - Used Avg. Salary

HAWAII HEALTH SYSTEMS CORPORATION
NO. OF HIRES
(July 1, 2008 - November 30, 2009)

Page 14 of 14
Table 12
2010 Budget Briefing

Prog ID/Org	Facility	Position	Perm/Temp	MOF	Position Title	BUDGETE		Actual	Actual Total		BU	PayGrade	Step
						D FTE	BUDGETED SALARY		FTE	Differential			
HHSC	KULA HOSPITAL	20088	PERM	B	PURCHASING TECHNICI/	1	\$31,212.00	1	\$	2,471.00	3	SR13	A
HHSC	MAUI MEM MEDICAL CENTER	41240	PERM	B	HEALTH UNIT CLERK I	1	\$25,668.00	1	\$	2,032.00	3	SR08	A
HHSC	MAUI MEM MEDICAL CENTER	56722	PERM	B	REGISTERED PROF NUR	0.9	\$68,736.00	0.9	\$	5,442.00	9	SR20	B
HHSC	MAUI MEM MEDICAL CENTER	25398	PERM	B	REGISTERED PROF NUR	1	\$68,736.00	1	\$	5,442.00	9	SR20	B
HHSC	MAUI MEM MEDICAL CENTER	56720	PERM	B	REGISTERED PROF NUR	0.9	\$68,736.00	0.9	\$	5,442.00	9	SR20	B
HHSC	MAUI MEM MEDICAL CENTER	55625	PERM	B	REGISTERED PROF NUR	0.9	\$68,736.00	0.9	\$	5,442.00	9	SR20	B
HHSC	MAUI MEM MEDICAL CENTER	41526	PERM	B	REGISTERED PROF NUR	1	\$68,736.00	1	\$	5,442.00	9	SR20	B
HHSC	MAUI MEM MEDICAL CENTER	53859	PERM	B	NURSE AIDE FP	1	\$32,736.00	1	\$	2,728.00	10	HE04	1
HHSC	MAUI MEM MEDICAL CENTER	54840	PERM	B	REGISTERED PROF NUR	0.9	\$68,736.00	0.9	\$	5,442.00	9	SR20	B
HHSC	MAUI MEM MEDICAL CENTER	53857	PERM	B	NURSE AIDE ENTRY	1	\$30,876.00	1	\$	2,573.00	10	HE02	1
HHSC	MAUI MEM MEDICAL CENTER	55568	PERM	B	REGISTERED PROF NUR	1	\$79,236.00	1	\$	6,273.00	9	SR20	L1
HHSC	MAUI MEM MEDICAL CENTER	54023	PERM	B	CREDIT & COLLECTION	1	\$41,040.00	1	\$	3,249.00	3	SR13	H
HHSC	MAUI MEM MEDICAL CENTER	44890	PERM	B	REGISTERED PROF NUR	1	\$68,736.00	1	\$	5,442.00	9	SR20	B
HHSC	MAUI MEM MEDICAL CENTER	55387	PERM	B	MEDICAL TRANSCRIPTIC	1	\$ 14.44	1	\$	13.72	63	SR12	A
HHSC	HALE HO'OLA HAMAKUA	50269	PERM	B	SECRETARY II	0.75	\$33,309.00	1	\$	2,776.00	3	SR14	C
HHSC	HILO MEDICAL CENTER	20638	PERM	B	LICENSED PRACTICAL N	1	\$32,364.00	1	\$	2,903.00	10	HE06	1
HHSC	HILO MEDICAL CENTER	47665	PERM	B	IMAGING TECH ENTRY	1	\$55,740.00	1	\$	3,764.00	3	SR16	A
HHSC	HILO MEDICAL CENTER	20630	PERM	B	CERTIFIED NURSE AIDE	1	\$34,440.00	1	\$	2,728.00	10	HE04	1
HHSC	KONA COMMUNITY HOSPITAL	39856	PERM	B	CLERK III	1	\$27,512.00	1	\$	2,032.00	3	SR08	A

Note: Report excludes Casual Hires and Per Diems
West HI Region (Kohala and Kona) - Used Avg. Salary

Hawaii Health Systems Corporation
Reduction in Force (RIF) Actions

Table 13

<u>RIF Code</u>	<u>Prog ID/Org</u>	<u>RIF Action</u>	<u>Position ##</u>	<u>Position Title</u>	<u>MOF</u>	<u>FTE</u>	<u>Current Comp Rate</u>	<u>Position Salary Decrease</u>	<u>Position Salary Increase</u>	<u>Comp Freq (Mo/Hr)</u>	<u>SR Level</u>	<u>BU</u>	<u>Perm/ Temp</u>	<u>Placement Action</u>	<u>Reason</u>
		NONE													

Hawaii Health Systems Corporation
Expenditures Exceeding Federal Fund Ceiling

Table 14

<u>Prog ID</u>	<u>Appropriation Ceiling</u>	<u>Ceiling Increase</u>	<u>Date of Increase</u>	<u>Reason for Exceeding Ceiling</u>	<u>Recurring (Y/N)</u>	<u>GF Impact (Y/N)</u>	<u>ARRA?</u>
	NONE						

Hawaii Health Systems Corporation
Intradepartmental Transfers

Table 15

<u>From Prog ID</u>	<u>To Prog ID</u>	<u>Amount Transferred</u>	<u>Date of Transfer</u>	<u>Reason for Transfer</u>	<u>Recurring (Y/N)</u>
		NONE			

Hawaii Health Systems Corporation
CIP Summary

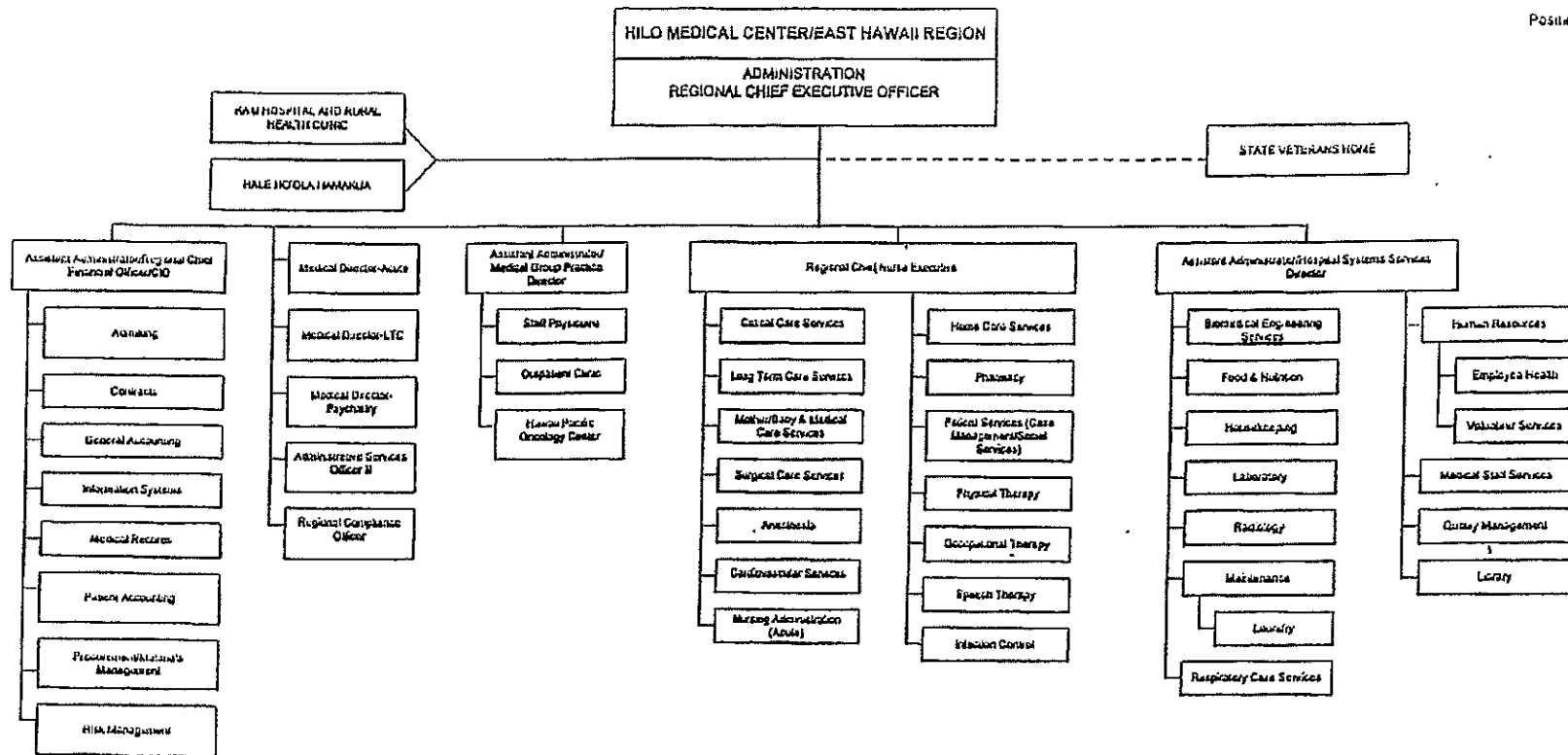
Table 16

<u>Priority</u>	<u>Project Title</u>	<u>\$\$\$\$</u>	<u>MOF</u>
	NONE		

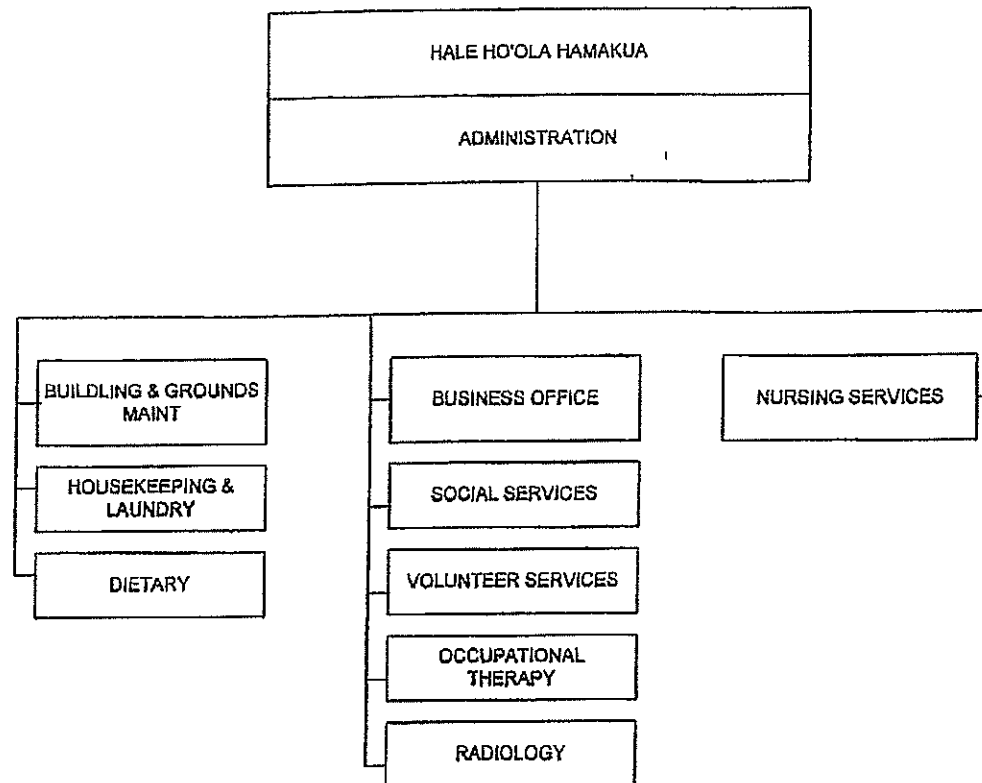
Organization Charts

HHSC Organization charts:

- East Hawaii region – Hilo Medical Center, Hale Hoola Hamakua, Kau Hospital
- Kauai Region – Kauai Veterans Memorial Hospital (West Kauai Medical Center), Samuel Mahelona Memorial Hospital
- Maui region – Maui Memorial Medical Center, Kula Hospital, Lanai Community Hospital
- Oahu Region – Leahi Hospital, Maluhia; Kahuku Medical Center
- West Hawaii Region – Kona Community Hospital, Kohala Hospital
- Corporate Office

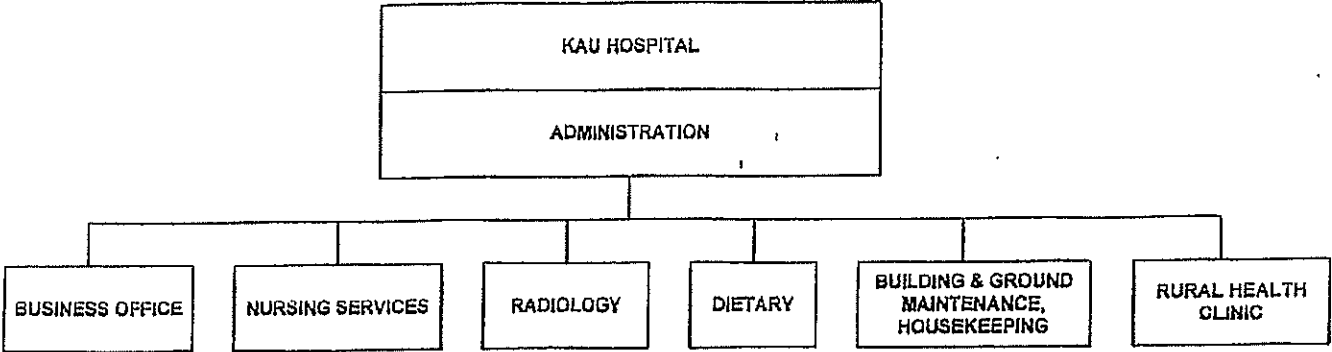


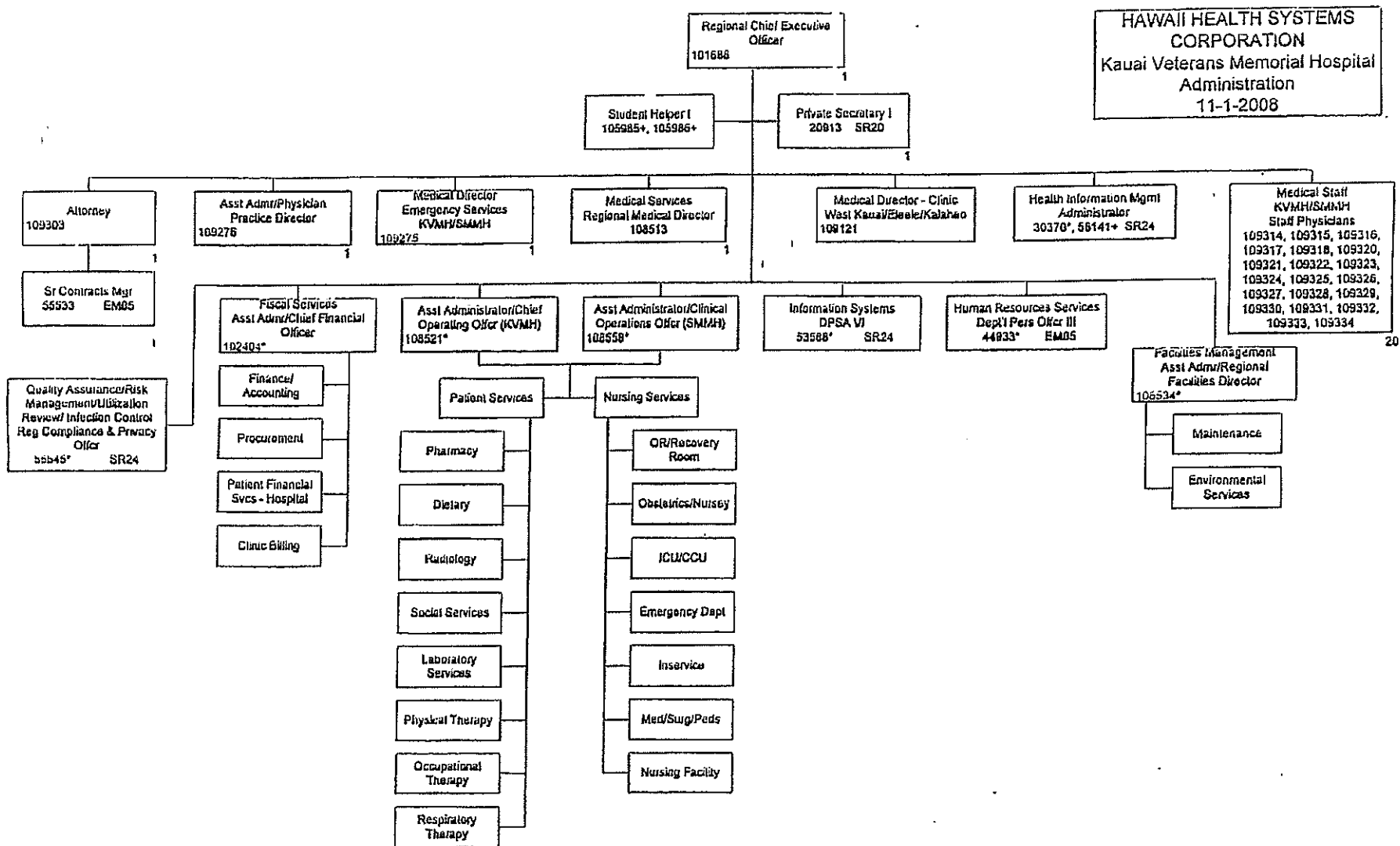
Updated: 10/07; 2/08; 8/08; 12/08;
10/09

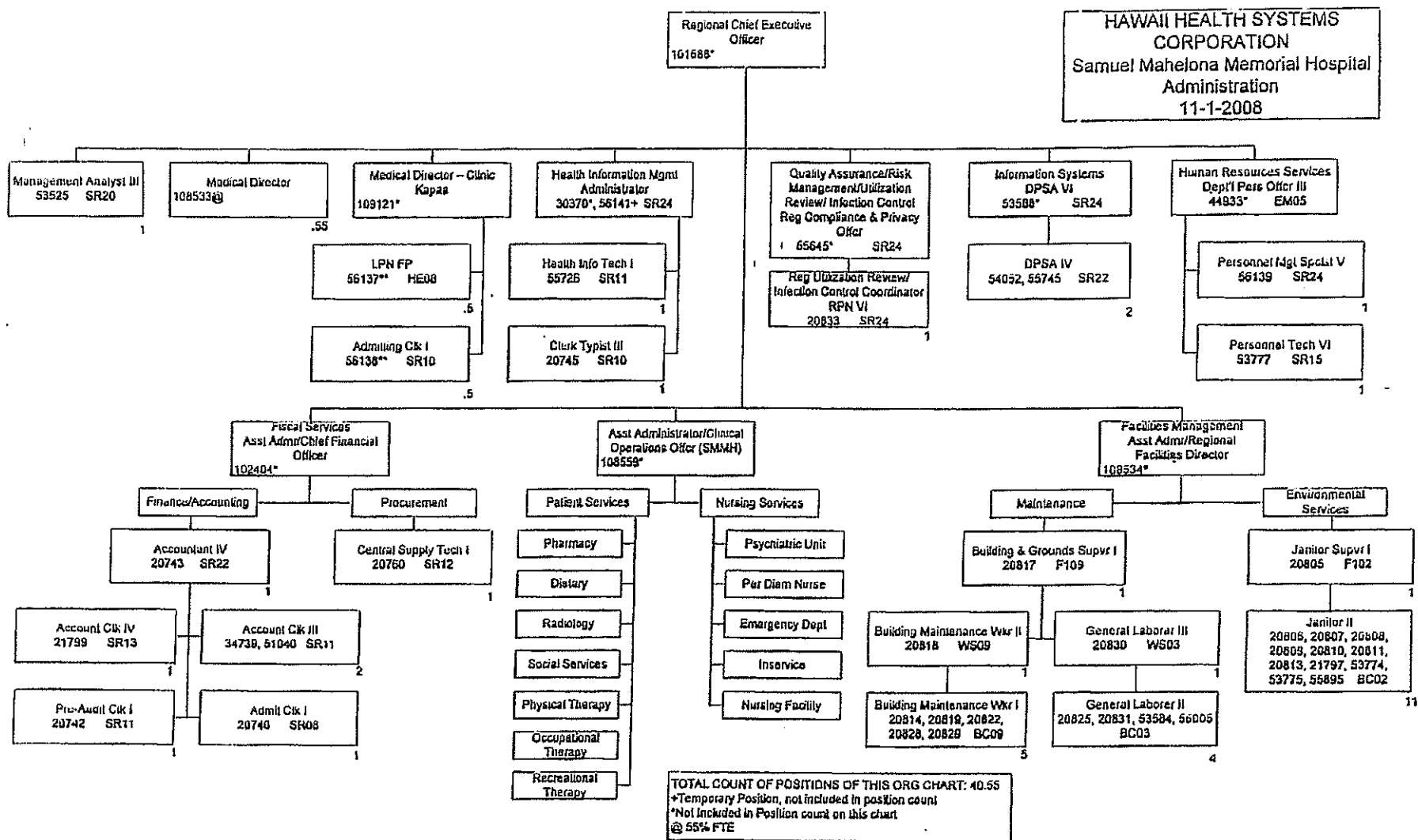


STATE OF HAWAII
HAWAII HEALTH SYSTEMS CORPORATION
KAU HOSPITAL

Position Organization Chart

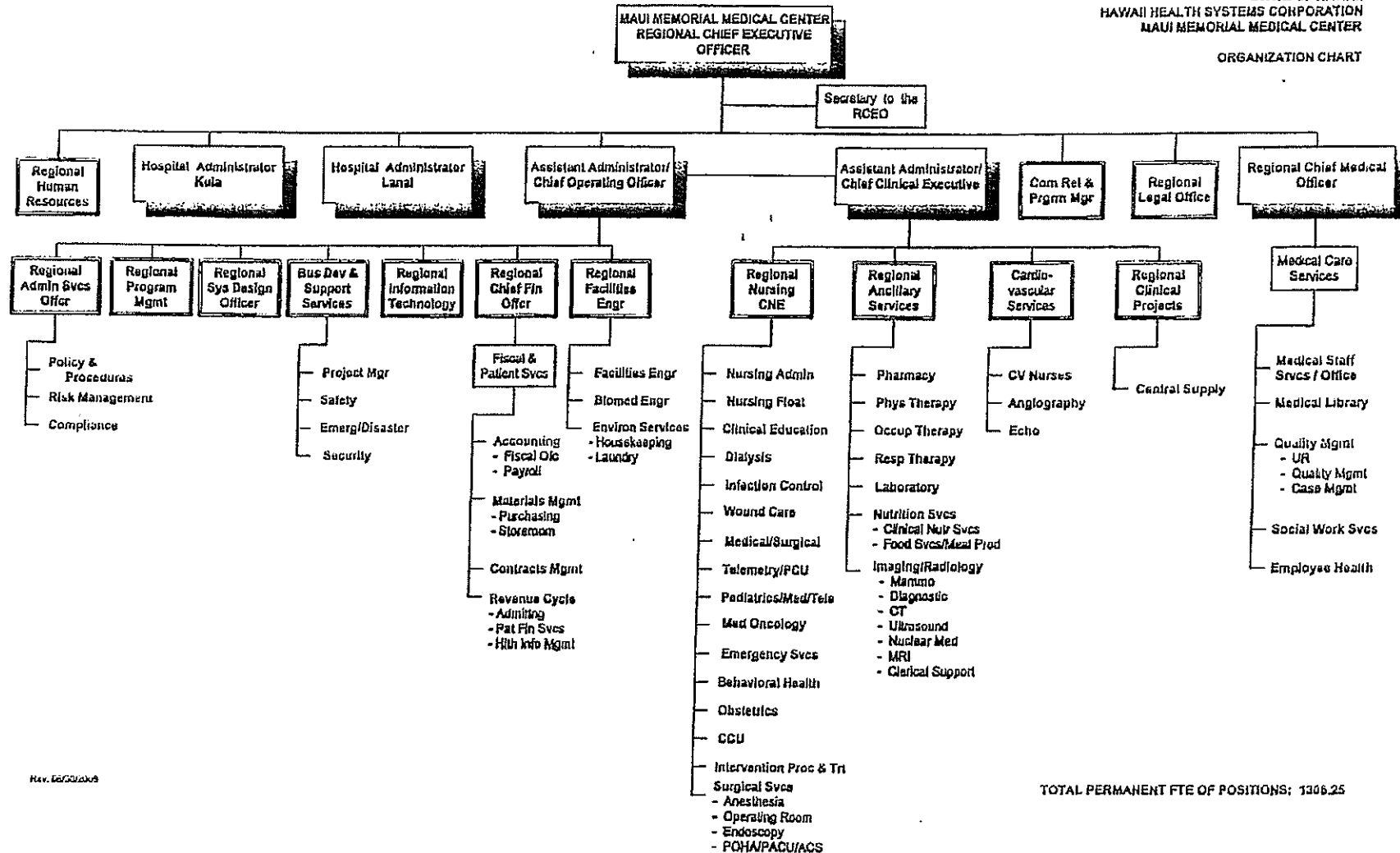






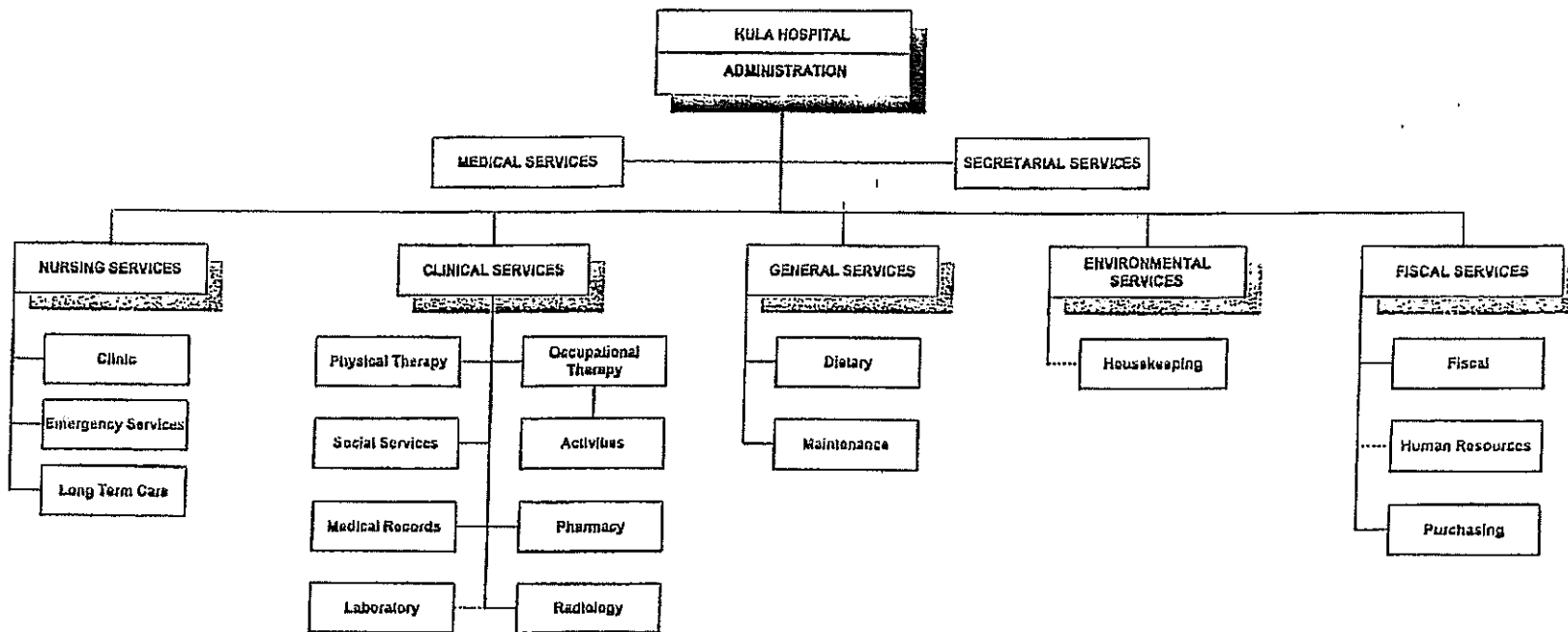
STATE OF HAWAII
HAWAII HEALTH SYSTEMS CORPORATION
MAUI MEMORIAL MEDICAL CENTER

ORGANIZATION CHART



TOTAL PERMANENT FTE OF POSITIONS: 1308.25

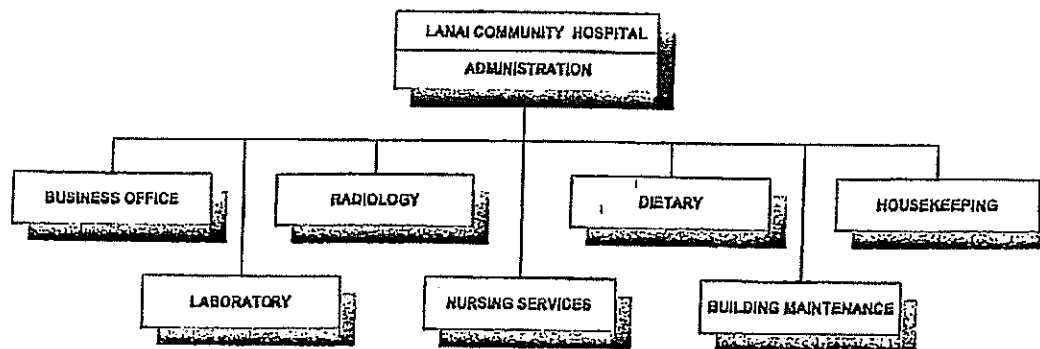
STATE OF HAWAII
HAWAII HEALTH SYSTEMS CORPORATION
KULA HOSPITAL
ORGANIZATION CHART



Rev. 06/03/2009
Ouded Line Indicated Direct Report to HHSNC

TOTAL PERMANENT FTE OF POSITIONS: 195.3

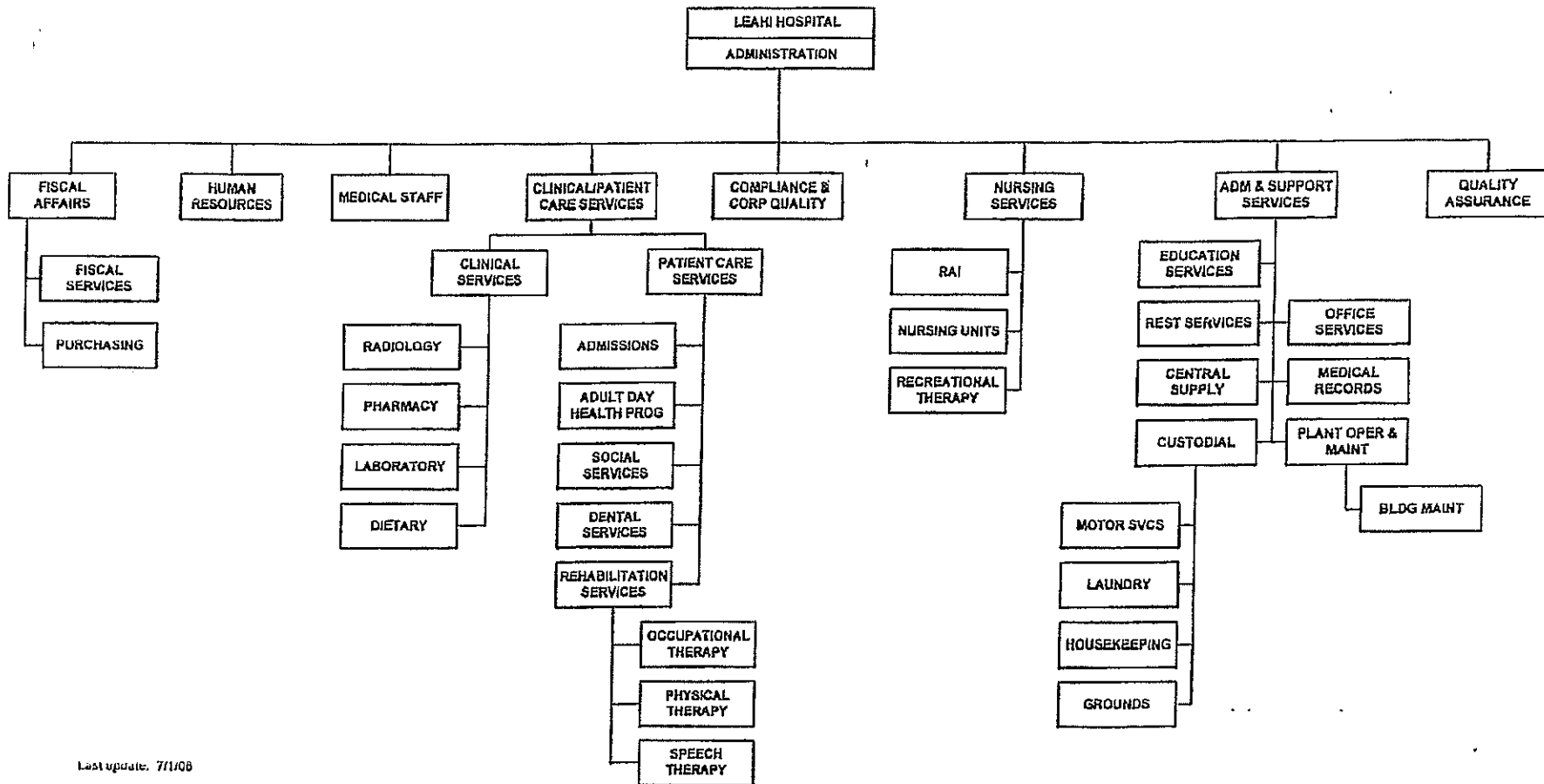
STATE OF HAWAII
HAWAII HEALTH SYSTEMS CORPORATION
LANAI COMMUNITY HOSPITAL
ORGANIZATION CHART



Rev. 6/6/2003

TOTAL PERMANENT FTE OF POSITIONS: 32

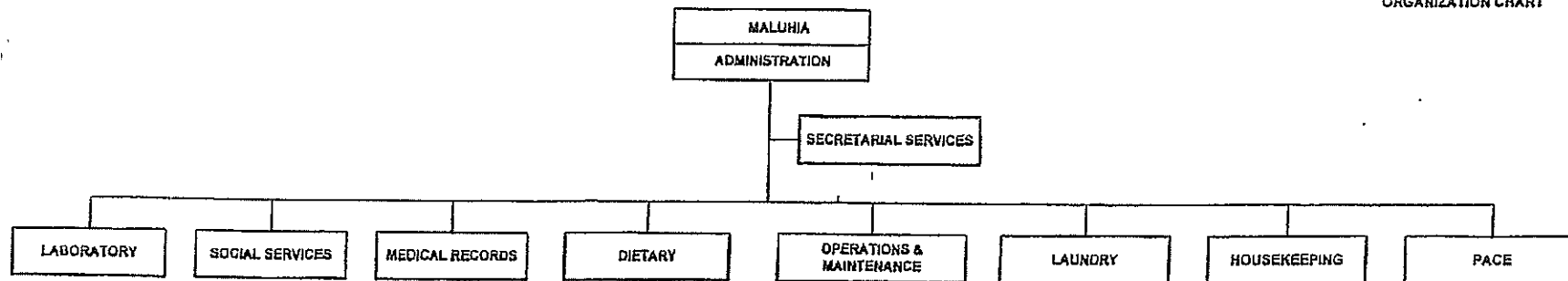
STATE OF HAWAII
HAWAII HEALTH SYSTEMS CORPORATION
LEAHI HOSPITAL
ADMINISTRATION
ORGANIZATION CHART



Last update: 7/1/08

TOTAL FTE COUNT ON THIS CHART: 300.61

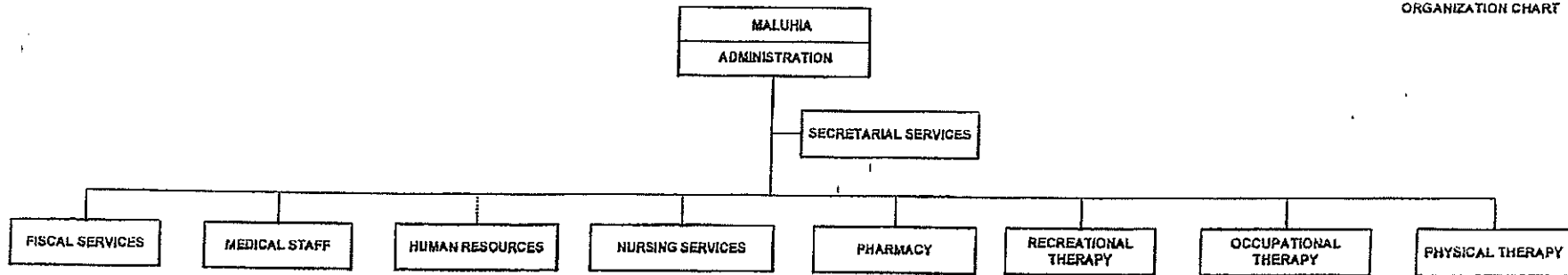
STATE OF HAWAII
HAWAII HEALTH SYSTEMS CORPORATION
MALUHIA
ADMINISTRATION
ORGANIZATION CHART



Last update: 6/30/03

Pg. 1

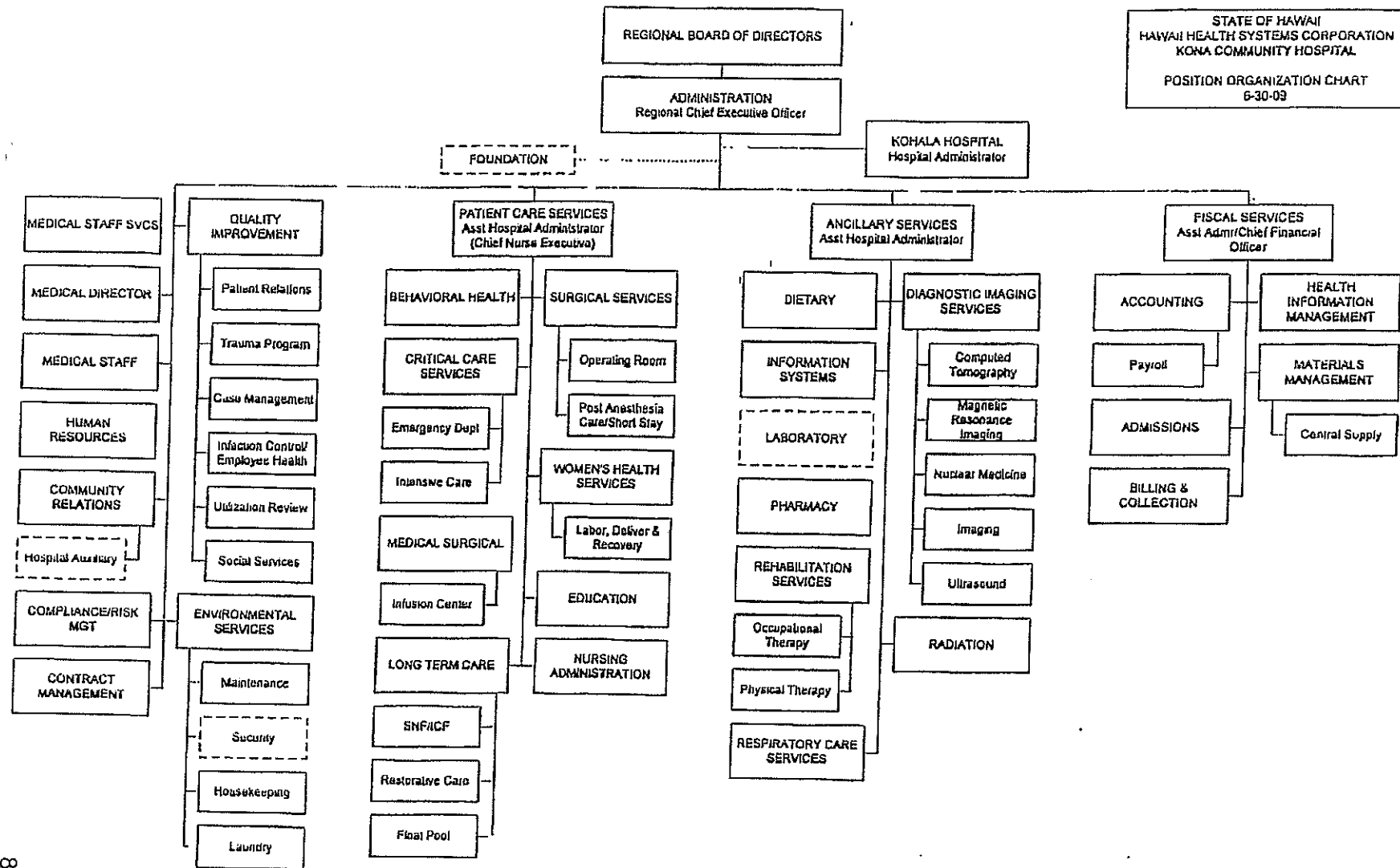
STATE OF HAWAII
HAWAII HEALTH SYSTEMS CORPORATION
MALUHIA
ADMINISTRATION
ORGANIZATION CHART

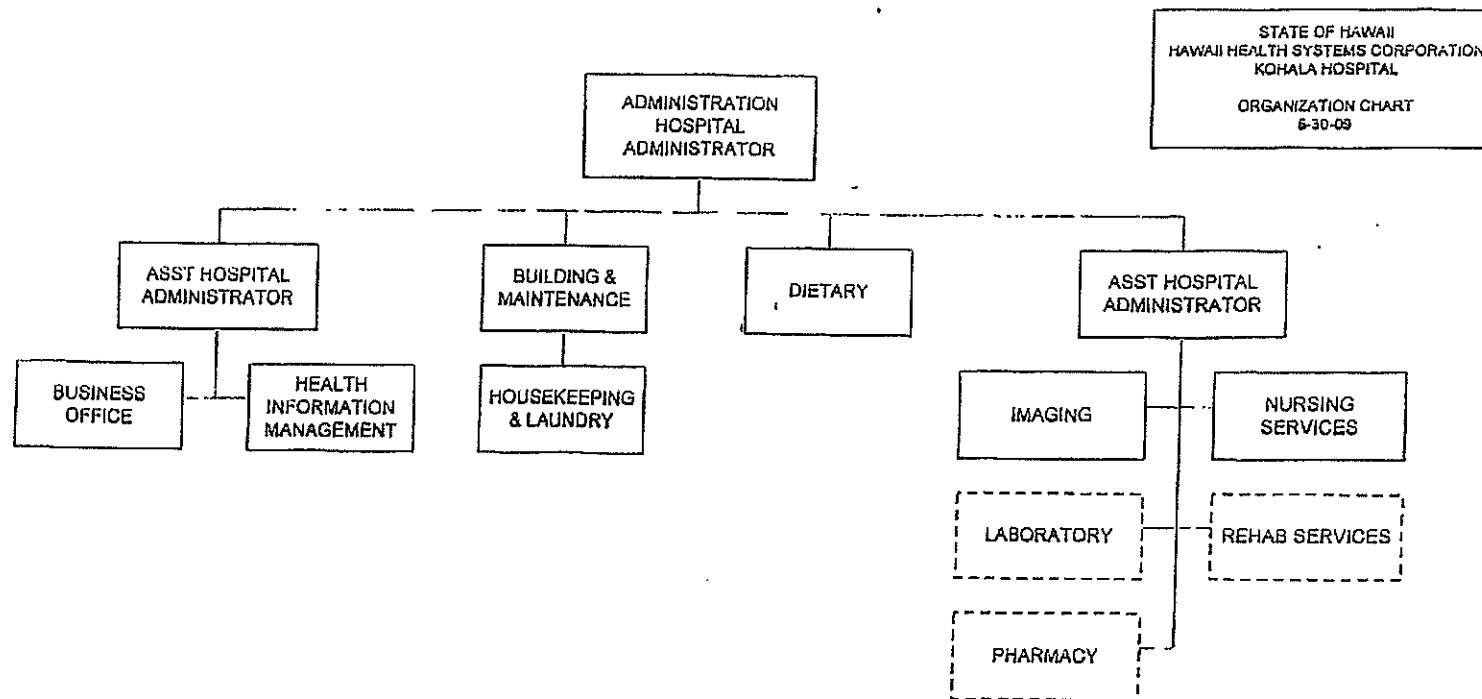


Last update: 6/30/08

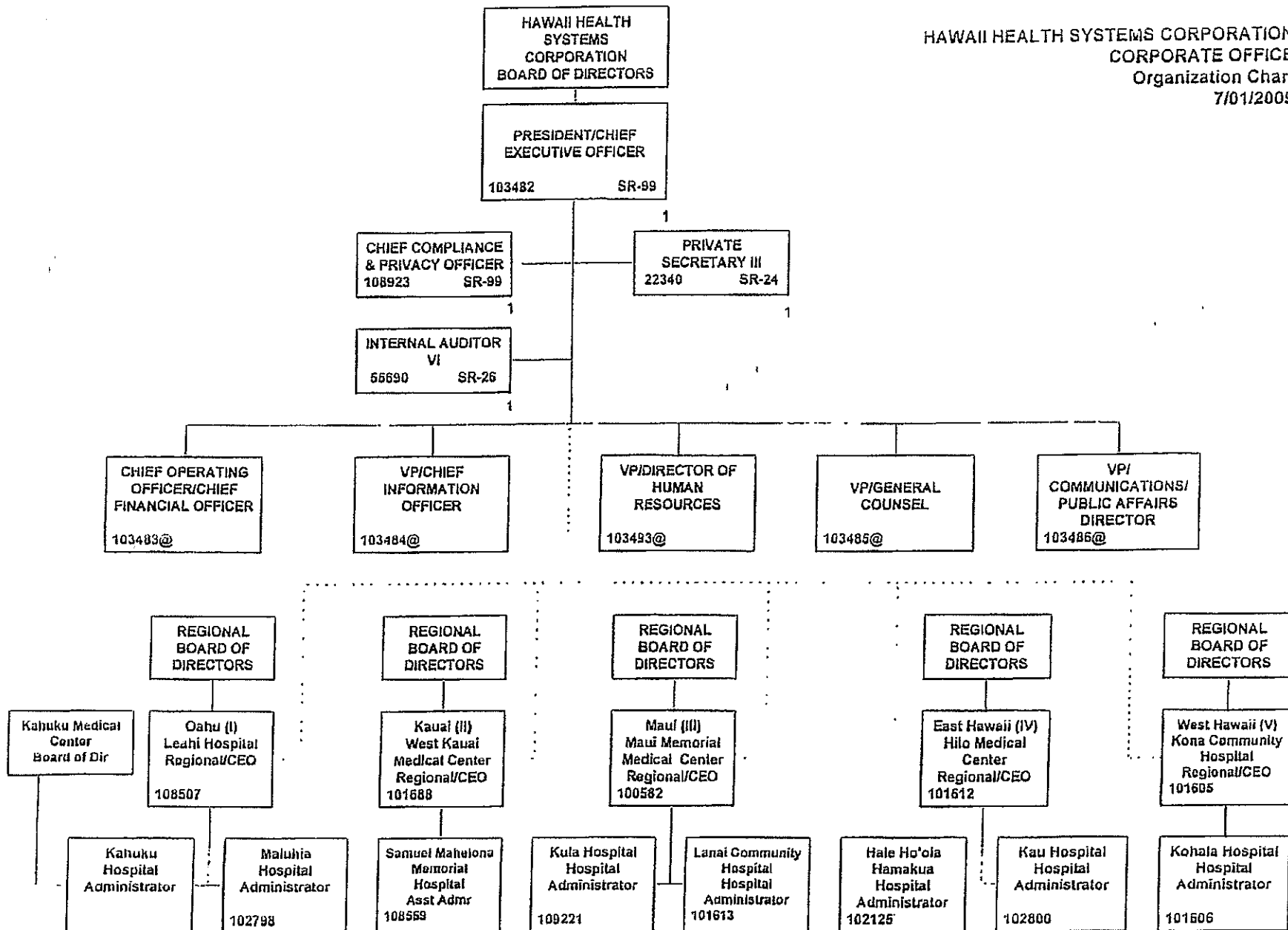
Pg. 2

TOTAL FTE COUNT ON THIS CHART: 238.04





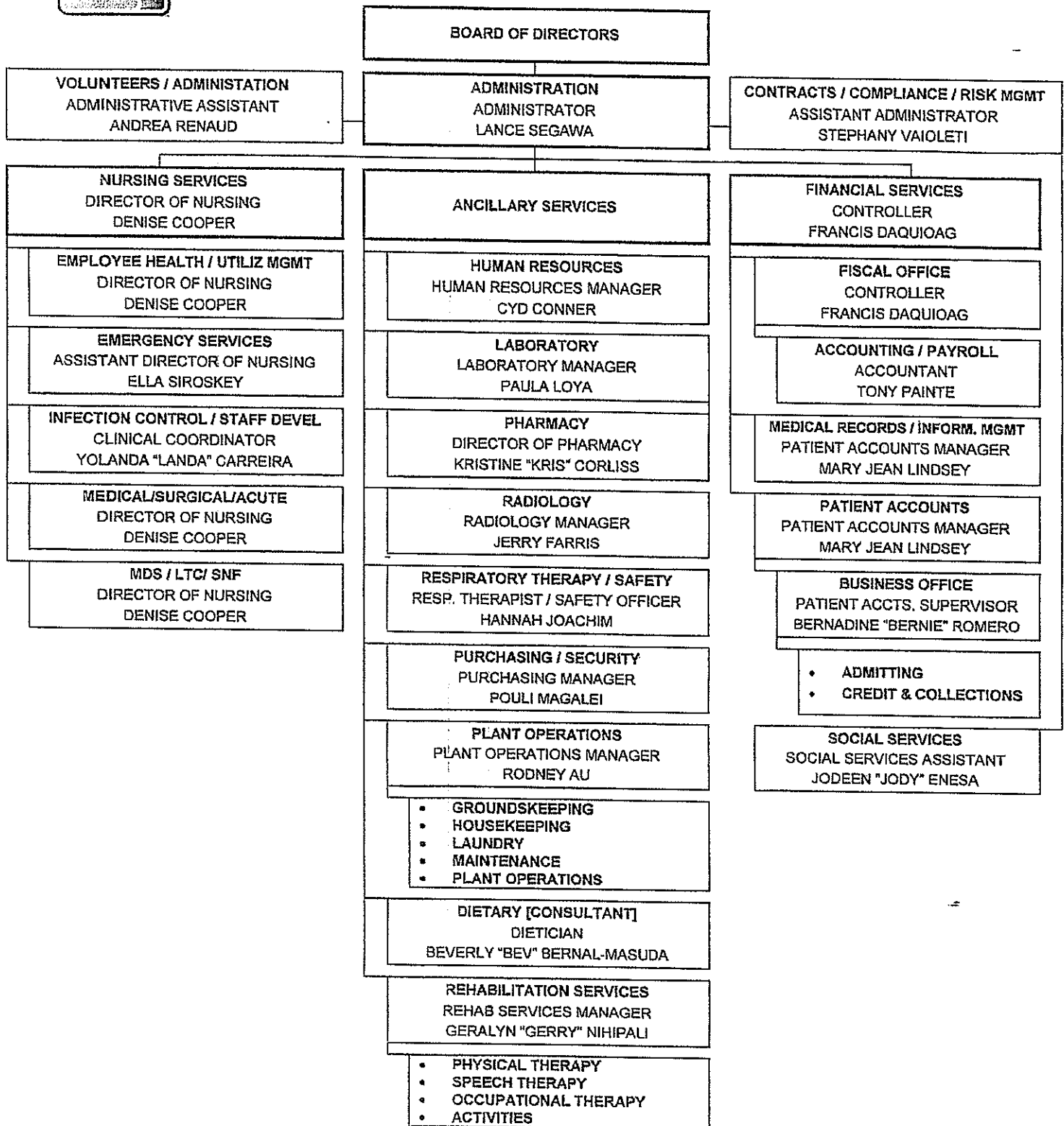
HAWAII HEALTH SYSTEMS CORPORATION
CORPORATE OFFICE
Organization Chart
7/01/2009



TOTAL FTE. 4
@NOT INCLUDED ON THIS ORG CHART



KAHUKU MEDICAL CENTER ORGANIZATIONAL CHART



APPROVED BY:

Lance K. Segawa
LANCE K. SEGAWA, ADMINISTRATOR

DATE:

10/29/09

This page is left blank intentionally



"Touching Lives Everyday"
HAWAII HEALTH SYSTEMS
C O R P O R A T I O N

HHSC Information Overview for FY 2003-2009

POC: Alice M. Hall, HHSC Interim President and CEO; 733-4151
March 2010

INDEX

- A. Oahu Region
 - Maluhia
 - Leahi Hospital
 - Foundations, Auxiliaries and Community-Based Volunteer Programs
- B. Kauai Region
 - West Kauai Medical Center
 - Samuel Mahelona Medical Center
 - Foundations, Auxiliaries and Community-Based Volunteer Programs
- C. Maui Region
 - Maui Memorial Medical Center
 - Kula Hospital
 - Lanai Community Hospital
 - Foundations, Auxiliaries and Community-Based Volunteer Programs
- D. East Hawaii Region
 - Hilo Medical Center
 - Hale Ho`ola Hamakua
 - Ka`u Hospital
 - Foundations, Auxiliaries and Community-Based Volunteer Programs
- E. West Hawaii Region
 - Kohala Hospital
 - Kona Community Hospital
 - Foundations, Auxiliaries and Community-Based Volunteer Programs
- F. Foundations Supporting HHSC Facilities
 - Kauai Veterans Memorial Hospital Foundation
 - Samuel Mahelona Memorial Hospital Foundation
 - Maui Memorial Medical Center Foundation
 - Kona Community Hospital Foundation
 - Kohala Hospital Charitable Foundation
 - Hilo Medical Center Foundation
 - Ka`u Hospital Charitable Foundation
 - Leahi & Maluhia Foundation
 - Hawaii Health Systems Foundation
- G. HHSC Hospital Auxiliaries & Community-Based Volunteer Programs

OAHU REGION

INDEX

Oahu Region Hospitals

Maluhia - 2

Service Profile

Foundation, auxiliary and community-based volunteer programs - 3

Leahi - 5

Service Profile

Foundation, auxiliary and community-based volunteer programs - 7

Leahi-Maluhia Foundation - 10

OAHU REGION

MALUHIA

Maluhia operates 158 licensed beds and employs 220.96 (FTE FY09) employees. In fiscal year 2009, there were 163 admissions. The total patient days were 55,881, and the facility occupancy rate was 97% in fiscal year 2009.

Maluhia was established in 1923.

Programs and Services

2003 FY:

Admissions	227
Patient Days	56,612

2004 FY:

Admissions	224
Patient Days	56,639

2005 FY:

Admissions	233
Patient Days	56,158

2006 FY:

Admissions	205
Patient Days	55,623

2007 FY:

Admissions	148
Patient Days	56,648

2008 FY:

Admissions	148
Patient Days	56,833

2009 FY:

Admissions	163
Patient Days	55,881

The following are the programs and types of services offered at Maluhia:

Long-Term Care Inpatient Services

- Skilled Nursing and Intermediate Care Beds
- Adult Day Health Services
- Home Care Services
- Primary Care Clinic

Support

- Dietary
- Social Services
- X-Ray
- Speech Therapy
- Occupational Therapy
- Physical Therapy
- Recreational Therapy

VOLUNTEER SERVICES FY2003 - FY2009

- FY2003 Number of Active Volunteers: **102**
- FY2003 Number of Volunteer Hours Provided to the HHSC Facility:
16,000 volunteer hours

- FY2003 Volunteer Auxiliary Cash Contributions to the Facility: **\$40,700**
- FY2004 Number of Active Volunteers: **102**
- FY2004 Number of Volunteer Hours Provided to the HHSC Facility: **16,000 volunteer hours**
- FY2004 Volunteer Auxiliary Cash Contributions to the Facility: **\$38,000**
- FY2005 Number of Active Volunteers: **90**
- FY2005 Number of Volunteer Hours Provided to the HHSC Facility: **16,000 volunteer hours**
- FY2005 Volunteer Auxiliary Cash / Equipment Contributions to the Facility: **\$19,200**
- FY2006 Number of Active Volunteers: **55**
- FY2006 Number of Volunteer Hours Provided to the HHSC Facility: **8,900 volunteer hours**
- FY2006 Volunteer Auxiliary Cash / Equipment Contributions to the Facility: **\$9,060**
- FY2007 Number of Active Volunteers: **59**
- FY2007 Number of Volunteer Hours Provided to the HHSC Facility: **1,150 volunteer hours**
- FY2007 Volunteer Auxiliary Cash / Equipment Contributions to the Facility: **\$4,441**
- FY2008 Number of Active Volunteers: **68**
- FY2008 Number of Volunteer Hours Provided to the HHSC Facility: **8,359 volunteer hours**
- FY2008 Volunteer Auxiliary Cash / Equipment Contributions to the Facility: **\$7,360**

- FY2009 Number of Active Volunteers: **60**
- FY2009 Number of Volunteer Hours Provided to the HHSC Facility: **9,519 volunteer hours**
- FY2009 Volunteer Auxiliary Cash / Equipment Contributions to the Facility: **\$6,000**

GRAND TOTAL 2003-2009 Auxiliary \$\$ to Benefit Maluhia = \$124,761

LEAHI

Leahi Hospital operates 188 licensed beds and employs 287.42 (FTE FY09) employees. In fiscal year 2009, there were 4 acute (TB) as well as 188 LTC admissions. The total patient days were 308 acute days and 63,438 days. The facility LTC occupancy rate in FY2009 was 97%.

Leahi was established in 1902.

Programs and Services

2003 FY:

Admissions	116
Patient Days	65,063

2004 FY:

Admissions	205
Patient Days	64,193

2005 FY:

Admissions	146
Patient Days	64,660

2006 FY:

Admissions	170
Patient Days	64,168

2007 FY:

Admissions	155
Patient Days	64,577

2008 FY:

Admissions	153
Patient Days	64,493

2009 FY:

Admissions	192
Patient Days	63,746

TB Services

- 9 Acute TB Inpatient Beds
- Outpatient Services (TB patients are discharged to the Lanakila TB clinic for follow-up)

Leahi Geriatrics Outpatient Clinic

- Collaboration with UH School of Medicine, Geriatrics Medicine Division to provide outpatient geriatric consultation and medical services

Long-Term Care Inpatient Services

- 179 Dual Certified SNF/ICF Beds

Outpatient Services

- Adult Day Health Center

Support for all Services

- Pharmacy

- Recreational Therapy
- Dietary Services
- Social Services
- Speech Therapy
- Laboratory
- Occupational Therapy
- Physical Therapy
- X-Ray

COMMUNITY-BASED FOUNDATION SUPPORT OF HHSC FACILITIES: FY 2003-2008

Estimated Total Private Donations received by the Foundation

- 2003 - Foundation not established until 2004
- 2004 - \$ 8,627
- 2009 - \$18,084
- TOTAL - \$26,711

Estimated Total Fundraising Monies received by the Foundation

- 2003 - Foundation not established until 2004
- 2004 - \$ 8,627
- 2009 - \$5,003
- TOTAL - \$13,680

Estimated Total Funding received by the Foundation from Federal/State/Private Grants

- 2003 - Foundation not established until 2004
- 2004 - \$ 8,627
- 2005 - \$ 64,641

- 2006 - \$17,350 (Leahi/Maluhia)
- 2007 - \$10,955 (Leahi/Maluhia)
- 2009 - \$8,750
- TOTAL - \$110,323

Estimated Total donations, Fundraising, Federal/State/Private Grants, received by the Foundation

- 2003 – Foundation not established until 2004
- 2004 – \$25,881
- 2005 – \$64,641
- 2006 - \$17,350
- 2007 - \$10,955
- 2008 - \$26,041
- 2009 - \$31,937
- TOTAL - 176,805

GRAND TOTAL 2003-2009 Foundation \$\$ to Benefit Leahi/Maluhia = \$176,805

VOLUNTEER SERVICES FY2003 - FY2009

- FY2003 Number of Active Volunteers: **60**
- FY2003 Number of Volunteer Hours Provided to the HHSC Facility: **8,640 volunteer hours**
- FY2003 Volunteer Auxiliary Cash Contributions to the Facility: **\$20,548**
- FY2004 Number of Active Volunteers: **78**
- FY2004 Number of Volunteer Hours Provided to the HHSC Facility: **9,169 volunteer hours**
- FY2004 Volunteer Auxiliary Cash Contributions to the Facility: **\$37,981**

- FY2005 **70** Active Individual Volunteers and **196** Regular and Occasional Group Volunteers.
- FY2005 Number of Volunteer Hours Provided to the HHSC Facility: **10,203 volunteer hours**
- FY 2005 Volunteer Auxiliary Cash/Equipment Contributions to the Facility: **\$ 49,263**
- FY2006 **59** Active Individual Volunteers and **343** Group Volunteers.
- FY2006 Number of Volunteer Hours Provided to the HHSC Facility: **7,499 volunteer hours**
- FY 2006 Volunteer Auxiliary Cash/Equipment Contributions to the Facility: **\$ 24,000**
- FY2007 **72** Active Individual Volunteers and **343** Group Volunteers.
- FY2007 Number of Volunteer Hours Provided to the HHSC Facility: **10,821 volunteer hours**
- FY 2007 Volunteer Auxiliary Cash/Equipment Contributions to the Facility: **\$14,144.00**
- FY2008 **103** Active Individual Volunteers and Group Volunteers.
- FY2008 Number of Volunteer Hours Provided to the HHSC Facility: **10,574 volunteer hours**
- FY 2008 Volunteer Auxiliary Cash/Equipment Contributions to the Facility: **\$10,600**
- FY2009 **200** Active Individual Volunteers and Group Volunteers.
- FY2009 Number of Volunteer Hours Provided to the HHSC Facility: **11,961 volunteer hours**
- FY 2009 Volunteer Auxiliary Cash/Equipment Contributions to the Facility: **\$9,000**

GRAND TOTAL 2003-2009 Auxiliary \$\$ to Benefit Leahi = \$165,536

<p>Oahu Region Foundation Supporting HHSC Hospitals Background /Contact Information</p>

Leahi & Maluhia Foundation

This foundation was established in 2003, to support the work of Leahi Hospital and Maluhia Long Term Care Center in their mission, development, and provision of quality health and long term care.

Foundation President: Jay Duquette
jayd@hhsc.org

Foundation Program Administrator: Lydia Chock
lchock@hhsc.org

Contact Information:
Leahi-Maluhia Foundation
Maluhia, 1027 Hala Drive, Honolulu 96817
Tele: 808-832-6149 Fax: 808-832-3039

KAUAI REGION

INDEX

Kauai Region - 1

West Kauai Medical Center - 2

Service Profile

Foundation, Auxiliary and Community-based Volunteer Programs - 6

Samuel Mahelona Memorial Hospital - 9

Service Profile

Foundation, Auxiliary and Community-based Volunteer Programs - 11

Kauai Region Foundations - 14

KAUAI REGION

WEST KAUAI MEDICAL CENTER

West Kauai Medical Center (WKMC) was formerly known as Kauai Veterans Memorial Hospital (KVMH) and was completed in October 1957 and dedicated to the Veterans of the Korean War. KVMH was built to meet the increasing medical needs for the people of the surrounding communities. Although this hospital still continues to honor the service and sacrifice of all our Veterans, the hospital has unofficially adopted a new name and today it is known as the West Kauai Medical Center (WKMC). WKMC has 45 licensed beds, including 25 acute and 20 long-term care beds. Today WKMC employs approximately 255 (FTE FY09) employees and provides the following services:

2003 FY

- Admissions 662
- Births 66
- ER Visits 3,537
- Patient Days 9,321

2004 FY

- Admissions 1,040
- Births 112
- ER Visits 3,997
- Patient Days 10,676

• 2005 FY

- Admissions 1,153
- Births 123
- ER Visits 4,854

- Patient Days 11,628

2006 FY

- Admissions 1,221
- Births 146
- ER Visits 4,728
- Patient Days 12,038

2007 FY

- Admissions 1,160
- Births 221
- ER Visits 4,334
- Patient Days 12,103

2008 FY

- Admissions 1,202
- Births 262
- ER Visits 5,937
- Patient Days 12,082

2009 FY

- Admissions 1,133
- Births 238
- ER Visits 6,173
- Patient Days 11,641

Patient services include:

- Critical Care

- Orthopedic Surgeon on Staff
 - Full-time Radiologist
 - Radiology, CT Scan, Ultrasound, Mammography
 - Full-time radiologist
- High Risk Fetal Ultrasound Consultations with Kapiolani Medical Center
- Cardiac Ultrasound Consultations with Queens Medical Center
- Cardiac Care
- Physical Therapy
- Occupational Therapy
- Inpatient/Outpatient Surgery
 - Ophthalmology
 - GYN/OB
 - General Surgeries
 - Orthopedics
- Outpatient Surgery
- Surgery
- 24-Hour Emergency Care
- Pharmacy
- Respiratory Therapy
- OB/GYN Services
- Mother/Baby Care
- Medical Surgical/Pediatric Care
- Dietary Counseling
- CAP-approved Laboratory Services
- Skilled Nursing Care
- Intermediate Nursing Care
- Orthopedic Consulting Services

- CLIA-approved Laboratory Services
- Social Services
- KVMH Operates 3 Clinics
 - Waimea Clinic staffed with 6 KVMH physicians
 - Eleele Clinic staffed with 2 KVMH physicians and 1 nurse practitioner
 - Kalaheo Clinic staffed with 6 KVMH physicians

The Kawaiola Medical Office Building (MOB) was completed and dedicated November 1996. Kawaiola was the outcome of a collaborated Hospital and Community Strategic Plan for health care for the West Kauai communities. Ten Physicians and one Nurse Practitioner occupy the MOB. Five of the Physicians are WKMC doctors, and the other five are members of various professional groups that serve WKMC. Services presently being provided in the MOB are:

- Family Practice
- Internal Medicine
- General Surgery
- Neurology Consultations
- Teleradiology
- Hemodialysis (St. Francis)
- Radiology
- Retail Pharmacy
- Hospital Gift Shop
- Obstetrics and Gynecology
- Pediatrics
- Orthopedics
- The Kawaiola Medical Office Building also houses:
 - Cardiac and Dermatology Consultation Clinics
 - St. Francis Dialysis and Hemo-dialysis Services
 - MedCenter Retail Pharmacy
 - KVMH Radiology Satellite

- KVMH Hospital Gift Shop
- Federally Qualified Health Clinic (Kauai Community Health Center) - Medical and Dental

COMMUNITY-BASED FOUNDATION SUPPORT OF HHSC FACILITIES:
FY2003-2009

Estimated Total Private Donations received by the Foundation

- 2003 - \$1,650
- 2004 - \$1,800
- 2008 – 22,456
- 2009 – 8,545
- TOTAL - \$34,451

Estimated Total Fundraising Monies received by the Foundation

- 2003 - \$9,700
- 2004 - \$9,600
- 2008 – 16,470
- 2009 – 23,851
- TOTAL - \$59,621

Estimated Total Funding received by the Foundation from Federal/State/Private Grants

- 2003 - \$68,200
- 2004 - \$10,000
- 2008 – 22,000
- 2009 - 22,000
- TOTAL - \$122,200

Estimated Total Fundraising / Private Donations / Grant Funding:

- 2003 – 79,550
- 2004 – 21,400
- 2005 - \$106,000
- 2006 - \$9,190
- 2007 - \$30,000
- 2008 – 60,926
- 2009 – 54,396

TOTAL –361,462

GRAND TOTAL 2003-2009 Foundation \$\$ to Benefit WKMC= \$361,462

VOLUNTEER SERVICES FY2003 – FY2009

- FY2003 Number of Active Volunteers: **40**
- FY2003 Number of Volunteer Hours Provided to the HHSC Facility:
3,200 volunteer hours
- FY2003 Volunteer Auxiliary Cash Contributions to the Facility: **\$40,500**
- FY2004 Number of Active Volunteers: **40**
- FY2004 Number of Volunteer Hours Provided to the HHSC Facility:
3,200 volunteer hours
- FY2004 Volunteer Auxiliary Cash Contributions to the Facility: **\$38,100**
- FY2005 Number of Active Volunteers: **48**

- FY2005 Number of Volunteer Hours Provided to the HHSC Facility: **4,100 volunteer hours**
- FY2005 Volunteer Auxiliary Cash / Equipment Contributions to the Facility: **\$28,500**
- FY2006 Number of Active Volunteers: **50**
- FY2006 Number of Volunteer Hours Provided to the HHSC Facility: **4,250 volunteer hours**
- FY2006 Volunteer Auxiliary Cash / Equipment Contributions to the Facility: **\$31,900**
- FY2007 Number of Active Volunteers: **52**
- FY2007 Number of Volunteer Hours Provided to the HHSC Facility: **4,350 volunteer hours**
- FY2007 Volunteer Auxiliary Cash / Equipment Contributions to the Facility: **\$3,700**
- FY2008 Number of Active Volunteers: **50**
- FY2008 Number of Volunteer Hours Provided to the HHSC Facility: **4,325 volunteer hours**
- FY2008 Volunteer Auxiliary Cash / Equipment Contributions to the Facility: **\$10,100**
- FY2009 Number of Active Volunteers: **45**
- FY2009 Number of Volunteer Hours Provided to the HHSC Facility: **3500 volunteer hours**
- FY2008 Volunteer Auxiliary Cash / Equipment Contributions to the Facility: **\$23,500**

GRAND TOTAL 2003-2009 Auxiliary \$\$ to Benefit WKMC= \$176,300

SAMUEL MAHELONA MEMORIAL HOSPITAL (SMMH)

Samuel Mahelona Memorial Hospital (SMMH) is the oldest operating hospital on Kauai. Founded in 1917 as a tuberculosis (TB) hospital, it received its name from a member of the Wilcox family who died of TB as a young man. In the 1960's, with the cure from TB well established, SMMH gradually transitioned to providing acute psychiatric, skilled nursing, medical acute, TB, and ancillary outpatient and inpatient services. SMMH has 80 licensed beds, 66 long-term care and 14 acute care.

This hospital currently employs 144.75 (FTE FY09) people and its services continue to develop to meet the changing needs of the community. In the past year, an Emergency Department was opened to provide services to Kauai's east and north shore communities. Currently, patient services include:

2003 FY

Admissions	219
Patient Days	25,066

2004 FY

Admissions	210
Patient Days	25,991

2005 FY

Admissions	194
Patient days	26,686

2006 FY

Admissions	175
Patient days	25,180

2007 FY

Admissions	211
------------	-----

Patient days 23,765

2008 FY

Admissions 217

Patient days 24,696

ER Visits 4,778

2009 FY

Admissions 262

Patient days 23,969

ER Visits 5,172

Established CAH FY2006

- Emergency Services – 24-hour mid-level emergency services staffed by Board Certified ER physicians and ER nurses.
- 5 Acute / SNF Beds

Outpatient Services

- Laboratory
- Physical Therapy
- Radiology
- Occupational Therapy

Psychiatric Services (9 Acute Beds; Locked unit)

- Adult Inpatient Psychiatric Care
- Detoxification

Long-Term Care (66 SNF/ICF Beds)

- Skilled Nursing Beds
- Intermediate Care Beds

Tuberculosis Services (6 Acute/SNF Beds)

- Clinic (in cooperation with the Department of Health)
- Negative pressure rooms available for patients requiring hospitalization

Support for all Services

- Inpatient Pharmacy
- Social Services
- Occupational Therapy
- Recreational Therapy
- Speech Therapy
- Physical Therapy
- Dietitian

COMMUNITY-BASED FOUNDATION SUPPORT OF HHSC FACILITIES: FY 2003-2008

Estimated Total Private Donations received by the Foundation

- 2003 - \$1,800
- 2004 - \$9,000
- 2008 – 3,300
- 2009 – 8,750
- TOTAL - \$22,850

Estimated Total Fundraising Monies received by the Foundation

- 2003 - \$1,875
- 2004 - \$500
- 2008 - \$2,500
- 2009 - -0-
- TOTAL - \$4,875

Estimated Total Funding received by the Foundation from
Federal/State/Private Grants

- 2003 - \$ -0-
- 2004 - \$500
- 2005 – na
- 2006 - \$5,350
- 2008 - -0-
- 2009 - \$500
- TOTAL - \$6,350

Estimated Total Donations, Fundraising, Federal/State/Private Grants,
received by the Foundation

- 2003 – 3,675
- 2004 – 10,000
- 2005 – na
- 2006 – 5,350
- 2007 - \$7,715
- 2008 – 5,800
- 2009 – 9,250

TOTAL – 41,790

GRAND TOTAL 2003-2009 Foundation \$\$ to Benefit SMMH = \$41,790

VOLUNTEER SERVICES FY2003 – FY2009

- FY2003 Number of Active Volunteers: **58**
- FY2003 Number of Volunteer Hours Provided to the HHSC Facility:
7,500 volunteer hours
- FY2003 Volunteer Auxiliary Cash Contributions to the Facility: **\$16,650**

- FY2004 Number of Active Volunteers: **58**
- FY2004 Number of Volunteer Hours Provided to the HHSC Facility: **7,500 volunteer hours**
- FY2004 Volunteer Auxiliary Cash Contributions to the Facility: **\$17,150**

- FY2005 Number of Active Volunteers: **55**
- FY2005 Number of Volunteer Hours Provided to the HHSC Facility: **4,000 volunteer hours**
- FY2005 Volunteer Auxiliary Cash / Equipment Contributions to the Facility: **\$17,500**

- FY2006 Number of Active Volunteers: **165**
- FY2006 Number of Volunteer Hours Provided to the HHSC Facility: **6,750 volunteer hours**
- FY2006 Volunteer Auxiliary Cash / Equipment Contributions to the Facility: **\$10,325**

- FY2007 Number of Active Volunteers: **120**
- FY2007 Number of Volunteer Hours Provided to the HHSC Facility: **6,280 volunteer hours**
- FY2007 Volunteer Auxiliary Cash / Equipment Contributions (Thrift Shop/Fundraising/Donations/Grant donations) to the Facility: **\$98,415**

- FY2008 Number of Active Volunteers: **100**
- FY2008 Number of Volunteer Hours Provided to the HHSC Facility: **6,250 volunteer hours**
- FY2008 Volunteer Auxiliary Cash / Equipment Contributions to the Facility: **\$14,500**

- FY2009 Number of Active Volunteers: **70**

- FY2009 Number of Volunteer Hours Provided to the HHSC Facility:
4,200 **volunteer hours**
- FY2009 Volunteer Auxiliary Cash / Equipment Contributions to the Facility: **\$94,125**

GRAND TOTAL 2003-2009 AUXILIARY \$\$ TO BENEFIT SMMH = \$268,665

Kauai Region Foundations Supporting HHSC Hospitals

Background / Contact Information

Kauai Veterans Memorial Hospital (KVMH) Foundation

This foundation was formed in the fall of 1998. The board consists of 10 community members and 3 employees of the Kauai Veterans Memorial Hospital.

The foundation's main focus is to support the many services, equipment purchases, and programs the West Kauai Medical Center/KVMH provides for its community and the people of Kauai.

Foundation President: Doug Tiffany

Foundation Vice President/Treasurer: Eric Honma

Contact information:

KVMH Foundation
Kauai Veterans Memorial Hospital
4643 Waimea Canyon Road
Waimea, Kauai, HI 96796
TEL: 808-338-9431 FAX: 808-338-9420

Samuel Mahelona Memorial Hospital (SMMH) Foundation

This foundation was formed in the spring of 1999. It is managed by eleven board members consisting of eight community members, two employees of SMMH, and one resident of SMMH.

As a Foundation, we are committed to bringing the best healthcare possible to our community through our efforts of raising money from various projects, grants, endowments and community support. To accomplish this, we must go into the community and listen to their health concerns and needs and speak the message of SMMH to them; thus forming a bond of trust, integrity and partnership.

Foundation President: Dave Goller

Foundation Vice-President: Herman Paleka

Secretary-Treasurer: Sharyl Lam Yuen

Contact information:

SMMH Foundation

Samuel Mahelona Memorial Hospital

4800 Kawaihau Road

Kapaa, Kauai, HI 96746

Tel: 808-822-4961 Fax: 808-822-5781

MAUI REGION

INDEX

Maui Region Hospitals

Maui Memorial Medical Center - 2
Service Profile
Foundation, Auxiliary and Community-Based Volunteer Programs - 5

Kula Hospital - 7
Service Profile
Auxiliary and Community-Based Volunteer Programs - 9

Lanai Community Hospital - 11
Service Profile
Auxiliary and Community-Based Volunteer Programs - 13

Maui Memorial Medical Center Foundation - 14

MAUI REGION

MAUI MEMORIAL MEDICAL CENTER (MMMC)

Maui Memorial Medical Center (MMMC) is licensed for 197 acute care beds and has 1,196.86 (FTE FY09) employees. In fiscal year 2009, there were 10,362 admissions, a total of 55,997 patient days; and 1,903 births.

- Date MMMC was established – opened in 1884 as “Malulani” by Queen Kapiolani. In 1927, the County of Maui assumed financial responsibility for Malulani Hospital. In 1952, a new 140-bed Central Maui Memorial Hospital was opened. In 1966, operations were transferred to the State of Hawaii. In 1996, HHSC took over the administration of MMMC.

MMMC patient services include:

2003 FY:

Admissions	10,791
Births	1,656
ER Visits	19,588
Patient Days	58,500

2004 FY:

Admissions	11,025
Births	1,666
ER Visits	21,090
Patient Days	56,353

2005 FY:

Admissions	11,172
------------	--------

Births	1,672
ER Visits	22,732
Patient Days	53,353

2006 FY:

Admissions	11,282
Births	1,649
ER Visits	24,346
Patient Days	55,992

2007 FY:

Admissions	10,521
Births	1,835
ER Visits	26,686
Patient Days	54,101

2008 FY:

Admissions	10,520
Births	1,878
ER Visits	34,542
Patient Days	56,300

2009 FY:

Admissions	10,362
Births	1,903

ER Visits	33,314
Patient Days	55,997

Services include:

- Radiology, CT Scan, MRI, Ultrasound, Nuclear Medicine, Thallium Stress Treadmills, General Angiography and Interventional Procedures, Cardioversion, Ablations, EP Studies, Cardiac Catheterization, Pacemakers, ERCP, Stereotactic Mammography
- Cardiac and Intensive Care Unit, Progressive Care Unit
- Psychiatric Care – Adult and Adolescent
- Physical, Occupational, Recreational, and Speech Therapy
- Outpatient Surgery
- Acute Inpatient Dialysis
- Surgery & Post-Anesthesia Care Unit
- Obstetrics/Gynecology with childbirth education classes
- Cancer Center (medical oncology, radiation oncology)
- 24-Hour Emergency Care, Urgent Care
- Pharmacy
- Respiratory Therapy
- Pediatrics
- Telemetry
- EEG
- Laboratory – 24-hour services
- Echocardiography, Transesophageal echos, Treadmill stress tests
- Neurosurgery
- Cardiovascular Surgery
- Endoscopy
- Nutrition Services
- General Med/Surg

- Outpatient Observation Unit
- Wound/Ostomy Care
- Skilled Nursing Unit

**COMMUNITY-BASED FOUNDATION SUPPORT OF HHSC FACILITIES:
2003-2009**

Estimated Total Private Donations received by the Foundation

- 2003- \$361,718
- 2004 - \$474,652 (includes \$175K from sale of donated property)
- 2009 - \$750,560
- TOTAL - \$1,586,930

Estimated Total Fundraising Monies received by the Foundation

- 2003 - \$54,000
- 2004 - \$111,000
- 2009 - \$91,380
- TOTAL - \$256,380

Estimated Total Funding received by the Foundation from Private Grants Only

- 2003 - \$174,800
- 2004 - \$316,657
- 2009 - -0-
- TOTAL - \$491,457

Estimated Total Fundraising / Private Donations / Grant Funding:

- 2003 – 590,518
- 2004 – 902,309
- 2005 - \$900,000
- 2006 - \$900,000

- 2007 - \$320,000
- 2008 - \$711,767
- 2009 - \$842,390
- **TOTAL – \$5,166,984**

GRAND TOTAL 2003-2009 Foundation \$\$ to Benefit MMMC= \$5,166,984

VOLUNTEER SERVICES FY2003 – FY2009

- FY2003 Number of Active Volunteers: **60**
- FY2003 Number of Volunteer Hours Provided to the HHSC Facility:
12,500 volunteer hours
- FY2003 Volunteer Auxiliary Cash Contributions to the Facility: **\$44,257**

- FY2004 Number of Active Volunteers: **60**
- FY2004 Number of Volunteer Hours Provided to the HHSC Facility:
12,000 volunteer hours
- FY2004 Volunteer Auxiliary Cash Contributions to the Facility: **\$17,473**

- FY2005 Number of Active Volunteers: **55**
- FY2005 Number of Volunteer Hours Provided to the HHSC Facility:
10,000 volunteer hours
- FY2005 Volunteer Auxiliary Cash / Equipment Contributions to the
Facility: **\$71,000**

- FY2006 Number of Active Volunteers: **59**
- FY2006 Number of Volunteer Hours Provided to the HHSC Facility:
12,000 volunteer hours
- FY2006 Volunteer Auxiliary Cash / Equipment Contributions to the
Facility: **\$9,300**

- FY2007 Number of Active Volunteers: 66
- FY2007 Number of Volunteer Hours Provided to the HHSC Facility:
13,210 volunteer hours
- FY2006 Volunteer Auxiliary Cash / Equipment Contributions to the Facility: **\$13,218**
- FY2008 Number of Active Volunteers: **60**
- FY2008 Number of Volunteer Hours Provided to the HHSC Facility:
11,661 volunteer hours
- FY2008 Volunteer Auxiliary Cash / Equipment Contributions to the Facility: **\$18,107**
- FY2009 Number of Active Volunteers: **57**
- FY2009 Number of Volunteer Hours Provided to the HHSC Facility:
8,810 volunteer hours
- FY2009 Volunteer Auxiliary Cash / Equipment Contributions to the Facility: **\$19,000**
- (January – October 2009)

GRAND TOTAL 2003-2009 Auxiliary \$\$ to Benefit MMMC= \$192,355

KULA HOSPITAL

Kula Hospital began operations in 1909 as a tuberculosis facility. In 1936, Kula Sanatorium, with 200 beds for tuberculosis (TB) patients, became an addition to the hospital. By the 1960's, it began offering psychiatric care. Kula evolved into a long-term care facility during the early 1970's.

Kula Hospital has 113 licensed beds (5 acute/SNF swing care and 108 SNF/ICF) and employs 194.6 (FTE FY09) employees. Its patient services include:

- Critical Access Hospital services (acute and long term care)
- 24-hour emergency services
- Limited Acute Care

- Inpatient Skilled Nursing and Intermediate Care
- Developmentally Disabled Inpatient Services (ICF-MR)
- Alzheimer's and Dementia Care
- Family Practice Clinic Services
- Pharmacy Services
- Physical Therapy and Occupational Therapy Services
- Laboratory Services and Radiology Services
- Outpatient Clinic

2003 FY:

Admissions 211

Patient Days 38,849

2004 FY:

Admissions 172

Patient Days 37,725

2005 FY:

Admissions 98

Patient Days 37,401

2006 FY:

Admissions 93

Patient Days 38,200

2007 FY:

Admissions 72

Patient Days 38,158

2008 FY:

Admissions 131

Patient Days 38,571

ER Visits 1,813

2009 FY:

Admissions 140

Patient Days 38,079

ER Visits 1,743

VOLUNTEER SERVICES FY2002 – FY2009

- FY2002 Number of Active Volunteers: **56**
- FY2002 Number of Volunteer Hours Provided to the HHSC Facility:
6,850 volunteer hours
- FY2002 Volunteer Auxiliary Cash Contributions to the Facility: **\$26,500**

- FY2003 Number of Active Volunteers: **88**
- FY2003 Number of Volunteer Hours Provided to the HHSC Facility:
4,108 volunteer hours
- FY2003 Volunteer Auxiliary Cash Contributions to the Facility: **\$17,600**

- FY2004 Number of Active Volunteers: **27**

- FY2004 Number of Volunteer Hours Provided to the HHSC Facility:
6,100 volunteer hours
- FY2004 Volunteer Auxiliary Cash Contributions to the Facility: **\$16,000**
- FY2005 Number of Active Volunteers: **27**
- FY2005 Number of Volunteer Hours Provided to the HHSC Facility:
8,000 volunteer hours
- FY2005 Volunteer Auxiliary Cash / Equipment Contributions to the Facility: **\$25,000**
- FY2006 Number of Active Volunteers: **32**
- FY2006 Number of Volunteer Hours Provided to the HHSC Facility:
7,500 volunteer hours
- FY2006 Volunteer Auxiliary Cash / Equipment Contributions to the Facility: **\$26,200**
- FY2007 NA
- FY2008 Number of Active Volunteers: **50**
- FY2008 Number of Volunteer Hours Provided to the HHSC Facility:
6,000 volunteer hours
- FY2008 Volunteer Auxiliary Cash / Equipment Contributions to the Facility: **\$30,000**
- FY2009 Number of Active Volunteers: **30**
- FY2009 Number of Volunteer Hours Provided to the HHSC Facility:
6,174 volunteer hours
- FY2009 Volunteer Auxiliary Cash / Equipment Contributions to the Facility: **\$23,000**

GRAND TOTAL 2002-2009 Auxiliary \$\$ to Benefit the Facility= \$164,300

LANAI COMMUNITY HOSPITAL (LCH)

Lanai Community Hospital (LCH) is the only hospital on the island of Lanai. It was originally built in 1927. The facility's new physical plant was built in 1968 with funding from community donations, Dole Company, State of Hawaii grant, and Hill-Burton Federal funds. The hospital offers acute and long-term care. Lanai Community Hospital has 14 licensed acute care (4) and long-term care (10) beds (duo certification for SNF/ICF).

LCH has 32.7 employees (FTE FY09). LCH has averaged about 36 admissions annually, with 3,423 patient days; and 733 emergency room visits.

2003 FY:

Admissions	43
Patient Days	3,661
Births	3
ER Visits	506

2004 FY:

Admissions	38
Patient Days	3,551
Births	0
ER Visits	822

2005 FY:

Admissions	21
Patient Days	3,236
Births	0
ER Visits	793

2006 FY:

Admissions	38
Patient Days	2,990
Births	2
ER Visits	894

2007 FY:

Admissions	47
Patient Days	2,469
Births	2
ER Visits	984

2008 FY:

Admissions	40
Patient Days	3,510
Births	0
ER Visits	922

2009 FY:

Admissions	22
Patient Days	3,423
Births	1
ER Visits	773

Patient Services include:

- Critical Access Hospital Services (acute and long term care)
- 24-Hour Emergency Care

- Limited Laboratory and radiology Services
- Limited Acute Care
- Extended Care (long-term services)
- Hemo-dialysis Services on Lanai are now available.

VOLUNTEER SERVICES FY2002 – FY2009

- FY2002 Number of Active Volunteers: **54**
- FY2002 Number of Volunteer Hours Provided to the HHSC Facility: **1,715 volunteer hours**
- FY2002 Volunteer Auxiliary Cash Contributions to the Facility: **\$500**

- FY2003 Number of Active Volunteers: **26**
- FY2003 Number of Volunteer Hours Provided to the HHSC Facility: **1,750 volunteer hours**
- FY2003 Volunteer Auxiliary Cash Contributions to the Facility: **\$500**

- FY2004 Number of Active Volunteers: **26**
- FY2004 Number of Volunteer Hours Provided to the HHSC Facility: **1,750 volunteer hours**
- FY2004 Volunteer Auxiliary Cash Contributions to the Facility: **\$500**

- FY2005 Number of Active Volunteers: **26**
- FY2005 Number of Volunteer Hours Provided to the HHSC Facility: **1,900 volunteer hours**
- FY2005 Volunteer Auxiliary Cash / Equipment Contributions to the Facility: **\$3,000**

- FY2006 Number of Active Volunteers: **26**

- FY2006 Number of Volunteer Hours Provided to the HHSC Facility: **1,900 volunteer hours**
- FY2006 Volunteer Auxiliary Cash / Equipment Contributions to the Facility: **\$2,500**
- FY2007 NA
- FY2008 Number of Active Volunteers: **1**
- FY2008 Number of Volunteer Hours Provided to the HHSC Facility: **118.30 volunteer hours**
- FY2008 Volunteer Auxiliary Cash / Equipment Contributions to the Facility: **\$0**
- FY2009 Number of Active Volunteers: **2**
- FY2009 Number of Volunteer Hours Provided to the HHSC Facility: **6.5 volunteer hours**
- FY2009 Volunteer Auxiliary Cash / Equipment Contributions to the Facility: **\$-0-**

GRAND TOTAL 2002-2009 Auxiliary \$\$ to Benefit the Facility= \$7,000

Maui Region Foundation Supporting HHSC Hospitals

Background / Contact Information

Maui Memorial Medical Center (MMMC) Foundation

This foundation was formed in 1996 and opened a foundation office in 1999. It is a support foundation with a nonprofit status to support the master plan for development, scholarship funding and the purchase of state-of-the-art equipment.

MMC is Maui's acute care facility, serving everyone. It is here for the generations to follow. Your support will ensure a safe and healthy future for us all. MAHALO!

Foundation President:
Fran Peart Mitsumura

Foundation Executive Director:
Lani Correa (lc Correa@hhsc.org) 808-242-2632

Contact information:

Maui Foundation (www.MauiFoundation.org)
285 Mahalani Street, Suite 25
Wailuku, Maui, HI 96793
Tel: 808-242-2632 Fax: 808-242-2633

WEST HAWAII REGION

INDEX

West Hawaii Region Hospitals

Kohala Hospital - 2

Service Profile

Foundation, Auxiliary and Community-Based Volunteer Programs - 3

Kona Community Hospital - 6

Service Profile

Foundation, Auxiliary and Community-Based Volunteer Programs - 90

West Hawaii Region Foundations - 12

WEST HAWAII REGION

KOHALA HOSPITAL

Kohala Hospital, located in the rural town of Kapaau (North Kohala), opened its doors to patients on April 1, 1917. At that time, it was a 14-bed facility. Miss Mina Robinson, a medical, surgical and maternity nurse, arrived from Australia to "take charge" of the hospital. The cost of hospitalization at that time was \$1.50 per day. In 1962, Kohala Hospital was relocated into a new lava rock and hollow tile structure consisting of 26 inpatient beds providing both long-term and short-term acute care. Today, Kohala Hospital employs 54.95 employees (FTE FY09), has 28 licensed beds (4 acute and 24 long-term care), and provides the following services:

Critical Access Hospital (CAH)

- 24-Hour Emergency Care
- Inpatient and Outpatient Clinical Laboratory and X-Ray Services
- Medical Acute and Skilled Nursing Inpatient Care
- Long-Term Care (Skilled Nursing and Intermediate Care)

2003 FY:

- Admissions: 55
- Patient Days: 8,343
- ER Visits: 952

2004 FY:

- Number of Admissions: 57
- Patient Days: 8,707
- ER Visits: 972

2005 FY:

- Number of Admissions: 63
- Patient Days: 9,616
- Emergency Visits: 923

2006 FY:

- Number of Admissions: 55
- Patient Days: 9,715
- Emergency Visits: 1,130

2007 FY:

- Number of Admissions: 53
- Patient Days: 9,249
- Emergency Visits: 1,384

2008 FY:

- Number of Admissions: 54
- Patient Days: 9,180
- Emergency Visits: 1,583

2009 FY:

- Number of Admissions: 25
- Patient Days: 9,399
- Emergency Visits: 1,786

COMMUNITY-BASED FOUNDATION SUPPORT OF HHSC FACILITIES:

FY 2003 - 2009

Estimated Total Private Donations received by the Foundation

- 2003 - \$9,082

- 2004 - \$31,300
- 2009 - \$23,181
- TOTAL - \$63,563

Estimated Total Fundraising Monies received by the Foundation

- 2003 - \$11,500
- 2004 - \$14,900
- 2009 - \$57,382
- TOTAL - \$83,782

Estimated Total Funding received by the Foundation from Federal/State/Private Grants

- 2003 - \$-0-
- 2004 - \$3,000
- 2005 - na
- 2006 - \$52,000
- 2009 - \$49,500
- TOTAL - \$104,500

Estimated Total Funding received by the Foundation from Donations, Fundraising, Federal/State/Private Grants

- 2003 – 20,582
- 2004 – 49,200
- 2005 – na
- 2006 – 52,000
- 2007- \$35,000
- 2008 - \$108,726

- 2009 – \$130,063

TOTAL - \$395,571

**GRAND TOTAL 2003-2009 Foundation \$\$ to Benefit Kohala Hospital=
\$395,571**

VOLUNTEER SERVICES FY2003 – FY2009

- FY2002 Number of Active Volunteers: **21**
- FY2002 Number of Volunteer Hours Provided to the HHSC Facility:
1,700 volunteer hours
- FY2002 Volunteer Auxiliary Cash Contributions to the Facility: **\$4,385**

- FY2003 Number of Active Volunteers: **21**
- FY2003 Number of Volunteer Hours Provided to the HHSC Facility:
1,700 volunteer hours
- FY2003 Volunteer Auxiliary Cash Contributions to the Facility: **\$8,380**

- FY2004 Number of Active Volunteers: **22**
- FY2004 Number of Volunteer Hours Provided to the HHSC Facility:
1,900 volunteer hours
- FY2004 Volunteer Auxiliary Cash Contributions to the Facility: **\$23,013**

- FY2005 Number of Active Volunteers: **20**
- FY2005 Number of Volunteer Hours Provided to the HHSC Facility:
2,415 volunteer hours
- FY2005 Volunteer Auxiliary Cash / Equipment Contributions to the
Facility: **\$22,000**

- FY2006 Number of Active Volunteers: **20**

- FY2006 Number of Volunteer Hours Provided to the HHSC Facility: **3,500 volunteer hours**
- FY2006 Volunteer Auxiliary Cash / Equipment Contributions to the Facility: **\$8,900**
- FY2007 Number of Active Volunteer: 6
- FY2007 Number of Volunteer Hours Provided to the HHSC Facility: **1,528 volunteer hours**
- FY2007 Volunteer Auxiliary Cash / Equipment Contributions to the Facility: **\$13,063**
- FY2008 Number of Active Volunteers: 8
- FY2008 Number of Volunteer Hours Provided to the HHSC Facility: **1,137 volunteer hours**
- FY2008 Volunteer Auxiliary Cash / Equipment Contributions to the Facility: **\$ 25,249**
- FY2009 Number of Active Volunteers: 8
- FY2009 Number of Volunteer Hours Provided to the HHSC Facility: **1,699 volunteer hours**
- FY2009 Volunteer Auxiliary Cash / Equipment Contributions to the Facility: **\$6,065**

GRAND TOTAL 2002-2009 Auxiliary \$\$ to Benefit the Facility= \$111,065

KONA COMMUNITY HOSPITAL

Kona Community Hospital (KCH), the primary health care facility serving West Hawaii, is a 94-bed full service medical center; 33 beds Medical Surgical acute; 34 beds Skilled Nursing/Long Term Care; 7 beds Obstetrics; 11 beds behavioral health unit; and, a 9 bed intensive care unit. It is located in Kealahou, Kona, and 18 miles south of Kona International Airport. The hospital has expanded considerably from its initial wooden structure with 52 beds built in 1941. It is currently housed in a three-story structure constructed in 1975.

This facility employs 391.85 (FTE FY09) employees. There are 61 active medical staff members representing a wide variety of medical specialties. Patient services include:

2003 FY:

Admissions	3,537
Births	480
ER Visits	11,719
Patient Days	26,171

2004 FY:

Admissions	3,634
Births	508
ER Visits	12,180
Patient Days	24,224

2005 FY:

Admissions	3,622
Births	446
ER Visits	13,182
Patient Days	24,357

2006 FY:

Admissions	3,745
Births	504
ER Visits	14,367
Patient Days	24,830

2007 FY:

Admissions	3,375
Births	558
Patient Days	25,212
Emergency Visits	15,950

2008 FY:

Admissions	3,944
Births	564
Patient Days	27,262
Emergency Visits	18,735

2009 FY:

Admissions	3,222
Births	583
Patient Days	22,783
Emergency Visits	18,409

Services include:

- 24-hour Emergency Room
- Inpatient & Outpatient Surgery
- Long-Term Care / Skilled Nursing
- Acute Inpatient Care (Obstetrics/Gynecology, Medical/Surgical, Intensive Care, Behavioral Health, Skilled Nursing/Long Term Care)
- Outpatient Nursing Services (Chemotherapy)
- Rehabilitation Services (PT, OT, Respiratory Therapy, Speech Therapy)
- Pharmacy
- Laboratory and Pathology Services

- Imaging Center (MRI, 16-slice CT Scan, Ultrasound, Echocardiogram, Nuclear Medicine)
- Cardiology
- Radiation Therapy (April 2005)
- Physician Specialties (General Surgery, Internal Medicine, Cardiology, Medical Oncology, Radiation Oncology, Pediatrics, OB/GYN, Urology, ENT, Ophthalmology, Plastic Surgery, Orthopedics, Psychiatry, Gastroenterology)
- Current annual workload consists of over 3,000 acute inpatient admissions, over 500 births, and over 17,000 emergency room visits.

COMMUNITY-BASED FOUNDATION SUPPORT OF HHSC FACILITIES: 2003-2009

Estimated Total Private Donations received by the Foundation

- 2003 - \$ 341,350
- 2004 - \$ 324,682
- 2009 - \$145,000
- TOTAL - \$811,032

Estimated Total Fundraising Monies received by the Foundation

- 2003 - \$160,615
- 2004 - \$183,052
- 2009 – \$230,000
- TOTAL - \$573,667

Estimated Total Funding received by the Foundation from Federal/State/Private Grants

- 2003 -\$214,713
- 2004 - \$ 75,000
- 2009 - \$163,000
- TOTAL - \$452,713

Estimated Total Fundraising / Private Donations / Grant Funding:

- 2003 – 716,678
- 2004 – 582,734
- 2005 - \$200,000
- 2006 - \$375,000
- 2007 - \$500,000
- 2008 - \$613,000
- 2009 - \$538,000

TOTAL - \$3,525,412

GRAND TOTAL 2003-2009 Foundation \$\$ to Benefit KCH = \$3,525,412

VOLUNTEER SERVICES FY2003 – FY2009

- FY2003 Number of Active Volunteers: **71**
- FY2003 Number of Volunteer Hours Provided to the HHSC Facility:
10,000 volunteer hours
- FY2003 Volunteer Auxiliary Cash Contributions to the Facility: **\$41,365**

- FY2004 Number of Active Volunteers: **71**
- FY2004 Number of Volunteer Hours Provided to the HHSC Facility:
10,120 volunteer hours
- FY2004 Volunteer Auxiliary Cash Contributions to the Facility: **\$45,565**

- FY2005 Number of Active Volunteers: **80**
- FY2005 Number of Volunteer Hours Provided to the HHSC Facility:
4,630 volunteer hours
- FY2005 Volunteer Auxiliary Cash / Equipment Contributions to the
Facility: **\$20,200**

- FY2006 Number of Active Volunteers: **100**
- FY2006 Number of Volunteer Hours Provided to the HHSC Facility: **4,630 volunteer hours**
- FY2006 Volunteer Auxiliary Cash / Equipment Contributions to the Facility: **\$2,500**
- FY2007 Number of Active Volunteers: **135**
- FY2007 Number of Volunteer Hours Provided to the HHSC Facility: **8,250 volunteer hours**
- FY2007 Volunteer Auxiliary Cash / Equipment Contributions to the Facility: **\$ 0**
- FY2008 Number of Active Volunteers: na
- FY2008 Number of Volunteer Hours Provided to the HHSC Facility: na **volunteer hours**
- FY2008 Volunteer Auxiliary Cash / Equipment Contributions to the Facility: **\$ na**
- FY2009 Number of Active Volunteers: na
- FY2009 Number of Volunteer Hours Provided to the HHSC Facility: na **volunteer hours**
- FY2009 Volunteer Auxiliary Cash / Equipment Contributions to the Facility: **\$ na**

GRAND TOTAL 2003-2009 Auxiliary \$\$ to Benefit the Facility= \$109,630

West Hawaii Region Foundations Supporting HHSC Hospitals

Background / Contact Information

Kona Community Hospital Foundation

This foundation was established in 1984 for the purpose of providing means, equipment and facilities for the use by and benefit of Kona Community Hospital. Since its inception it has provided over a million dollars in equipment and facilities to the hospital. It is managed by a five-member board that is completely separate from the management of the hospital.

Well into the second decade of operation we are very proud of our participation in the modernization and future of Kona Community Hospital. Kona Hospital is a tremendous asset to our community and we enjoy providing support to its reinvention and growth. Your participation is most appreciated and does make a significant difference.

Foundation President:
James Higgins

Foundation Development Assistance and Administration:
Carol Mountcastle cmountcastle@hhsc.org 808-322-4587
Stephanie Kinsey skinsey@hhsc.org 808-322-4578

Contact information:

Kona Hospital Foundation
79-1019 Haukapila Street
Kealahou, HI 96750
Tel: 808-322-9311 Fax: 808-322-4488

Kohala Hospital Charitable Foundation

This foundation was established in 2003, to provide assistance to Kohala Hospital, its programs, facilities, staff and patients. It supports the hospital by

purchasing equipment, renovating facilities, assisting in education and outreach programs, and aiding other hospital programs or activities.

Foundation President:
Tommy Tinker

Foundation Vice President:
Alan Axelrod

Contact information:
Kohala Hospital Charitable Foundation
P.O. Box 430
Kapaau, HI 96755
Tel: 808-889-7905

EAST HAWAII REGION

INDEX

East Hawaii Region Hospitals

Hilo Medical Center - 2

Service Profile

Foundation, Auxiliary and Community-based Volunteer Programs - 6

Hale Ho'ola Hamakua - 8

Service Profile

Auxiliary and Community-based Volunteer Programs - 10

Ka'u Hospital - 12

Service Profile

Foundation, Auxiliary and Community-based Volunteer Programs - 14

East Hawaii Region Foundations - 16

EAST HAWAII REGION

HILO MEDICAL CENTER (HMC)

Hilo Medical Center (HMC) is the largest facility in the Hawaii Health Systems Corporation. Established in 1897, HMC has grown from a 10-bed hospital, created by the Hawaiian Government, to the present facility of 272-licensed beds, consisting of 138 acute and 22 skilled nursing licensed beds including a 20-bed psychiatric unit, a separate 112-bed licensed extended care facility and an accredited home care agency. Built in 1984, the facility sits on roughly 20.5 acres of land, next to the new 95-bed Yukio Okutsu Veterans Home, Hawaii's first State Veterans Home, and the previous site of the "old hospital". Today, HMC is the largest employer in Hilo, with 912.24(FTE, FY09) employees.

Also on campus are Hawaii Pacific Oncology Center, Liberty Dialysis and the Veteran's Administration (VA) Community-Based Outpatient Clinic. Other off-campus clinics also under Hilo Medical Center include Surgery, Cardiology Neurology and Urology. Efforts by our Medical Group Practice Director and Medical Staff Office to recruit physicians in general and specialty areas are underway and ongoing. In addition, Hilo Medical Center is exploring possibilities of recruiting hospitalists in Long-Term Care, Behavior Health, Obstetrics and Neonatology.

This past fiscal year, HMC had 8,139 admissions. In addition, HMC delivered 1,160 babies, and had 35,063 emergency visits (second busiest in the State, after Queens Medical Center on Oahu).

Programs and Services

2003 FY

- Admissions 7,055
- Births 1,008
- ER Visits 21,564
- Patient Days 82,217

2004 FY

- Admissions 7,211

- Births 1,076
- ER Visits 22,769
- Patient Days 79,768

2005 FY

- Admissions 7,433
- Births 1,106
- ER Visits 23,762
- Patient Days 82,008

2006 FY

- Admissions 7,211
- Births 1,063
- ER Visits 23,676
- Patient Days 87,703

2007 FY

- Admissions 8,797
- Births 1,177
- ER Visits 32,128
- Patient Days 90,078

2008 FY

- Admissions 7,944
- Births 1,170
- ER Visits 31,557
- Patient Days 85,593

2009 FY

- Admissions 8,139
- Births 1,160
- ER Visits 35,063
- Patient Days 80,698

Patient services include:

- 24-Hour Physician-Staffed Emergency Care
- Intensive and Cardiac Critical Care, Echocardiography, Thallium Stress Treadmills, Pacemakers, Cardiac Telemetry
- Hospitalist Services
- Intensivist
- Acute Inpatient Dialysis
- Bronchoscopy
- Obstetrics with Childbirth Education Classes, Labor and Delivery, and Post-partum Services
- Gynecology
- Pediatrics
- Adult Psychiatric Care
- General Radiology
- Urology
- Neurology
- Angiography and Interventional Radiology
- Telemedicine, including Teleradiology
- Surgical Services—Same Day Surgery, Post-Anesthesia Care, and Special Procedures
- Subspecialty Surgery Services—Vascular Surgical Services (Open and Endo-), Orthopedics, Ophthalmology, Otorhinolaryngology, Urology
- Physiatry
- Skilled Nursing and Long Term Care Facilities

- Wound and Ostomy Services
- Endoscopy, including ERCP
- Outpatient Surgery Clinic
- Hawaii Pacific Oncology Center—Medical and Radiation Oncology
- In-Patient Pharmacy
- EEG
- 24 hour CAP-Accredited Pathology Laboratory and Blood Bank Services
- Food and Nutrition Services and Counseling
- Home Healthcare
- 32 Multi-Slice CT Scanner, MRI, Ultrasound, Nuclear Medicine
- Rehab Services-Physical, Occupational, Speech, and Recreational Therapies
- Respiratory Therapy
- Social Services

HMC's strategy to continue meeting our region's health care needs is to expand and enhance services. One of the brightest spots in East Hawaii and perhaps our the entire state is the November 2007 dedication of the Yukio Okutsu Veterans Home, Hawaii's first State Veterans Home. This 95-bed Veterans nursing home and day health center honors Hawaii's veterans with an attention to detail in the design, architecture, color scheme and layout. The home offers many amenities such as private and specially designed semi-private rooms, wide hallways accented with archways, central air conditioning and a number of common areas for residents to visit with friends and family. Avalon Health Care has been named as the management company in charge of the home's daily operations.

The Emergency Department Expansion and Renovation Project began in February 2007 and is slated for completion in 2008. The project will add a nursing station, increase the number of exam rooms from 14 to 28, and the expand the Emergency Department area from over 7,000 sq. ft. to over 11,000 sq. ft. The additional space will provide patients more privacy and comfort. Last year, over 32,000 patients visited our Emergency Department, which was originally built to handle 11,000 visitors per year.

In September 2007, HMC's Emergency Department launched the Electronic Medical Record system – HHSC's first. Prior to the launch, Emergency Department physicians and staff, as well as, staff from Laboratory, Radiology, Respiratory Therapy, and Patient Services participated in months of training and preparation.

In the year ahead, Hilo Medical Center's priorities will be focusing on: initiating the Family Practice Residency Program/Rural Health Training Program in collaboration with the University of Hawaii at Manoa John A. Burns School of Medicine; replacing or renovating and expanding the 112-bed Extended Care Facility to a 200-bed facility; retaining and recruiting physicians; establishing a Cardiovascular Service Line; achieving a Level 2 Neonatal Intensive Care Unit; and creating a Human Patient Simulation Unit for training and advanced education.

COMMUNITY-BASED FOUNDATION SUPPORT OF EAST HAWAII REGION FACILITIES: FY2003-2009

Estimated Total Fundraising, Private Donations, Grant Funding:

- 2002 – 2003 - \$662,754
- 2003 – 2004 - na
- 2004 – 2005 - \$1,631,653
- 2005 – 2006 - \$215,980
- 2006 – 2007 - \$188,909
- 2007 – 2008 - \$811,197

- 2008 – 2009 – \$316,258
 - Fundraising monies received by the Foundation \$55,502
 - Contributions received by the Foundation \$260,756

GRAND TOTAL 2003-2009 Foundation \$\$ to Benefit HMC = \$3,826,751

VOLUNTEER SERVICES FY2003 – FY2009

- FY2003 Number of Active Volunteers: **100**
- FY2003 Number of Volunteer Hours Provided to the HHSC Facility: **24,300 volunteer hours**
- FY2003 Volunteer Auxiliary Cash Contributions to the Facility: **\$15,000 - \$30,000 annually**

- FY2004 Number of Active Volunteers: **100**
 - FY2004 Number of Volunteer Hours Provided to the HHSC Facility: **27,100 volunteer hours**
 - FY2004 Volunteer Auxiliary Cash Contributions to the Facility: **\$15,000 - \$30,000 annually**
-
- FY2005 Number of Active Volunteers: **100**
 - FY2005 Number of Volunteer Hours Provided to the HHSC Facility: **26,000 volunteer hours**
 - FY2005 Volunteer Auxiliary Cash / Equipment Contributions to the Facility: **\$15,000 - \$30,000**
-
- FY2006 Number of Active Volunteers: **100**
 - FY2006 Number of Volunteer Hours Provided to the HHSC Facility: **23,000 volunteer hours**
 - FY2006 Volunteer Auxiliary Cash / Equipment Contributions to the Facility: **\$39,000**
-
- FY2007 Number of Active Volunteers: average of **96** volunteers per month
 - FY2007 Number of Volunteer Hours Provided to the HHSC Facility: **20,424** volunteer hours
 - FY2007 Volunteer Auxiliary Cash / Equipment Contributions to the Facility: **\$60,000**
-
- FY2008 Number of Active Volunteers: average of **90** volunteers per month
 - FY2008 Number of Volunteer Hours Provided to the HHSC Facility: **19,549** volunteer hours
 - FY2008 Volunteer Auxiliary Cash / Equipment Contributions to the Facility: **\$0**

- FY2009 Number of Active Volunteers: average of **90** volunteers per month
- FY2009 Number of Volunteer Hours Provided to the HHSC Facility: **19,549** volunteer hours
- FY2009 Volunteer Auxiliary Cash / Equipment Contributions to the Facility: \$-0-

GRAND TOTAL 2003-2009 Auxiliary \$\$ to benefit HMC = \$174,000+

HALE HO'OLA HAMAKUA (HHH)

Hale Ho'ola Hamakua (HHH), originally known as Honoka'a Hospital, has served the healthcare needs of the communities of Hamakua, North Hawaii and South Kohala since 1951. In November 1995, a new fifty-bed (50) facility was opened above the old hospital, to provide long-term-care services. The facility was renamed Hale Ho'ola Hamakua (Haven of Wellness in Hamakua) in 1997 to reflect its new focus.

HHH employs a staff of 90.39 (FTE, FY09) of which a significant number are residents of the area who were former employees or related to employees of the Hamakua Sugar Company that phased out in 1994. The Hamakua Sugar Company Infirmary, which became the Hamakua Health Center, provides primary care and behavioral health services to the community in a building owned and leased from HHH.

The greater part of the "old" Honokaa Hospital building is being leased to the University of Hawaii-Hilo for the North Hawaii Education and Research Center (NHERC), a project providing college, vocational, and special interest courses in North Hawaii. It will also function as a base for offsite distance learning for the university to all parts of the State. One of the goals for NHERC is to offer Certified Nurse Aide classes at least twice per year and incorporate a Licensed Practical Nurse Program with the Hawaii Community College using HHH as one of several clinical sites. The nursing programs will assist with the staffing the health facilities and community health services in the North Hawaii area.

HHH was converted as a Critical Access Hospital on November 2005, which resulted in bed configuration changes and the provision of new Emergency Room (ER) and expanded ancillary services.

Services provided by HHH include:

- 4 Acute/SNF Swing Beds
- 46 Long Term Care (ICF/SNF) Beds
- Emergency Room Services, 24hours/7 days per week, on call within 30 minute
- Inpatient Physical Therapy
- Inpatient Occupational Therapy
- Inpatient Speech Therapy
- Inpatient Social Services
- Inpatient and Outpatient Laboratory services
- Inpatient and Outpatient X-Ray services
- Inpatient Dietary /Food Services
- Auxiliary and Community Volunteer Services

2003 FY:

Admissions	62
Patient Days	17,201

2004 FY:

Admissions	82
Patient Days	17,038

2005 FY

Admissions	96
Patient Days	16,988

2006 FY:

Admissions	115
------------	-----

Patient Days	17,478
--------------	--------

2007 FY:

Admissions	72
Patient Days	16,735
ER Visits	1,081

2008 FY:

Admissions	84
Patient Days	17,240
ER Visits	1,184

2009 FY:

Admissions	76
Patient Days	16,540
ER Visits	1,223

VOLUNTEER SERVICES FY2003 – FY2009

- FY2003 Number of Active Volunteers: **29**
- FY2003 Number of Volunteer Hours Provided to the HHSC Facility:
9,096 volunteer hours
- FY2003 Volunteer Auxiliary Cash Contributions to the Facility: **\$2,500**

- FY2004 Number of Active Volunteers: **29**
- FY2004 Number of Volunteer Hours Provided to the HHSC Facility:
9,983 volunteer hours
- FY2004 Volunteer Auxiliary Cash Contributions to the Facility: **\$2,500**

- FY2005 Number of Active Volunteers: **38**
- FY2005 Number of Volunteer Hours Provided to the HHSC Facility: **12,000 volunteer hours**
- FY2005 Volunteer Auxiliary Cash / Equipment Contributions to the Facility: **\$4,000**

- FY2006 Number of Active Volunteers: **29**
- FY2006 Number of Volunteer Hours Provided to the HHSC Facility: **10,000 volunteer hours**
- FY2006 Volunteer Auxiliary Cash / Equipment Contributions to the Facility: **\$3,700**

- FY2007 Number of Active Volunteers: **28**
- FY2007 Number of Volunteer Hours Provided to the HHSC Facility: **9,000 volunteer hours**
- FY2007 Volunteer Auxiliary Cash / Equipment Contributions to the Facility: **\$3,421**

- FY2008 Number of Active Volunteers: **21**
- FY2008 Number of Volunteer Hours Provided to the HHSC Facility: **3,678 volunteer hours**
- FY2008 Volunteer Auxiliary Cash / Equipment Contributions to the Facility: **\$1,482**

- FY2009 Number of Active Volunteers: **27**
- FY2009 Number of Volunteer Hours Provided to the HHSC Facility: **3,042 volunteer hours**
- FY2009 Volunteer Auxiliary Cash / Equipment Contributions to the Facility: **\$1,100**

GRAND TOTAL 2003-2009 Auxiliary \$\$ to Benefit HHH = \$18,703

KA'U HOSPITAL

Ka'u Hospital, in Pahala, is a 21-bed facility with 16 long-term care beds and 5 acute beds with 53.6 employees (FTE, FY09). It also operates a 24 hour 7 day a week Emergency Department. Replacing the last sugar plantation hospital on the island, Ka'u Hospital was built in 1971 to serve the needs of a vast rural area. There are no other hospitals within a 55-mile radius in any direction. As of July 2001, Ka'u Hospital was designated as a CAH (Critical Access Hospital). This is a federal designation given to small hospitals that provide essential emergency and acute services in remote areas to assist them with the financial burdens associated with their size and isolation. Adding to the spectrum of services provided by Ka'u Hospital, a Medicare certified Rural Health Clinic was established on the hospital campus in September of 2003.

The people of Ka'u truly support their hospital. Their partnership of volunteerism and fundraising has enabled Ka'u Hospital to make many improvements in appearance, functionality and medical equipment that the hospital would be unable to fund on its own. It is a true community hospital where staff work toward being the very best they can be for the people of Ka'u. Demand for services, particularly emergency services and long-term care has been growing steadily. Long-term care beds have been 100 percent occupied for the past two fiscal years with some patients waitlisted in our acute beds.

Programs and Services

2003 FY

Admissions	32
ER Visits	1,437
Patient Days	6,068

2004 FY

Admissions	47
ER Visits	1,237
Patient Days	5,912

2005 FY

Admissions	85
------------	----

ER Visits	1,364
Patient Days	5,925

2006 FY

Admissions	56
ER Visits	1,568
Patient Days	6,276

2007 FY

Admissions	34
ER Visits	2,079
Patient Days	6,888

2008 FY

Admissions	20
ER Visits	2,416
Patient Days	6,352

2009 FY

Admissions	27
ER Visits	2,321
Patient Days	5,789

Services include:

- 24-hour Emergency Services
- Acute Care
- Intermediate and Skilled level care
- Adult Day Health Services Program
- Radiology - inpatient and outpatient

- Rehab Services – Physical, Occupational, and Speech Therapy
- Laboratory services
- Rural Health Clinic provides primary care including:
 - Family Practice
 - Internal Medicine
 - Geriatric Medicine
 - Outpatient laboratory and pharmacy services on campus

**COMMUNITY- BASED FOUNDATION SUPPORT OF HHSC FACILITIES:
FY2003 - 2009**

Estimated Total Fundraising, Private Donations, Grant Funding:

- 2003 – na
- 2004: \$12,000
- 2005 - \$ 3,100
- 2006 - \$15,000
- 2007 - \$30,000
- 2008 - \$108,000
- 2009 - \$107,052
 - Fundraising \$26,894
 - Private Donations \$64,408
 - Federal/State/Private Grants \$15,750

GRAND TOTAL 2003 - 2009 Foundation \$\$ to Benefit Ka`u = \$275,152

VOLUNTEER SERVICES FY2003 – FY2009

- FY2003 Number of Active Volunteers: 3

- FY2003 Number of Volunteer Hours Provided to the HHSC Facility:
1,600 volunteer hours
- FY2003 Volunteer Auxiliary Cash Contributions to the Facility: **\$1,000**
- FY2004 Number of Active Volunteers: **17**
- FY2004 Number of Volunteer Hours Provided to the HHSC Facility:
1,500 volunteer hours
- FY2004 Volunteer Auxiliary Cash Contributions to the Facility: **\$7,074**
- FY2005 Number of Active Volunteers: **52**
- FY2005 Number of Volunteer Hours Provided to the HHSC Facility:
1,620 volunteer hours
- FY2005 Volunteer Auxiliary Cash / Equipment Contributions to the Facility: **\$8,000**
- FY2006 Number of Active Volunteers: **10**
- FY2006 Number of Volunteer Hours Provided to the HHSC Facility:
1,810 volunteer hours
- FY2006 Volunteer Auxiliary Cash / Equipment Contributions to the Facility: **\$20,050**
- FY2007 Number of Active Volunteers: **15**
- FY2007 Number of Volunteer Hours Provided to the HHSC Facility:
1,400 volunteer hours
- FY2007 Volunteer Auxiliary Cash / Equipment Contributions to the Facility: **Funds raised given to the Ka'u Charitable Foundation**
- FY2008 Number of Active Volunteers: **25**
- FY2008 Number of Volunteer Hours Provided to the HHSC Facility:
2,811 volunteer hours

- FY2008 Volunteer Auxiliary Cash / Equipment Contributions to the Facility: Auxiliary joined Ka'u Charitable Foundation.
- FY2009 Number of Active Volunteers: **13**
- FY2009 Number of Volunteer Hours Provided to the HHSC Facility: **2,028 volunteer hours**
- FY2009 Volunteer Auxiliary Cash / Equipment Contributions to the Facility: Auxiliary joined Ka'u Charitable Foundation. Funds raised given to the Ka'u Charitable Foundation

GRAND TOTAL 2003-2006 Auxiliary \$\$ to Benefit KH = \$36,124
Beginning FY2008 funds are given to the Foundation.

East Hawaii Region Foundations Supporting HHSC Hospitals Background / Contact Information

Hilo Medical Center Foundation

Founded in 1995, the Foundation supports the healthcare of the community and its visitors by assisting Hilo Medical Center (HMC) through volunteerism, community education, and financial support. With no private hospitals in the East Hawaii region, HMC is truly a community institution with quality of facilities and services dependant upon both psychological and financial community support. We view our mission as attempting to enhance that support.

Foundation President: Monica Mallick

Foundation Administrator: Lori Rogers
lrogers@hhsc.org: 808- 935-2957

Contact information:
Hilo Medical Center Foundation
1190 Waianuenue Avenue, Box 629
Hilo, HI 96720
Tel: 808-935-2957 Fax: 808-974-4746

Ka'u Hospital Charitable Foundation

Ka'u Hospital Charitable Foundation was created to raise funds for the benefit of Ka'u Hospital in order to supplement the financial resources available to it through the hospital's own revenue (which comes from income, shared resources from other HHSC facilities, and any monies granted by the State.) Funds raised are used to enhance the quality of care provided by Ka'u Hospital through improvements in the facility, medical equipment, and training of staff.

Foundation President/Director: Marge Elwell
Bradley Westervelt (Beginning December 2009)

Foundation Vice President/Director: Israel Gorali

Contact information:
Ka'u Hospital Foundation
P.O. Box 773
Pahala, HI 96777
Tel: 808-928-2959 Fax: 808-928-8980

Nine Foundations Supporting HHSC Hospitals

During the years FY 2003 – 2009, HHSC Foundations have collectively raised \$13,196,617 for HHSC healthcare facilities through monies received from donations, fundraising activities and government and private grants. A breakout of money raised for HHSC hospitals is provided in the sections related to each facility that has a Foundation.

Kauai Veterans Memorial Hospital (KVMH) Foundation

KVMH Foundation
Kauai Veterans Memorial Hospital
4643 Waimea Canyon Road, Waimea, Kauai, HI 96796
TEL: 808-338-9431 FAX: 808-338-9420

Samuel Mahelona Memorial Hospital (SMMH) Foundation

SMMH Foundation
Samuel Mahelona Memorial Hospital
4800 Kawaihau Road, Kapaa, Kauai, HI 96746
Tel: 808-822-4961 Fax: 808-822-5781

Maui Memorial Medical Center (MMMC) Foundation

MMMC Foundation (www.MauiFoundation.org)
285 Mahalani Street, Suite 25, Wailuku, Maui, HI 96793
Tel: 808-242-2632 Fax: 808-242-2633

Kona Community Hospital Foundation

KCH Foundation
79-1019 Haukapila Street, Kealahakua, HI 96750
Tel: 808-322-9311 Fax: 808-322-4488

Hilo Medical Center Foundation

HMC Foundation
1190 Waianuenue Avenue, Box 629, Hilo, HI 96720
Tel: 808-935-2957 Fax: 808-974-4746

Kohala Hospital Charitable Foundation

Kohala Hospital Charitable Foundation
P. O. Box 430
Kapaau, HI 96755
Tel: 808-889-7905

Ka`u Hospital Charitable Foundation

Ka`u Hospital Foundation
Ka`u Hospital
1 Kamani Street
P.O. Box 40, Pahala, HI 96777
Tel: 808-928-2959 Fax: 808-928-8980

Leahi & Maluhia Foundation

Leahi-Maluhia Foundation
Maluhia
1027 Hala Drive, Honolulu, HI 96817
Tel: 808-832-6149 Fax: 808-832-3039

Hawaii Health Systems Foundation

Hawaii Health Systems Foundation
Hawaii Health Systems Corporation
3675 Kilauea Avenue, Honolulu, HI 96816
Tel: 808-733-4020 Fax: 808-733-4028

**HHSC Hospital Auxiliaries and
Community-Based Volunteer Programs
Supporting HHSC Community Hospitals
FY 2003 – FY 2009**

- During the years FY2003 – FY2009, HHSC healthcare facilities have benefited from the outstanding, dedicated service of community-based “Hospital Auxiliaries” comprised of more than 5,230 individual and group volunteers system-wide.
- These Volunteers have provided more than 805,450 hours of direct service to their respective HHSC community hospital. That is the equivalent of over 100,680 workdays.
- These Hospital Auxiliary volunteers have contributed through their work in the 12 HHSC healthcare facilities, and more than \$1,764,860 in cash and in-kind donations of supplies, equipment and services.