



HAWAII HEALTH SYSTEMS
C O R P O R A T I O N

"Touching Lives Everyday"

July 26, 2007

B-07-015


The Honorable Colleen Hanabusa
Senate President
The Senate
Hawaii State Capitol, Room 003
Honolulu, Hawaii 96813

Dear Madame President:

In accordance to Act 178, SLH 2005, Section 160, the Hawaii Health Systems Corporation submits the reports on the certification of losses under the state plan amendment for the quarter ending June 30, 2007.

Should you have any questions, please call Kelley C. Roberson, Chief Operating Officer and Chief Financial Officer, at 733-4171.

Sincerely,


Kelley C. Roberson, COO & CFO

THOMAS M. DRISKILL, Jr.
President and Chief Executive Officer

Attachments



HAWAII HEALTH SYSTEMS
C O R P O R A T I O N

"Touching Lives Everyday"

July 26, 2007

B-07-015


The Honorable Calvin Say
Speaker
House of Representatives
Hawaii State Capitol, Room 431
Honolulu, Hawaii 96813

Dear Mr. Speaker:


In accordance to Act 178, SLH 2005, Section 160, the Hawaii Health Systems Corporation submits the reports on the certification of losses under the state plan amendment for the quarter ending June 30, 2007.

Should you have any questions, please call Kelley C. Roberson, Chief Operating Officer and Chief Financial Officer, at 733-4171.

Sincerely,


Kelley C. Roberson, COO & CFO
THOMAS M. DRISKILL, Jr.
President and Chief Executive Officer

Attachments



HAWAII HEALTH SYSTEMS
C O R P O R A T I O N

"Touching Lives Every Day"

July 26, 2007

COO/CFO-07-066

Mr. Brian Pang
State of Hawaii, Dept. of Health
Med-Quest Division
601 Kamokila Blvd, Room 518
Kapolei, HI 96707

SUBJECT: Certification of HHSC Medicaid Losses for the Fiscal Year Ended June 30, 2007

Dear Brian:

I certify under penalty of perjury that the information provided on the attached worksheet showing HHSC losses from the Medicaid program of \$3,676,543 for the 4th quarter ended June 30, 2007 are true and correct. The cumulative loss for FY 2007 for the period ended June 30, 2007 totaled \$14,641,209.

The losses were calculated using the latest information available for the period claimed. The funds/contributions are expended as necessary for federal matching funds pursuant to the requirement of 42CFR 433.51. These claimed expenditures have not previously been nor shall not subsequently be used for federal match in this or any other program. I am aware that this information is to be used for filing of a claim with the Federal government for Federal funds and that knowing misrepresentation constitutes violation of the Federal False Claims Act.

Sincerely,

Kelley C. Roberson
Chief Operating Officer & Chief Financial Officer

Attachment

HAWAII HEALTH SYSTEMS CORPORATION
 LOSSES FROM MEDICAID PROGRAM EXCLUDING CRITICAL ACCESS HOSPITAL
 FY 2007 FISCAL YEAR ENDED JUNE 30, 2007

FACILITY	MEDICAID ACUTE SERVICES (7/1/06-06/30/07 SVC DATES)					MEDICAID LTC ROUTINE SERVICES (7/1/06-06/30/07 SVC DATES)					TOTAL LOSS			
	(1) CHARGES	(2) COST	(1) REIMB	(9) LOSS	(8) PRIOR LOSS	(3) CHARGES	(4) COST	(5) REIMB	(6) LOSS	(8) PRIOR LOSS	(9) DIFF	(6) TOTAL LOSS	(8) PRIOR LOSS	DIFF
HANAKOIA (CAH)	10,884,967	5,197,524	2,822,490	(2,575,034)	(1,990,894)	10,421,809	8,669,959	7,228,822	(1,143,137)	(854,380)	(278,757)	(3,716,171)	(2,855,274)	(862,897)
KAAI (CAH)														
KUAI (CAH)														
KOHAHA (CAH)														
KONA	4,178,817	2,746,319	1,159,280	(1,588,039)	(1,111,715)	3,008,845	2,918,955	1,497,553	(1,421,402)	(1,090,649)	(340,453)	(3,099,441)	(2,192,564)	(816,776)
KUHA (CAH)														
LEAHI						15,429,849	14,890,442	12,688,183	(2,284,259)	(1,720,581)	(573,698)	(2,294,259)	(1,720,581)	(573,698)
MAUI	13,630,523	7,281,425	3,289,872	(3,991,553)	(2,937,902)	10,970,421	10,875,366	9,507,184	(1,369,202)	(1,028,795)	(362,407)	(1,289,202)	(1,028,795)	(362,407)
SMH (CAH)	28,694,207	15,225,268	7,070,642	(8,154,828)	(6,040,517)	154,219	381,783	123,200	(288,583)	(231,470)	(7,113)	(4,290,198)	(3,189,312)	(1,060,785)
TOTAL HHSC						39,924,743	37,627,505	31,140,922	(6,486,583)	(4,924,155)	(1,562,428)	(14,841,209)	(10,964,666)	(3,876,543)

- (1) Per HHSC Accounts Receivable for Medicaid Acute and acute walk-in as of 06/30/07, reimbursement does not include capital pass thru payments
- (2) Applied Medicaid acute cost to charge ratio from the FY 06 Medicaid Cost Report As Filed
- (3) Per HHSC Management Statistic Report for 7/1/06 - 06/30/07 for Medicaid Long Term Care Routine Services Only
- (4) FY 06 Medicaid LTC routine cost per day x Medicaid days
- (5) Medicaid Days x PPS rates for 7/1/06-06/30/07 period
- (6) Reimb - Cost

Date Completed 7/23/2007



HAWAII HEALTH SYSTEMS
C O R P O R A T I O N

"Touching Lives Every Day"

July 26, 2007

COO/CFO-07-067

Mr. Brian Pang
State of Hawaii, Dept. of Health
Med-Quest Division
601 Kamokila Blvd, Room 518
Kapolei, HI 96707

SUBJECT: Uncompensated Costs of HHSC Quest, Uninsured and Medicaid
Outpatient for the Fiscal Year ended June 30, 2007

Dear Brian:

I certify under penalty of perjury that the information provided on the attached worksheet showing HHSC losses from participation in the Quest program, provision of services to uninsured patients and provision of Medicaid outpatient services of \$6,399,612 for the quarter ended June 30, 2007 are true and correct. The cumulative reported losses for FY 2007 as of June 30 totaled \$23,947,848.

The losses were calculated using the latest information available for the period claimed. The funds/contributions were expended as necessary for federal matching funds pursuant to the requirement of 42CFR 433.51. These claimed expenditures have not previously been and shall not subsequently be used for federal match in this or any other program. I am aware that this information is to be used for filing of a claim with the Federal government for Federal funds and that knowing misrepresentation constitutes violation of the Federal False Claims Act.

Sincerely,

Kelley C. Roberson
Chief Operating Officer & Chief Financial Officer

Attachment

HAWAII HEALTH SYSTEMS CORPORATION
 LOSSES FROM QUEST & UNINSURED PROGRAM
 FISCAL YEAR 2007 FISCAL YEAR ENDED JUNE 30, 2007

FACILITY	QUEST ACUTE & LTC SERVICES					QUEST OUTPATIENT SERVICES					TOTAL LOSS	
	CHARGES	COST	REIMB	YTD LOSS	PRIOR LOSS	CURRENT LOSS	CHARGES	COST	REIMB	YTD LOSS		PRIOR LOSS
HAMAOKUA	14,018,554	5,994,625	4,656,642	(1,257,983)	(969,973)	(289,010)	157,524	198,998	59,975	(139,123)	(67,987)	(71,136)
KAU	890,829	747,210	607,568	(139,642)	(8,007)	(61,635)	1,072,246	331,939	2,731,554	(1,061,532)	(78,291)	(1,319,615)
KOHALA	6,552,141	3,386,564	2,291,162	(1,095,202)	(788,659)	(326,343)	4,778,422	2,304,548	317,462	(413,321)	(307,647)	(1,056,674)
KONA	10,440	11,407	2,610	(8,797)	(13,227)	4,430	191,268	2,102,111	1,234,445	(202,933)	(827,155)	(18,473)
LANAI	3,386	1,920	-	(1,466)	-	4,430	110,639	43,132	65,219	(53,219)	(31,926)	(23,592)
LEAHI	-	-	-	-	-	5,955	49,700	-	16,999	(33,601)	(79,951)	48,290
MALUHIA	15,441,821	6,499,624	3,762,405	(2,737,419)	(1,802,159)	(935,261)	6,406,671	2,169,320	1,405,643	(763,677)	(637,099)	(226,579)
SMUH	243,647	216,126	141,991	(74,135)	(103,825)	29,689	407,010	496,538	143,987	(352,251)	(248,593)	(103,958)
TOTAL HHSC	37,161,018	18,757,476	11,443,192	(5,314,284)	(3,746,049)	(1,568,235)	24,530,316	10,292,174	6,176,053	(4,106,121)	(3,040,114)	(1,066,007)

FACILITY	UNINSURED ACUTE & LTC SERVICES					UNINSURED OUTPATIENT SERVICES					TOTAL LOSS	
	CHARGES	COST	REIMB	YTD LOSS	PRIOR LOSS	CURRENT LOSS	CHARGES	COST	REIMB	YTD LOSS		PRIOR LOSS
HAMAOKUA	505,429	485,732	421,418	(64,314)	(78,209)	13,991	71,166	90,083	4,927	(85,556)	(51,059)	(34,503)
KAU	4,305,339	2,480,616	536,850	(1,518,666)	(1,518,666)	(435,106)	2,700,872	867,221	194,874	(772,247)	(614,191)	(156,056)
KOHALA	318,649	221,892	284,609	33,527	5,522	28,005	187,956	123,828	24,683	(99,745)	(98,200)	(1,545)
KONA	593,405	441,689	156,342	(238,344)	(152,726)	(132,618)	421,692	289,460	42,198	(247,564)	(142,988)	(104,276)
KOHOLA	193,396	178,859	156,342	(24,818)	(16,239)	18,582	133,609	769,110	14,599	(111,514)	(124,029)	(336,332)
KONA	3,338,451	1,979,001	138,742	(1,780,259)	(1,315,795)	(408,463)	2,709,522	1,192,193	243,719	(946,279)	(686,111)	(292,095)
KONA	781,277	648,918	566,575	(287,343)	(203,291)	(79,006)	183,295	106,039	21,492	(70,547)	(46,511)	(30,056)
LANAI	33,775	29,373	1,438,054	(71,435)	(73,311)	5,955	66,145	35,008	10,028	(24,980)	(59,632)	34,692
LEAHI	1,588,132	1,509,410	1,438,054	(78,722)	(77,311)	5,955	-	-	-	-	-	-
MALUHIA	1,242,655	1,641,142	1,355,437	(286,705)	(229,940)	(55,765)	6,218,797	2,105,705	659,680	(1,539,029)	(1,102,857)	(433,169)
SMUH	12,138,731	5,050,870	622,177	(4,428,653)	(3,084,956)	(1,344,107)	278,066	339,231	50,990	(288,241)	(220,144)	(68,197)
TOTAL HHSC	433,673	407,356	289,092	(118,264)	(117,822)	(442)	12,978,975	5,374,840	1,482,245	(4,182,599)	(3,147,979)	(1,044,616)

FACILITY	MEDICAID ACUTE & LTC SERVICES REPORTED UNDER CERTIFICATION REPORT					MEDICAID OUTPATIENT SERVICES					TOTAL LOSS	
	CHARGES	COST	REIMB	YTD LOSS	PRIOR LOSS	CURRENT LOSS	CHARGES	COST	REIMB	YTD LOSS		PRIOR LOSS
HAMAOKUA	5,287,634	3,744,528	1,888,531	(1,529,103)	(1,529,103)	(1,529,103)	37,445	47,005	17,447	(29,558)	(12,571)	(29,558)
KAU	1,287,971	1,126,638	528,575	(659,363)	(659,363)	(659,363)	1,287,971	1,126,638	528,575	(659,363)	(659,363)	(659,363)
KOHALA	340,597	231,048	114,511	(116,537)	(116,537)	(116,537)	340,597	231,048	114,511	(116,537)	(116,537)	(116,537)
KONA	47,698	47,698	24,206	(23,492)	(23,492)	(23,492)	47,698	47,698	24,206	(23,492)	(23,492)	(23,492)
KONA	2,679,483	1,176,791	789,603	(889,749)	(889,749)	(889,749)	2,679,483	1,176,791	789,603	(889,749)	(889,749)	(889,749)
KONA	70,242	40,636	24,778	(15,868)	(15,868)	(15,868)	70,242	40,636	24,778	(15,868)	(15,868)	(15,868)
LANAI	27,027	14,304	9,575	(17,452)	(17,452)	(17,452)	27,027	14,304	9,575	(17,452)	(17,452)	(17,452)
LEAHI	-	-	-	-	-	-	-	-	-	-	-	-
MALUHIA	4,077,154	1,380,538	1,323,296	(743,858)	(743,858)	(743,858)	4,077,154	1,380,538	1,323,296	(743,858)	(743,858)	(743,858)
SMUH	167,023	203,782	71,407	(132,375)	(132,375)	(132,375)	167,023	203,782	71,407	(132,375)	(132,375)	(132,375)
TOTAL HHSC	12,909,034	5,150,014	4,080,221	(1,069,793)	(1,069,793)	(1,069,793)	12,909,034	5,150,014	4,080,221	(1,069,793)	(1,069,793)	(1,069,793)

FACILITY	TOTAL ACUTE & LTC SERVICES					TOTAL OUTPATIENT SERVICES					TOTAL LOSS	
	CHARGES	COST	REIMB	YTD LOSS	PRIOR LOSS	CURRENT LOSS	CHARGES	COST	REIMB	YTD LOSS		PRIOR LOSS
HAMAOKUA	505,429	485,732	421,418	(64,314)	(78,209)	13,991	263,565	336,086	61,849	(284,237)	(131,611)	(122,626)
KAU	4,305,339	2,480,616	536,850	(1,518,666)	(1,518,666)	(435,106)	18,391,958	6,654,041	4,559,597	(2,094,554)	(1,916,911)	(1,622,626)
KOHALA	318,649	221,892	284,609	33,527	5,522	28,005	802,795	569,405	241,653	(326,542)	(334,250)	(7,708)
KONA	1,454,234	1,188,898	754,910	(424,988)	(240,733)	(184,253)	5,949,225	1,251,291	474,569	(4,694,656)	(3,933,938)	(2,484,084)
KONA	193,396	178,859	156,342	(24,818)	(16,239)	18,582	509,490	422,757	134,919	(333,538)	(380,180)	(42,242)
KONA	9,890,602	5,365,365	2,489,141	(2,874,861)	(2,144,659)	(720,806)	10,167,827	4,473,017	2,242,827	(2,225,159)	(1,483,669)	(3,628,165)
KONA	791,717	880,325	569,185	(291,140)	(216,599)	(74,562)	444,803	297,312	97,000	(159,929)	(86,278)	(73,647)
LANAI	37,111	34,662	30,167	(4,944)	(7,311)	18,844	187,077	93,102	35,702	(63,100)	(160,080)	96,770
LEAHI	1,588,132	1,509,410	1,438,054	(78,722)	(77,311)	5,955	-	-	-	-	-	-
MALUHIA	1,242,655	1,641,142	1,355,437	(286,705)	(229,940)	(55,765)	6,218,797	2,105,705	659,680	(1,539,029)	(1,102,857)	(433,169)
SMUH	27,590,552	11,550,642	4,384,582	(7,166,120)	(4,886,744)	(2,279,369)	852,947	1,039,531	286,984	(733,547)	(630,920)	(202,327)
TOTAL HHSC	63,103,930	32,045,321	17,463,902	(14,576,339)	(10,810,553)	(3,566,490)	50,418,325	20,807,028	11,438,519	(9,368,503)	(6,829,372)	(2,439,132)